



US00D684131S

(12) **United States Design Patent**
Want et al.

(10) **Patent No.:** **US D684,131 S**

(45) **Date of Patent:** **** Jun. 11, 2013**

(54) **MEDICAL DEVICE DISPLAY**

D381,365 S 7/1997 Kamiya
D385,580 S * 10/1997 Hetzer D20/42
D391,249 S 2/1998 Yamamoto

(75) Inventors: **Nicholas Want**, Manchester, NH (US);
Marc Larochelle, Bedford, NH (US);
James Croteau, Fitchburg, MA (US);
Kelly Macmillan, Londonderry, NH (US)

(Continued)

OTHER PUBLICATIONS

Future Multimedia Catalog, [online], [retrieved on Apr. 4, 2007].
Retrieved from the Internet <URL: <http://www.icons shock.com>>.*

(73) Assignee: **Atrium Medical Corporation**, Hudson, NH (US)

Primary Examiner — Karen E Kearney

(**) Term: **14 Years**

(74) *Attorney, Agent, or Firm* — RatnerPrestia

(21) Appl. No.: **29/418,014**

(57) **CLAIM**

The ornamental design for a medical device display, as shown and described.

(22) Filed: **Apr. 11, 2012**

DESCRIPTION

Related U.S. Application Data

(60) Division of application No. 29/380,394, filed on Dec. 3, 2010, now Pat. No. Des. 662,511, which is a continuation-in-part of application No. 29/357,469, filed on Mar. 12, 2010, now abandoned.

(51) **LOC (9) Cl.** **24-01**

(52) **U.S. Cl.**

USPC **D14/107**; D14/491

(58) **Field of Classification Search**

USPC D14/487-495; D20/10-12, 22-23,
D20/25, 27-29, 31-32, 34-36; D24/107;
715/810, 835-837, 839-840, 846-847

See application file for complete search history.

(56) **References Cited**

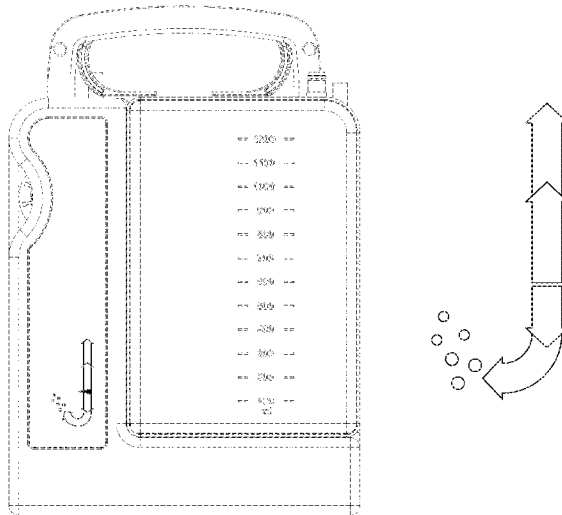
U.S. PATENT DOCUMENTS

D59,693 S * 11/1921 Tenny D10/109.1
D79,119 S 7/1929 Rau
D153,568 S * 4/1949 Wagner D20/11
D196,421 S 10/1963 Escalante
D225,187 S 11/1972 Escalante
D273,799 S * 5/1984 Darrell D20/11

FIG. 1 is a front view of the first embodiment of a medical device display showing my new design;
FIG. 2 is an enlarged front view thereof;
FIG. 3 is an enlarged front view of a second embodiment thereof;
FIG. 4 is an enlarged front view of a third embodiment thereof;
FIG. 5 is an enlarged front view of a fourth embodiment thereof;
FIG. 6 is an enlarged front view of a fifth embodiment thereof;
FIG. 7 is an enlarged front view of a sixth embodiment thereof;
FIG. 8 is an enlarged front view of a seventh embodiment thereof;
FIG. 9 is a front view of an eighth embodiment of a medical device display showing my new design; and,
FIG. 10 is an enlarged front view thereof.

The different types of shading shown in FIGS. 3-8 represent a contrast of appearance. The broken line showings of the medical device display are for the purpose of illustrating environmental structure and form no part of the claimed design.

1 Claim, 10 Drawing Sheets



US D684,131 S

Page 2

U.S. PATENT DOCUMENTS								
D393,845	S	4/1998	Wanishi	D604,307	S *	11/2009	Stiller et al.	D14/486
D408,389	S	4/1999	Newton	D606,091	S	12/2009	O'Donnell	
D425,499	S	5/2000	Millington	D606,551	S	12/2009	Willis	
D428,397	S	7/2000	Palalau	D607,467	S	1/2010	Westermair	
D441,764	S	5/2001	Minagawa	D611,493	S	3/2010	Willis	
D455,758	S	4/2002	Buzzard	D619,593	S	7/2010	Fujioka	
6,590,593	B1	7/2003	Robertson	7,788,600	B2 *	8/2010	Lau et al.	715/810
D511,525	S	11/2005	Hernandez	D623,656	S	9/2010	Fitzmaurice	
D525,981	S *	8/2006	Hally et al.	D624,408	S	9/2010	Straker	
D526,326	S	8/2006	Matsumoto	D626,145	S	10/2010	Montgomery	
D536,340	S	2/2007	Jost	D626,146	S	10/2010	Montgomery	
7,178,110	B2 *	2/2007	Fujino	D644,659	S	9/2011	Pizzutelli	
D544,876	S	6/2007	Yamazaki	D650,794	S	12/2011	Pereira	
D557,277	S	12/2007	Jewitt	D662,511	S *	6/2012	Want et al.	D14/491
D563,986	S	3/2008	Lettau	2006/0016041	A1	1/2006	Damrath	
D565,057	S *	3/2008	Yamazaki et al.	2008/0172372	A1	7/2008	Shacham	
D598,467	S	8/2009	Syme	2010/0262929	A1	10/2010	Avery	
D598,468	S	8/2009	Hirsch	2011/0071415	A1	3/2011	Karwoski	
7,577,918	B2	8/2009	Lindsay	2011/0237308	A1 *	9/2011	Jung et al.	455/566
D602,040	S *	10/2009	Matsuguma					

* cited by examiner

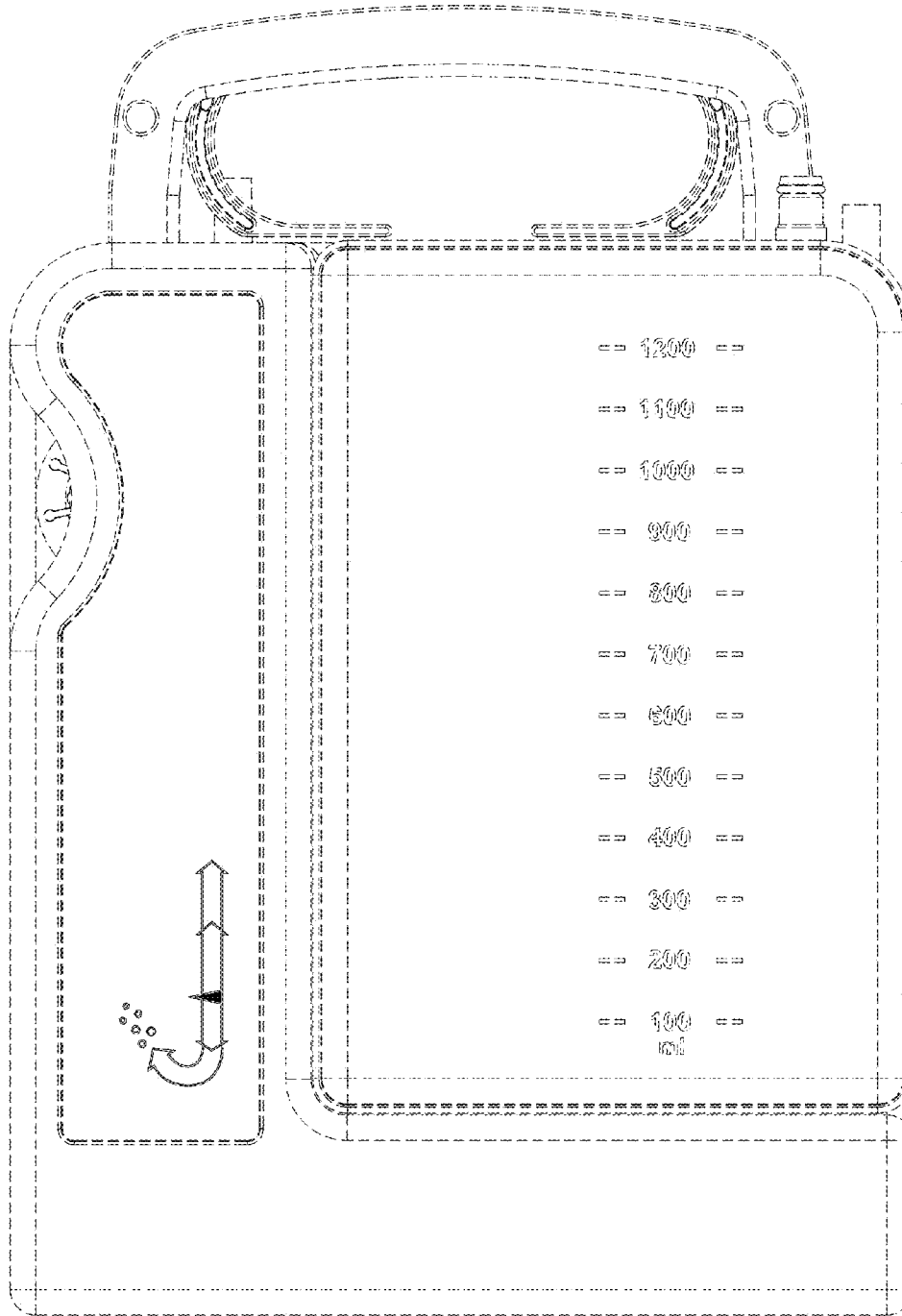


FIG. 1

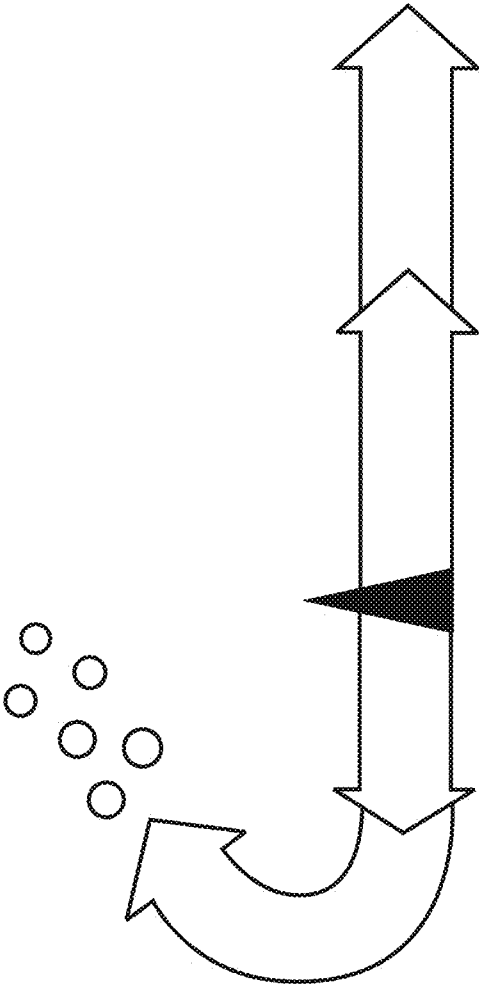


FIG. 2

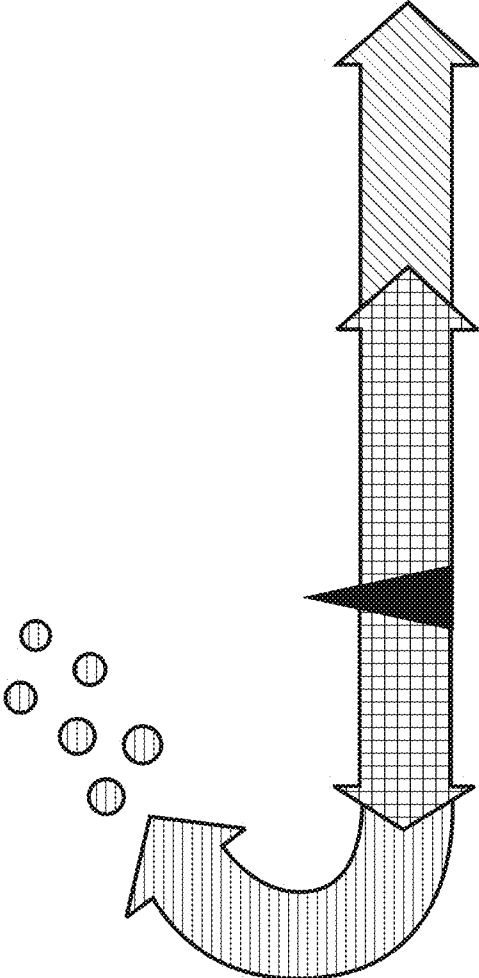


FIG. 3

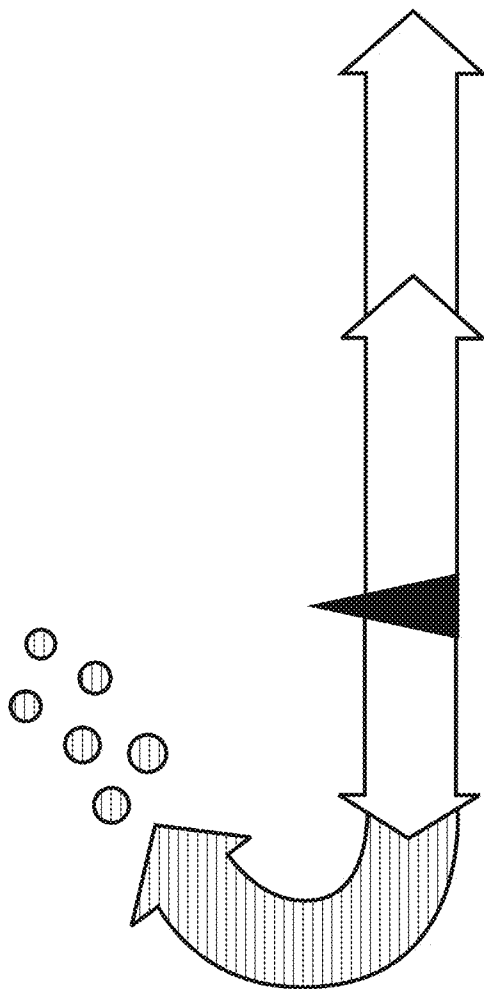


FIG. 4

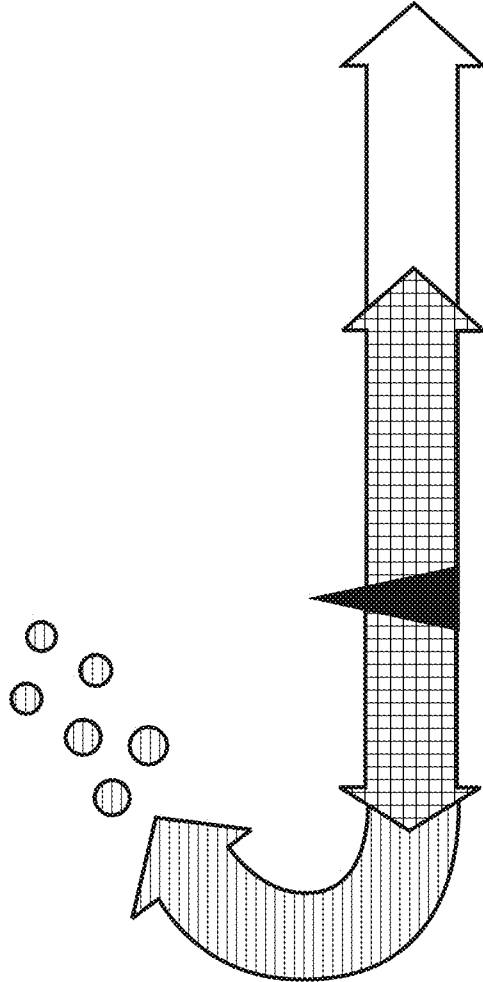


FIG. 5

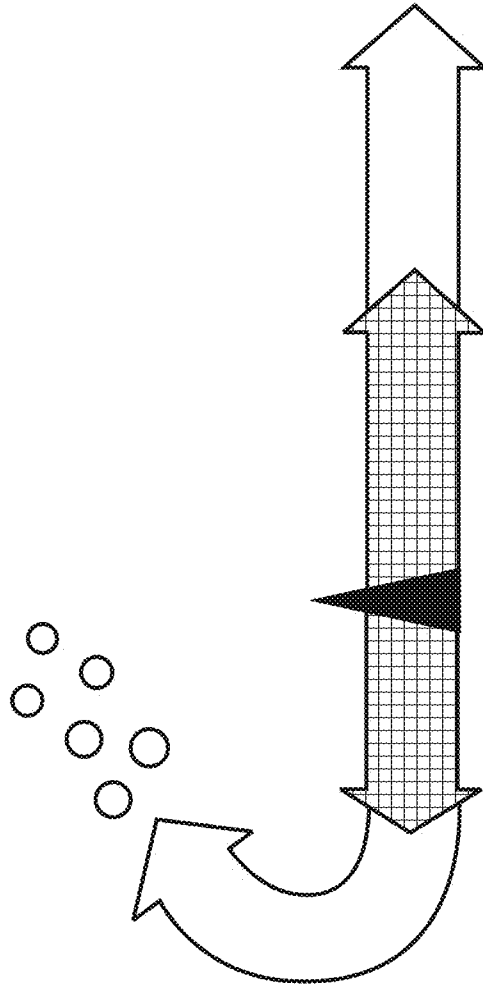


FIG. 6

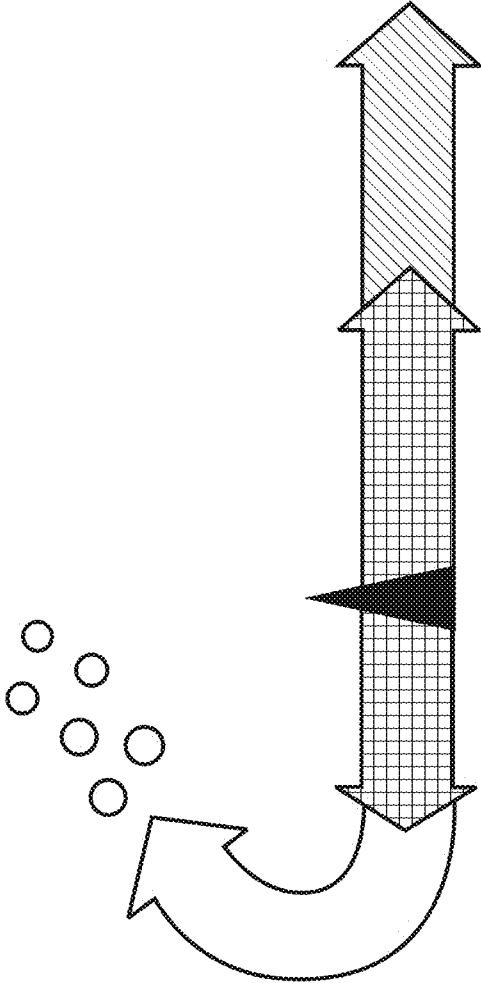


FIG. 7

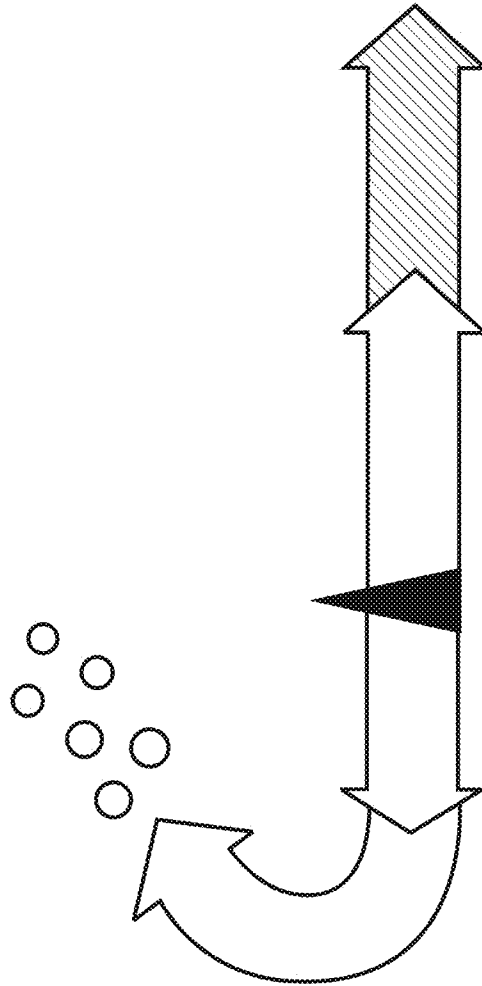


FIG. 8

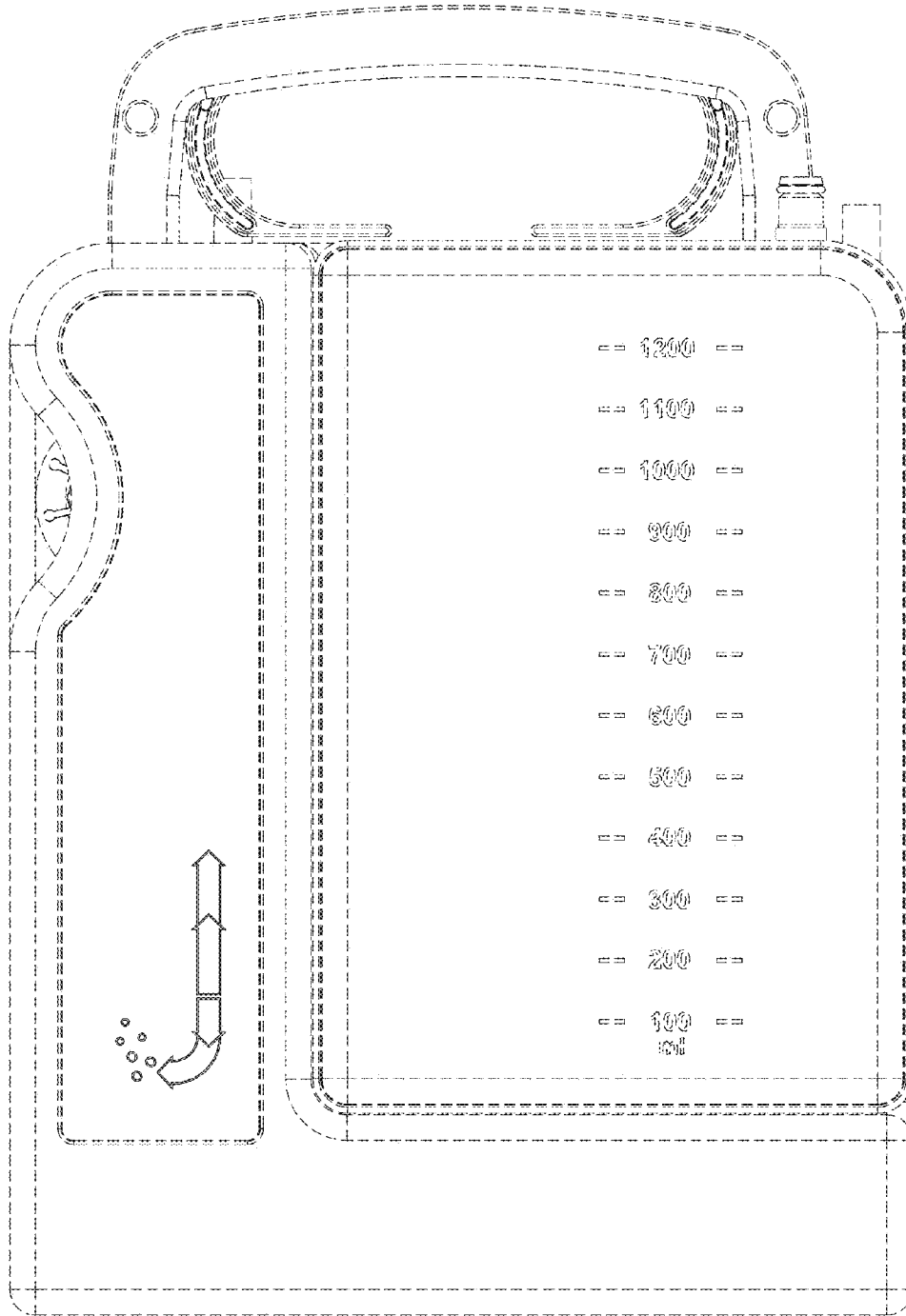


FIG. 9

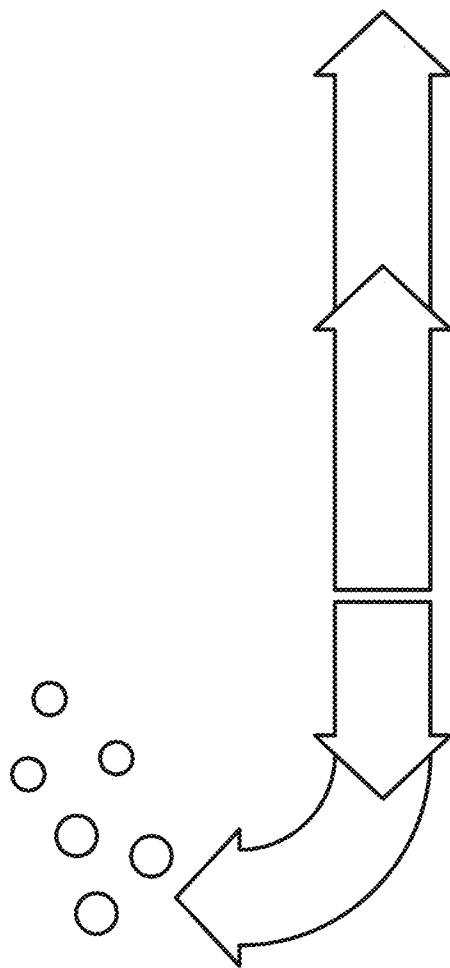


FIG. 10