



US00D539520S

(12) **United States Design Patent**  
**Mochen**

(10) **Patent No.:** **US D539,520 S**

(45) **Date of Patent:** **\*\* Apr. 3, 2007**

(54) **GOLF SHOE SADDLE**

(75) Inventor: **Richard A. Mochen**, Milton, MA (US)

(73) Assignee: **Acushnet Company**, Fairhaven, MA (US)

(\*\*) Term: **14 Years**

(21) Appl. No.: **29/235,971**

(22) Filed: **Aug. 8, 2005**

(51) **LOC (8) Cl.** ..... **02-99**

(52) **U.S. Cl.** ..... **D2/972**

(58) **Field of Classification Search** ..... D2/902,  
D2/905-908, 943, 944, 969, 972-974; 36/127  
See application file for complete search history.

(56) **References Cited**

**U.S. PATENT DOCUMENTS**

D266,286 S	*	9/1982	Vermonet	.....	D2/908
D423,204 S	*	4/2000	Lamprou	.....	D2/969
D441,179 S	*	5/2001	Erickson et al.	.....	D2/969
D441,519 S	*	5/2001	Erickson et al.	.....	D2/969
D441,520 S	*	5/2001	Lane et al.	.....	D2/969
D476,801 S	*	7/2003	Robinson et al.	.....	D2/969
D477,456 S	*	7/2003	Burg et al.	.....	D2/969
D478,413 S	*	8/2003	Robinson et al.	.....	D2/969
D478,414 S	*	8/2003	Robinson et al.	.....	D2/969
D479,039 S	*	9/2003	Eidsgaard et al.	.....	D2/969

D479,389 S	*	9/2003	Robinson et al.	.....	D2/969
D482,854 S	*	12/2003	Burg et al.	.....	D2/969
D489,167 S	*	5/2004	Burg et al.	.....	D2/969
D490,597 S	*	6/2004	Robinson et al.	.....	D2/969
D490,971 S	*	6/2004	Robinson et al.	.....	D2/969
D514,296 S	*	2/2006	Erickson et al.	.....	D2/969
D518,281 S	*	4/2006	Lane et al.	.....	D2/969

\* cited by examiner

*Primary Examiner*—Dominic Simone

(74) *Attorney, Agent, or Firm*—D. Michael Burns

(57) **CLAIM**

The ornamental design for a golf shoe saddle, as shown and described.

**DESCRIPTION**

FIG. 1 is a perspective view of the golf shoe saddle showing my new design.

FIG. 2 is a front elevational view thereof.

FIG. 3 is a rear elevational view thereof

FIG. 4 is a left side elevational view thereof.

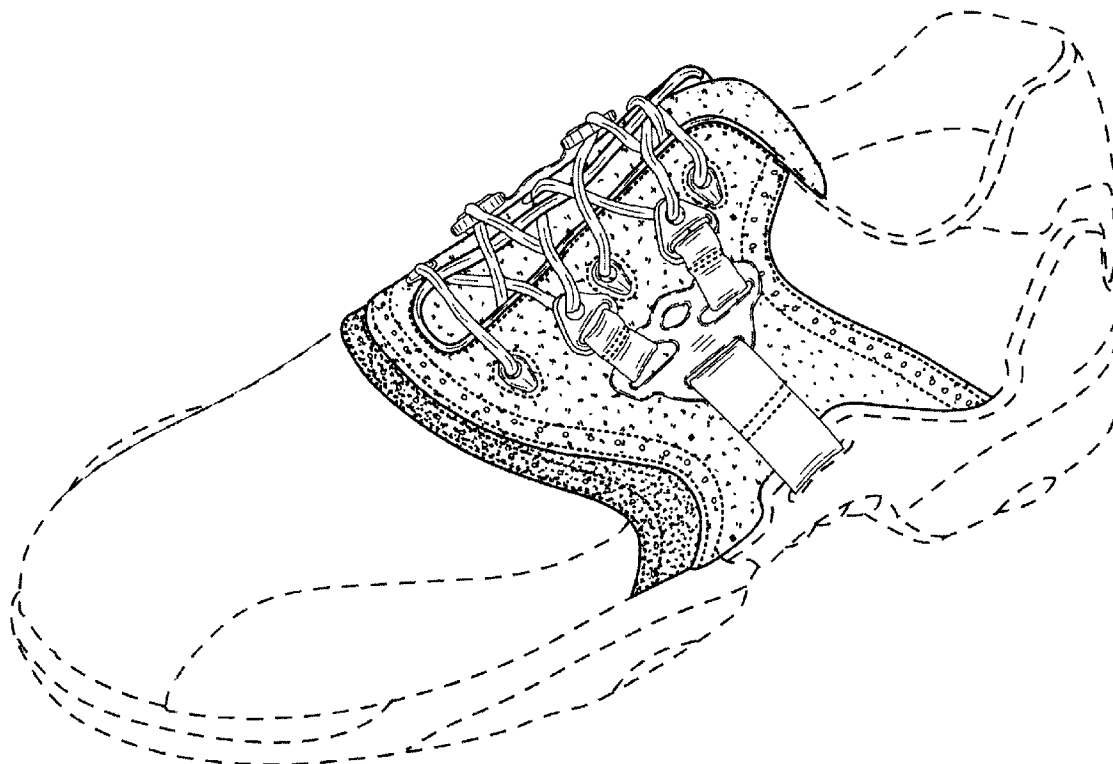
FIG. 5 is a right side elevational view thereof.

FIG. 6 is a bottom plan view thereof; and,

FIG. 7 is a top plan view thereof.

The broken line showing of the sole and part of the upper is for illustrative purposes only and forms no part of the claimed design.

**1 Claim, 3 Drawing Sheets**



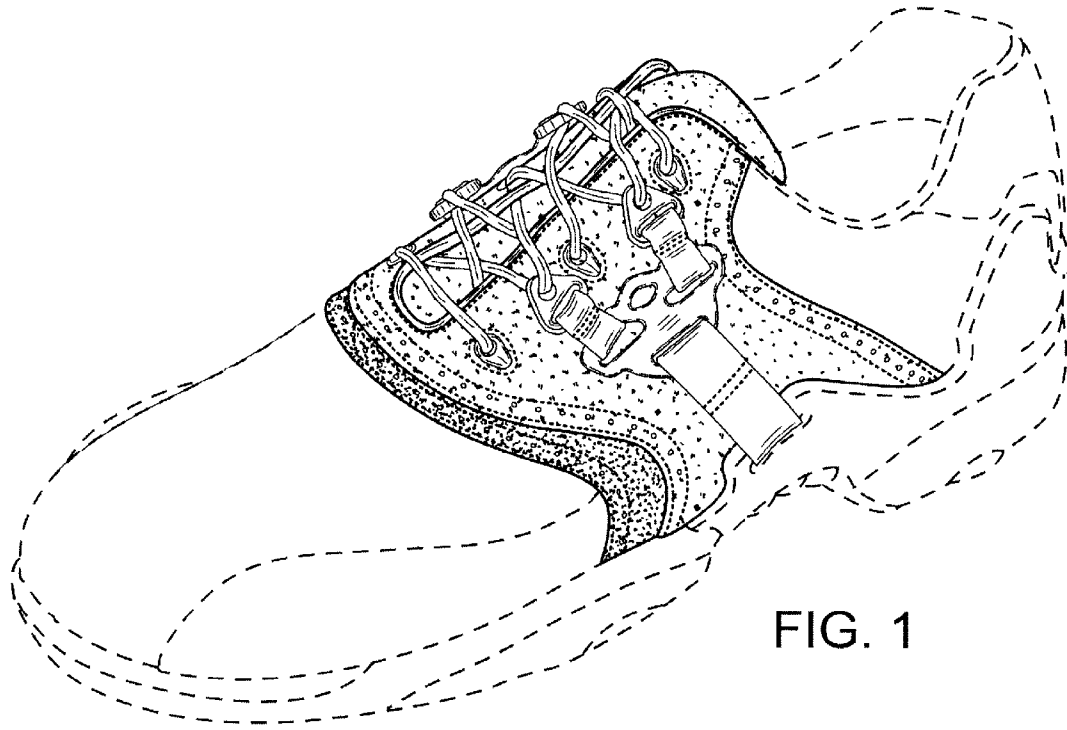


FIG. 1




FIG. 2

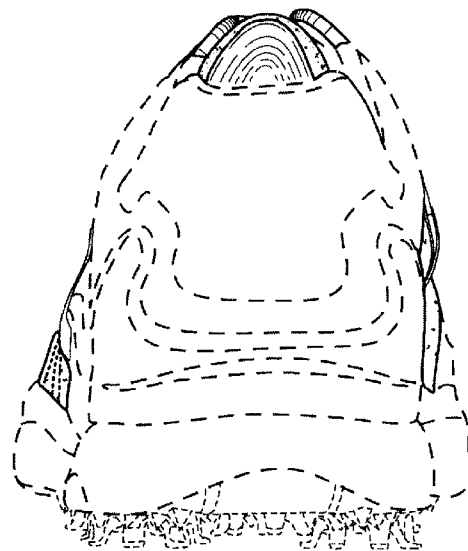


FIG. 3

FIG. 4

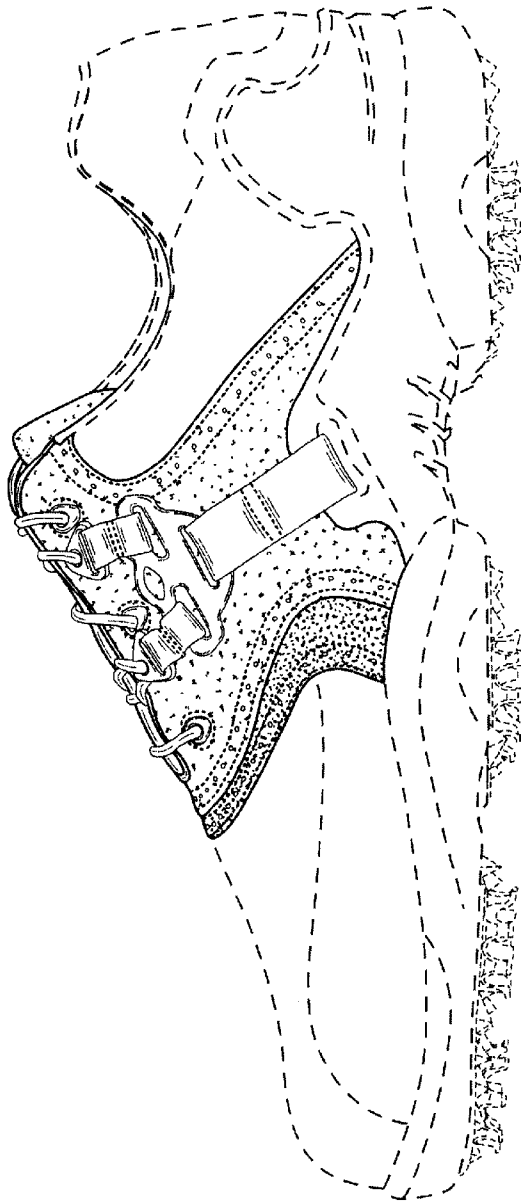


FIG. 5

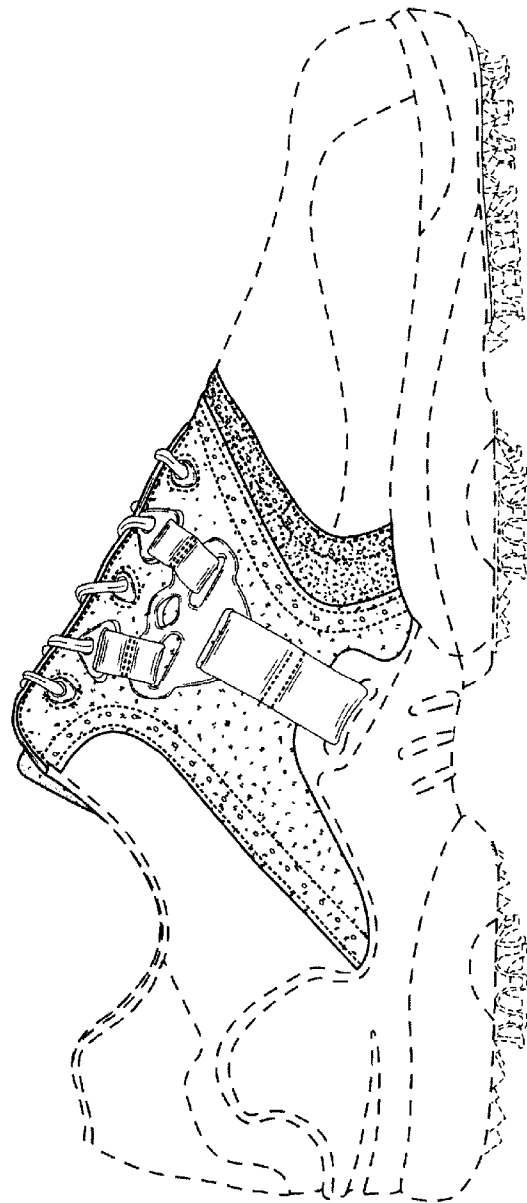


FIG. 6

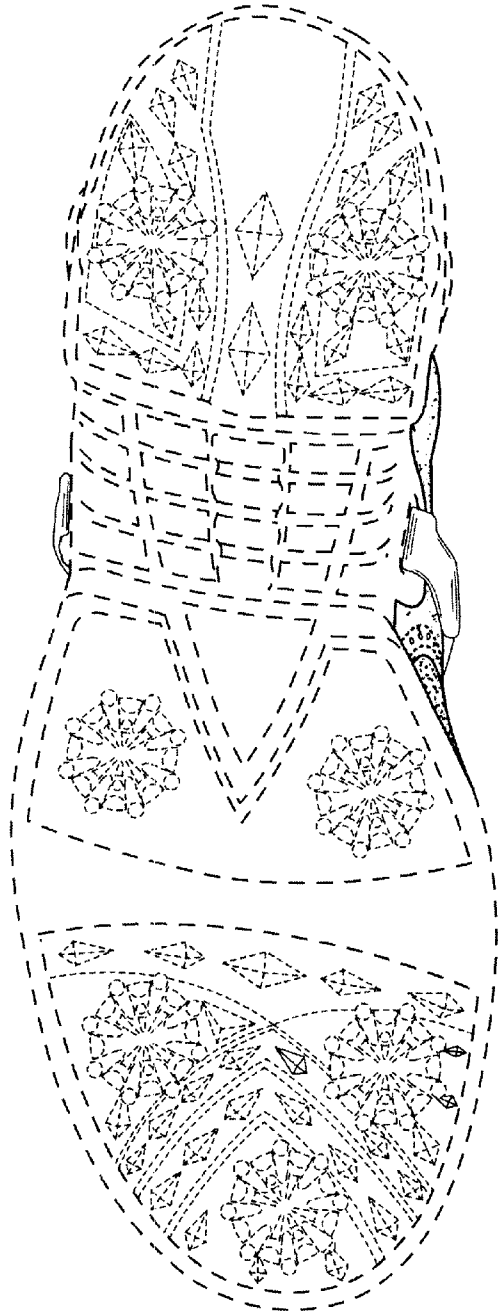


FIG. 7

