



US00D772230S

(12) **United States Design Patent** (10) **Patent No.:** **US D772,230 S**  
**Lee et al.** (45) **Date of Patent:** **\*\* Nov. 22, 2016**

(54) **INPUT PEN FOR ELECTRONIC DEVICE**  
(71) Applicant: **SAMSUNG ELECTRONICS CO., LTD.**, Suwon-si (KR)  
(72) Inventors: **Minhyouk Lee**, Seongnam-si (KR); **Seungho Lee**, Seoul (KR); **Kisung Kim**, Gwangmyeong-si (KR); **Jaewoong Chung**, Seongnam-si (KR); **Duyeong Choi**, Anyang-si (KR); **Jisu Hwang**, Seoul (KR)  
(73) Assignee: **SAMSUNG ELECTRONICS CO., LTD.** (KR)

D624,081 S \* 9/2010 Nousiainen ..... D14/411  
D630,220 S \* 1/2011 Zenri ..... D14/411  
D633,500 S \* 3/2011 Bouniol ..... D14/411  
D638,840 S \* 5/2011 Kamata ..... D14/411  
D660,296 S \* 5/2012 Iwamura ..... D14/411  
D669,897 S \* 10/2012 Nakata ..... D14/411  
D676,049 S \* 2/2013 Lee ..... D14/411  
D686,620 S \* 7/2013 Chung ..... D14/411  
D697,915 S \* 1/2014 Lien ..... D14/411  
D707,679 S \* 6/2014 Zerayohannes ..... D14/411  
D711,381 S \* 8/2014 Lee ..... D14/411  
D713,844 S \* 9/2014 Zerayohannes ..... D14/411  
D715,297 S \* 10/2014 Li ..... D14/411  
D716,303 S \* 10/2014 Oh ..... D14/411  
D724,086 S \* 3/2015 Schoenert ..... D14/411  
D725,112 S \* 3/2015 Bo ..... D14/411  
D747,720 S \* 1/2016 Lee ..... D14/411

(\*\*) Term: **15 Years**  
(21) Appl. No.: **29/539,251**  
(22) Filed: **Sep. 11, 2015**

\* cited by examiner  
*Primary Examiner* — Austin Murphy  
(74) *Attorney, Agent, or Firm* — Cantor Colburn LLP

(30) **Foreign Application Priority Data**  
Jul. 15, 2015 (KR) ..... 30-2015-0035564  
(51) **LOC (10) Cl.** ..... **14-02**  
(52) **U.S. Cl.**  
USPC ..... **D14/411**  
(58) **Field of Classification Search**  
USPC ..... D14/372, 496, 432, 371, 125, 126, 129, D14/299, 411; D16/300-342; 351/158, 153, 351/144; 345/7-9, 905; 455/344; 348/115, 348/53, 121, 739  
CPC ..... G02B 27/017; G06F 3/016; G06F 3/033; G06F 3/0317; G06F 3/03545; G06F 3/041; G06K 9/222  
See application file for complete search history.

(56) **References Cited**  
U.S. PATENT DOCUMENTS  
D501,505 S \* 2/2005 Chien ..... D14/411  
D623,650 S \* 9/2010 Ishibashi ..... D14/411

(57) **CLAIM**  
The ornamental design for an input pen for electronic device, as shown and described.

**DESCRIPTION**  
FIG. 1 is a front perspective view of an input pen for electronic device, showing our new design;  
FIG. 2 is a front view thereof;  
FIG. 3 is a rear view thereof;  
FIG. 4 is a left-side view thereof;  
FIG. 5 is a right-side view thereof;  
FIG. 6 is a top view thereof;  
FIG. 7 is a bottom view thereof; and,  
FIG. 8 is an enlarged bottom view thereof.  
The broken lines illustrating portions of the input pen for electronic device form no part of the claimed design.

**1 Claim, 4 Drawing Sheets**



FIG. 1




FIG.2



FIG.3

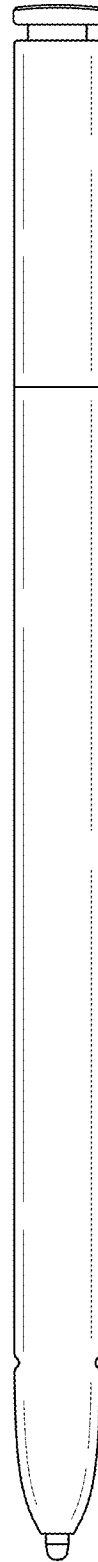


FIG.4



FIG.5



FIG.6

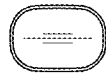


FIG.7

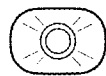


FIG.8

