



US00D361302S

United States Patent [19]

[11] Patent Number: **Des. 361,302**

Shryock

[45] Date of Patent: **** Aug. 15, 1995**

- [54] FLOWER POT COVER WITH FINS
- [75] Inventor: **Jon S. Shryock**, Bethany, Okla.
- [73] Assignee: **Highland Supply Corporation**, Highland, Ill.
- [**] Term: **14 Years**
- [21] Appl. No.: **8,437**
- [22] Filed: **May 17, 1993**
- [52] U.S. Cl. **D11/164**; D9/431; D11/143
- [58] Field of Search D11/143, 149, 152-156, D11/164, 89, 90; 47/66, 72; 206/423; 215/100.5; 229/1.5 R, 1.5 B, 4.5, 922, 930, 87.01, 108, 108.1, 109, 110; 428/27, 35.1, 24, 542.6; D9/346, 428-431; D7/540, 584, 586, 587, 354; D27/102, 133; D26/128-136; D19/96

4,678,095	7/1987	Barnett et al.	D29/110
4,712,725	12/1987	Moore	229/8
4,773,622	9/1988	Herlm	229/110 X
5,076,011	12/1991	Stehouwer	47/72

FOREIGN PATENT DOCUMENTS

2489126	3/1982	France .
2603159	4/1988	France .

OTHER PUBLICATIONS

- Ex. A—Speed Cover Brochure—The Simple Solution . . . , 1989.
- Jewelers' Circular Keystone, Jul. 1963, p. 76, bottom right, crystal vase.
- Haeger Decorative Accessories Cat., item 5150, p. 13.
- The Glass of Frederick Carder, p. 287, item 6924.
- a
- a
- Primary Examiner*—Jeffrey Asch
- Attorney, Agent, or Firm*—Dunlap & Coddling

[56] References Cited

U.S. PATENT DOCUMENTS

D. 36,957	6/1904	Helmer	D7/540
D. 186,904	12/1959	Mehr	D26/129
D. 239,192	3/1976	Wiles et al.	D35/3 A
D. 242,736	12/1976	Craft, III et al.	D11/143
D. 242,738	12/1976	Michaeli	D26/136
D. 246,742	12/1977	Baker	D26/129
D. 254,194	2/1980	Smith	D11/152
D. 254,659	4/1980	Karotseris	D11/143
D. 284,943	8/1986	Webinger	D9/431 X
D. 286,124	10/1986	Dempsey	D7/540 X
D. 319,417	8/1991	Weder et al.	D11/164
D. 324,659	3/1992	Stehouwer	D11/164
D. 327,234	6/1992	Vaughn	D11/143
D. 327,556	6/1992	Völker et al.	D7/540 X
D. 336,041	6/1993	Zama	D9/431
D. 348,416	7/1994	Harvey	D11/143 X
D. 348,634	7/1994	Weder et al.	D11/164 X
1,951,642	3/1934	Augustin et al.	47/32
4,043,077	8/1977	Stonehocker	47/36

[57] CLAIM

The ornamental design for a flower pot cover with fins, as shown and described.

DESCRIPTION

FIG. 1 is a perspective view of my new flower pot cover with fins design;

FIG. 2 is a side elevational view thereof;

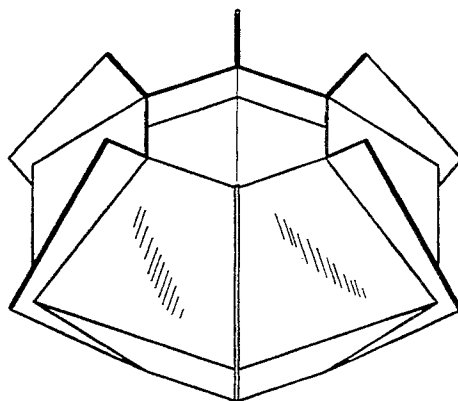
FIG. 3 is a top plan view thereof;

FIG. 4 is a bottom plan view thereof;

FIG. 5 is a side elevational view of a second embodiment of the design of FIG. 1, the only difference being the height; and

FIG. 6 is a side elevational view of a third embodiment of the design of FIG. 1, the only difference being the height.

The flower pot cover with fins has no substantial thickness.



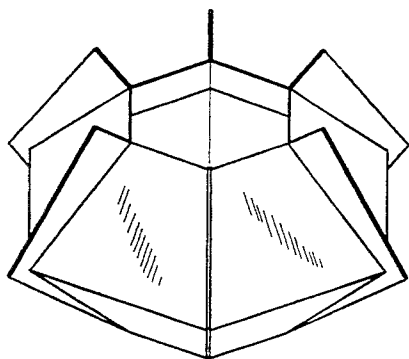


FIG. 1

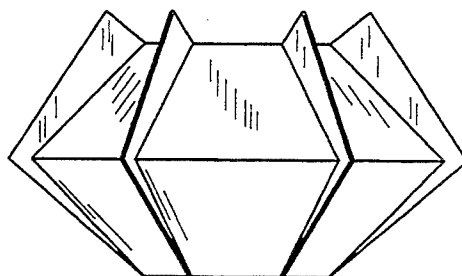


FIG. 2

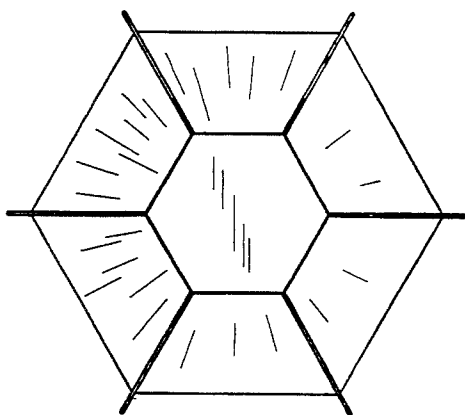


FIG. 3

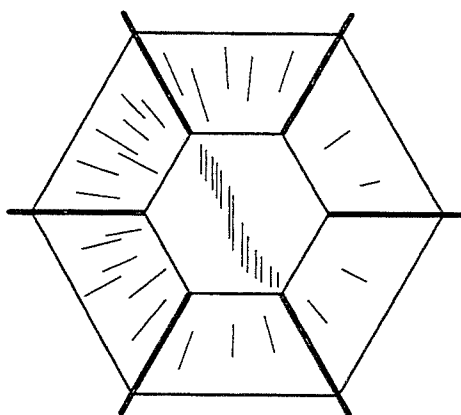


FIG. 4

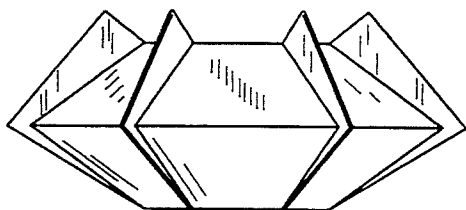


FIG. 5

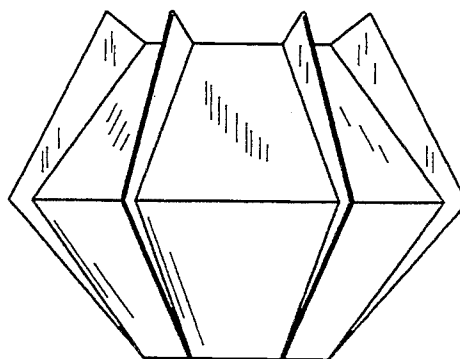


FIG. 6