



US00D594215S

(12) **United States Design Patent**
Banik et al.

(10) **Patent No.:** **US D594,215 S**

(45) **Date of Patent:** **** Jun. 16, 2009**

(54) **FOOTWEAR UPPER**

(75) Inventors: **Gary J. Banik**, Boulder, CO (US);
Oliver J. Gilbertson, Hexham (GB)

(73) Assignee: **Wolverine World Wide, Inc.**, Rockford, MI (US)

(**) Term: **14 Years**

(21) Appl. No.: **29/307,931**

(22) Filed: **May 20, 2008**

(51) **LOC (9) Cl.** **02-99**

(52) **U.S. Cl.** **D2/969**

(58) **Field of Classification Search** D2/896,
D2/902, 906-908, 943, 944, 969, 972-974;
36/45, 50.1, 77 M, 77 R, 83, 88, 113, 114,
36/126-131

See application file for complete search history.

(56) **References Cited**

U.S. PATENT DOCUMENTS

D90,234 S *	7/1933	Daniels	D2/969
D320,689 S *	10/1991	Smith	D2/969
D538,021 S	3/2007	Matis et al.		
D538,025 S	3/2007	Belley et al.		
D539,017 S	3/2007	Matis et al.		
D546,044 S	7/2007	Matis et al.		
D546,045 S	7/2007	Matis et al.		
D563,640 S	3/2008	Matis et al.		
D568,599 S *	5/2008	Avar	D2/972
D570,077 S *	6/2008	James	D2/907
D570,089 S *	6/2008	Avar	D2/972

D574,136 S *	8/2008	Avar	D2/969
D579,186 S *	10/2008	Mervar et al.	D2/969
D580,148 S *	11/2008	Schoenborn	D2/969
D586,548 S *	2/2009	Harlow	D2/972
D586,997 S *	2/2009	Schoenborn et al.	D2/969

OTHER PUBLICATIONS

Merrell Spring 2008 Catalog, pp. 32 and 33.

* cited by examiner

Primary Examiner—Dominic Simone

(74) *Attorney, Agent, or Firm*—Warner Norcross & Judd LLP

(57) **CLAIM**

The ornamental design for footwear upper, as shown and described.

DESCRIPTION

FIG. 1 is a perspective view of the footwear upper embodying the new design;

FIG. 2 is a top view thereof;

FIG. 3 is a right side view thereof;


FIG. 4 is a left side view thereof;

FIG. 5 is a front view thereof; and,

FIG. 6 is a rear view thereof.

FIGS. 1-6 show features of an article of footwear in phantom lines. These features are shown for environmental purposes and do not form any part of the claimed design. Further, the phantom lines immediately adjacent the solid-line portions of the design form the boundary of the design, with the phantom lines forming no part of the claimed design.

1 Claim, 4 Drawing Sheets



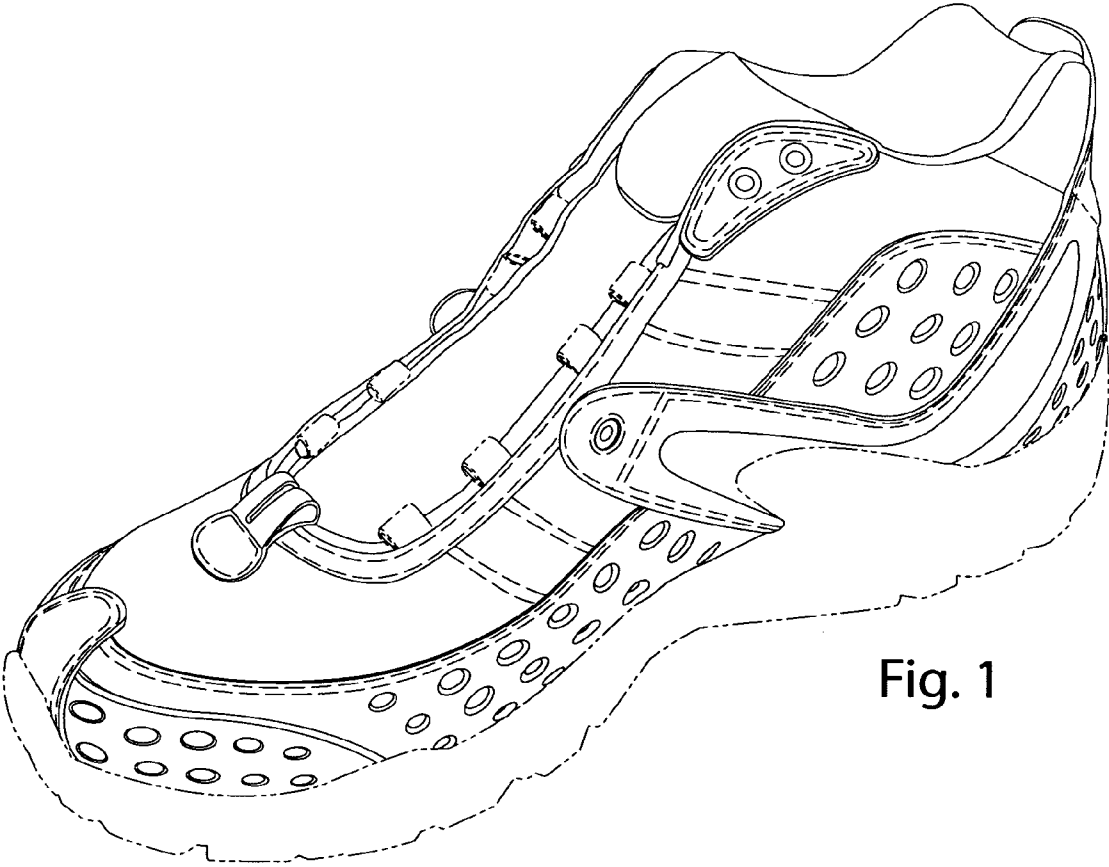


Fig. 1

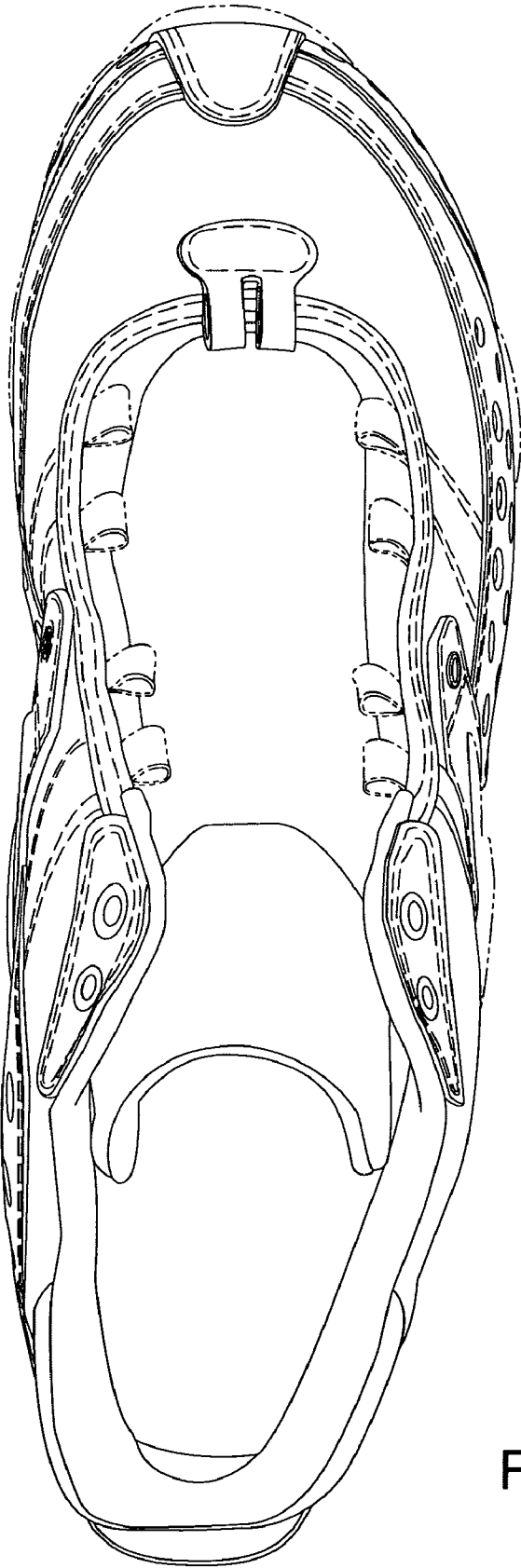


Fig. 2

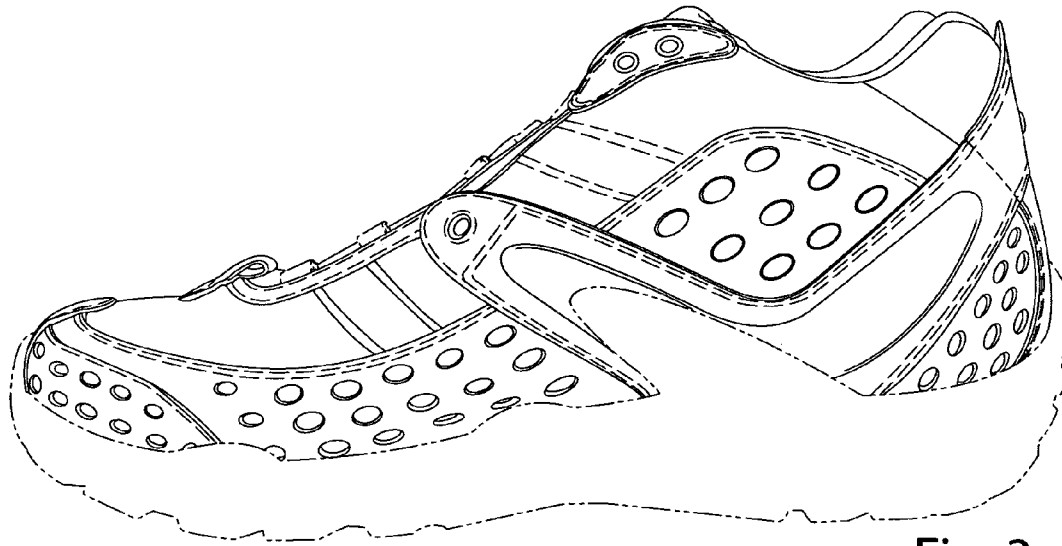


Fig. 3

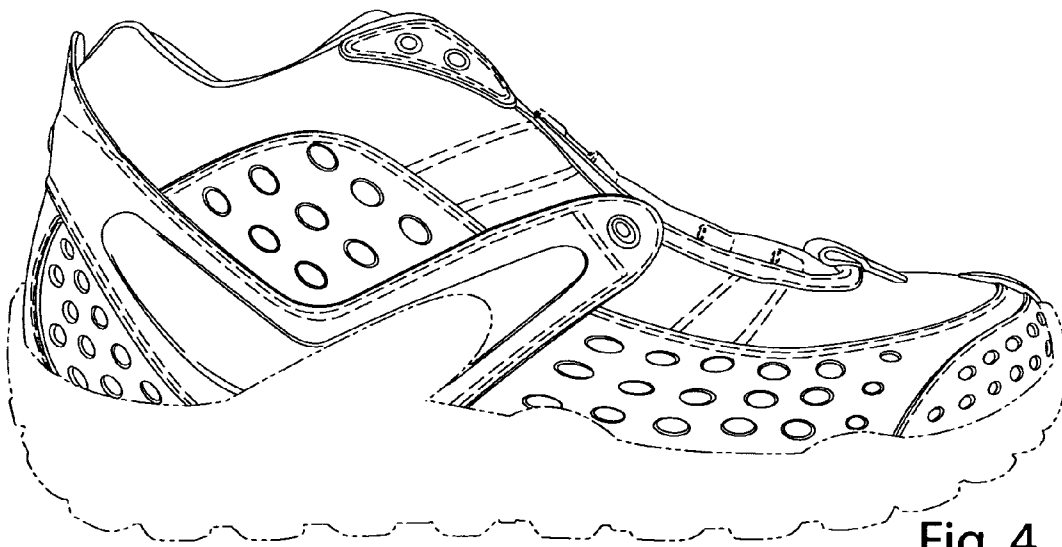


Fig. 4

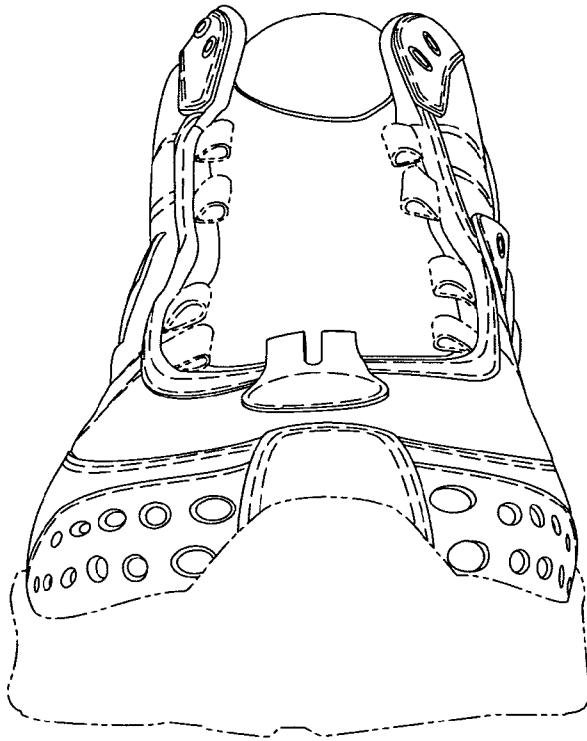


Fig. 5

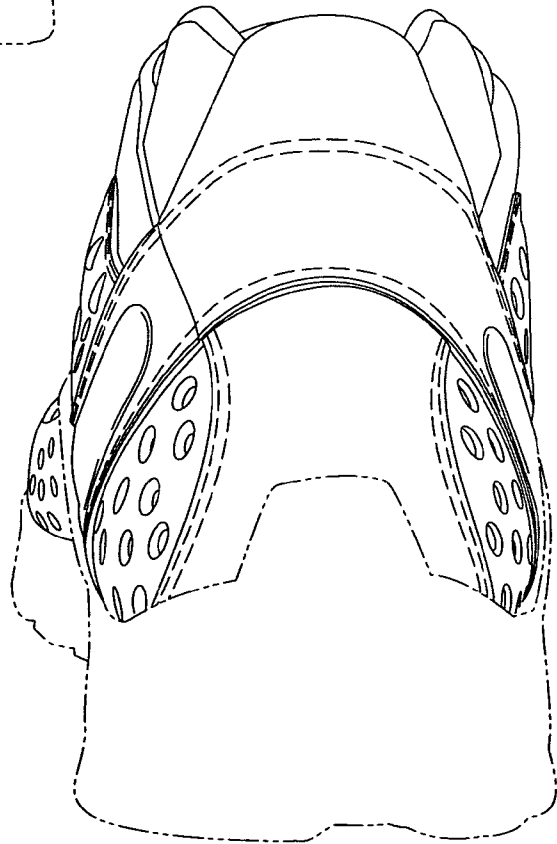


Fig. 6