



USOOD349187S

United States Patent [19]

[11] Patent Number: **Des. 349,187**

Close et al.

[45] Date of Patent: **** Aug. 2, 1994**

- [54] **ELEMENT OF A SHOE UPPER**
- [75] Inventors: **Judith R. Close, Dedham; Wayne M. Russell, Cohasset, both of Mass.**
- [73] Assignee: **Reebok International Ltd., Stoughton, Mass.**
- [**] Term: **14 Years**
- [21] Appl. No.: **15,680**
- [22] Filed: **Nov. 24, 1993**

Related U.S. Application Data

- [62] Division of Ser. No. 2,869, Dec. 22, 1992, Pat. No. Des. 341,931.
- [52] U.S. Cl. **D2/972**
- [58] Field of Search **D2/896, 902, 907, 946, D2/969, 970, 972, 977; 36/45, 83, 84, 89, 102-107, 114, 132, 136**

References Cited

U.S. PATENT DOCUMENTS

- D. 295,578 5/1988 Tong .
- D. 304,389 11/1989 Miller .
- D. 311,092 10/1990 Hatfield .
- D. 315,054 3/1991 Hatfield .
- D. 316,624 5/1991 Hatfield et al. .
- D. 317,224 6/1991 Lucas .
- D. 317,824 7/1991 Hatfield .
- D. 318,563 7/1991 Lucas .
- D. 318,944 8/1991 Lucas .
- D. 319,529 9/1991 Hatfield .
- D. 319,722 9/1991 Hatfield .
- D. 320,883 10/1991 Aveni .
- D. 321,085 10/1991 Rogers .
- D. 321,584 11/1991 Mitsui .

- D. 321,586 11/1991 Aveni .
- D. 322,505 12/1991 Hatfield D2/970
- D. 325,119 4/1992 Smith D2/970
- D. 325,291 4/1992 Hatfield D2/970
- D. 325,664 4/1992 Kittle D2/970
- D. 326,953 6/1992 Hatfield D2/969
- D. 328,385 8/1992 Hatfield D2/977
- D. 328,814 8/1992 Tonkel et al. D2/970
- D. 329,323 9/1992 Rogers et al. D2/970
- D. 329,530 9/1992 Bailey D2/969
- D. 329,735 9/1992 Dahlsten D2/970
- D. 329,736 9/1992 Byrne et al. D2/970
- D. 329,937 10/1992 Hatfield et al. D2/970
- D. 330,452 10/1992 Hatfield et al. D2/970
- D. 331,827 12/1992 Coley et al. D2/970
- D. 332,174 1/1993 Earle D2/969
- D. 332,689 1/1993 Worthington D2/969
- D. 333,032 2/1993 Hatfield D2/970
- D. 334,088 3/1993 Teague D2/970
- D. 335,017 4/1993 Smith D2/970
- D. 337,874 8/1993 Tonkel D2/970
- D. 338,097 8/1993 Tonkel D2/969

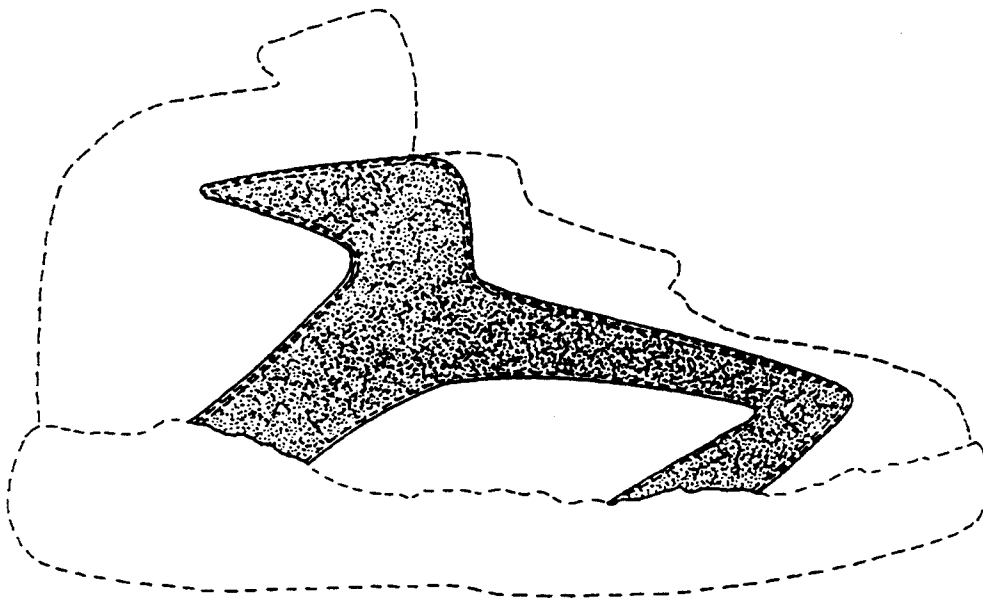
Primary Examiner—Louis S. Zarfaz
Attorney, Agent, or Firm—Sterne, Kessler, Goldstein and Fox

CLAIM

[57] The ornamental design for an element of a shoe upper, shown and described.

DESCRIPTION

FIG. 1 is left side elevational view of an element of a shoe upper showing our new design;
 FIG. 2 is a top plan view thereof;
 FIG. 3 is a front elevational view thereof; and,
 FIG. 4 is a rear elevational view thereof.
 The broken line showing of a shoe in FIGS. 1-4 is environmental only and forms no part of the claimed design.



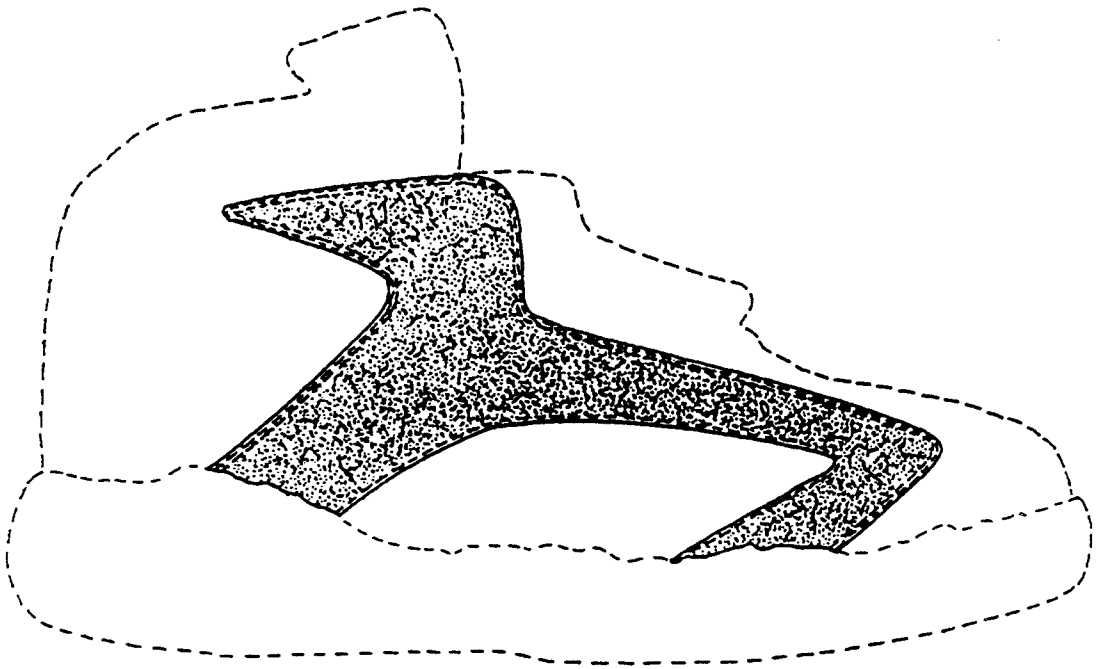


FIG. 1

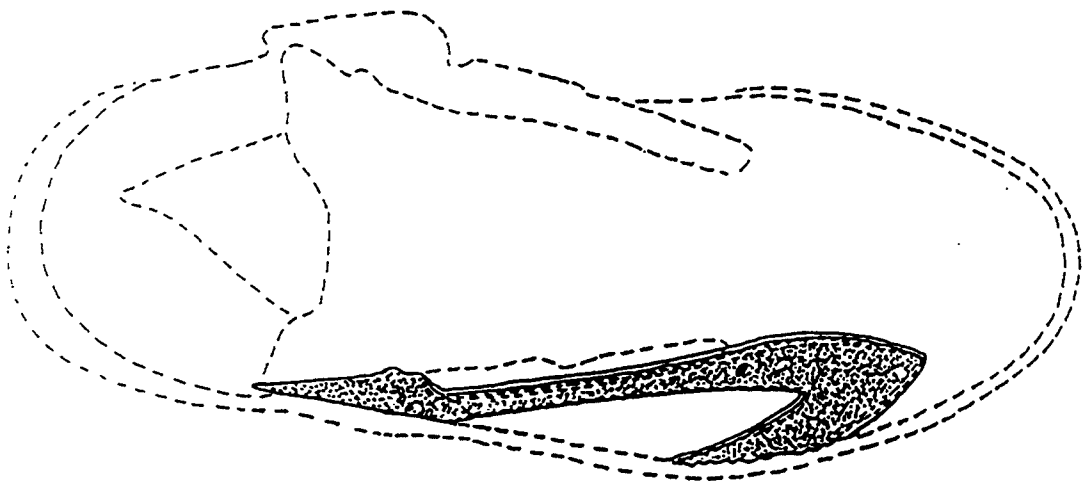


FIG. 2

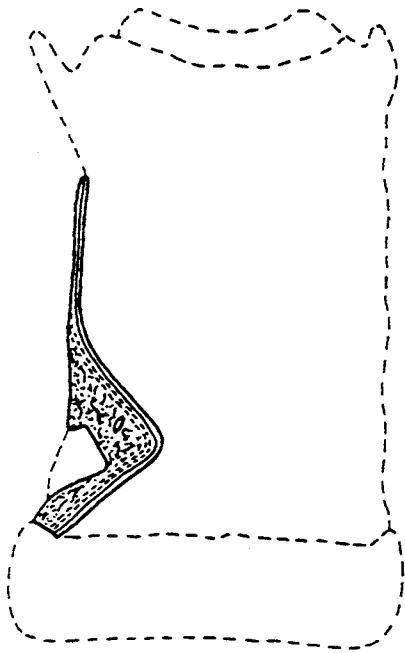


FIG. 3

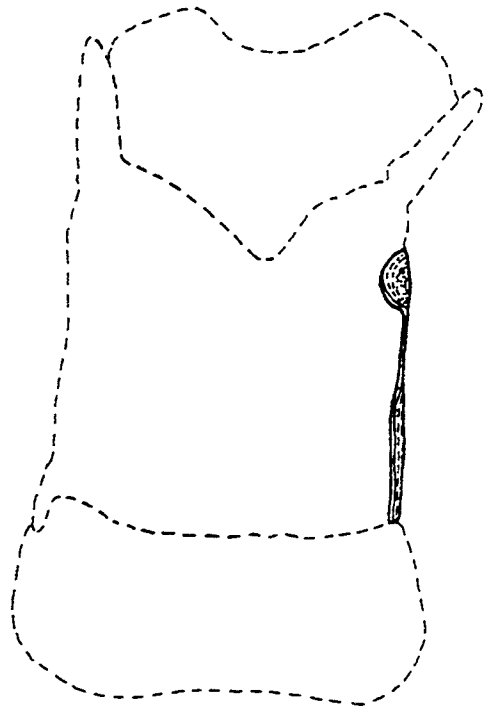


FIG. 4