

[54] FIREPLACE HEAT AMPLIFIER

[76] Inventor: David J. Bohnen, 6112 Monteveroe Dr., San Jose, Calif. 95120

[**] Term: 14 Years

[21] Appl. No.: 782,719

[22] Filed: Mar. 30, 1977

[51] Int. Cl. D23-03

[52] U.S. Cl. D23/93

[58] Field of Search D7/206-213;
D23/94-97; 216/120, 121, 138, 140, 16 A, 165,
203, 298

[56] References Cited

U.S. PATENT DOCUMENTS

D. 243,184	1/1977	Solinski	D7/207
1,030,002	6/1912	Livingston	126/121 X
1,313,085	8/1919	Greene	126/121
2,371,398	3/1945	Lamar	126/121
3,001,521	9/1961	Reilly	126/165

3,945,369	3/1976	Adams et al.	126/164
4,008,703	2/1977	Allgood	126/121
4,010,729	3/1977	Egli	126/121
4,018,208	4/1977	Hamilton	126/121

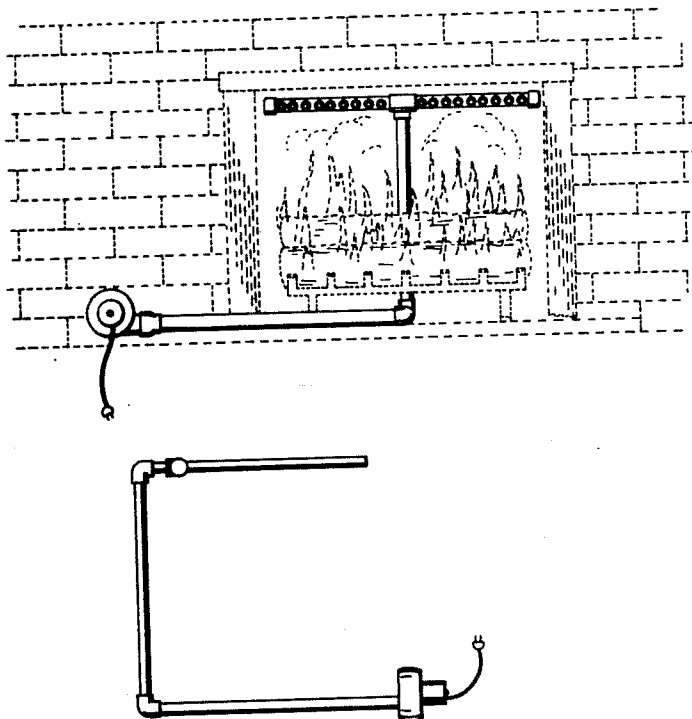
Primary Examiner—James R. Largen
Attorney, Agent, or Firm—Leslie M. Hansen

[57] CLAIM

The ornamental design for a fireplace heat amplifier, as shown and described.

DESCRIPTION

FIG. 1 is a front elevational view of a design for fireplace heat amplifier showing my new design; FIG. 2 is a left side elevational view thereof; FIG. 3 is a top plan view thereof; FIG. 4 is a rear elevational view thereof; FIG. 5 is a bottom plan view thereof; FIG. 6 is a right side elevational view thereof; and FIG. 7 is a front elevational view thereof. The fragmentary broken line representation of a fireplace with a fire therein in FIG. 1 is for purposes of illustration only.



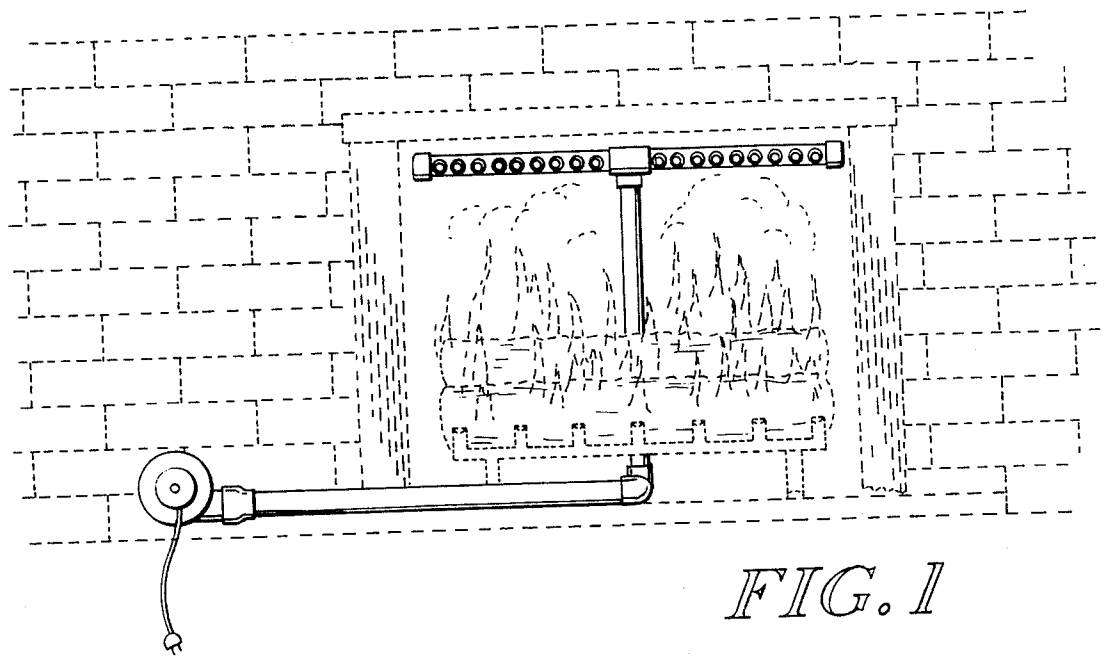


FIG. 1

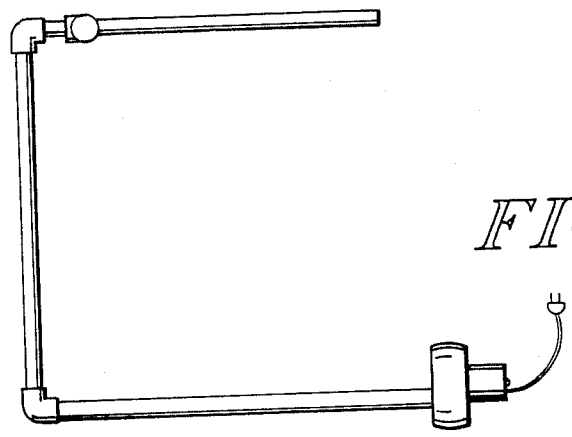


FIG. 2

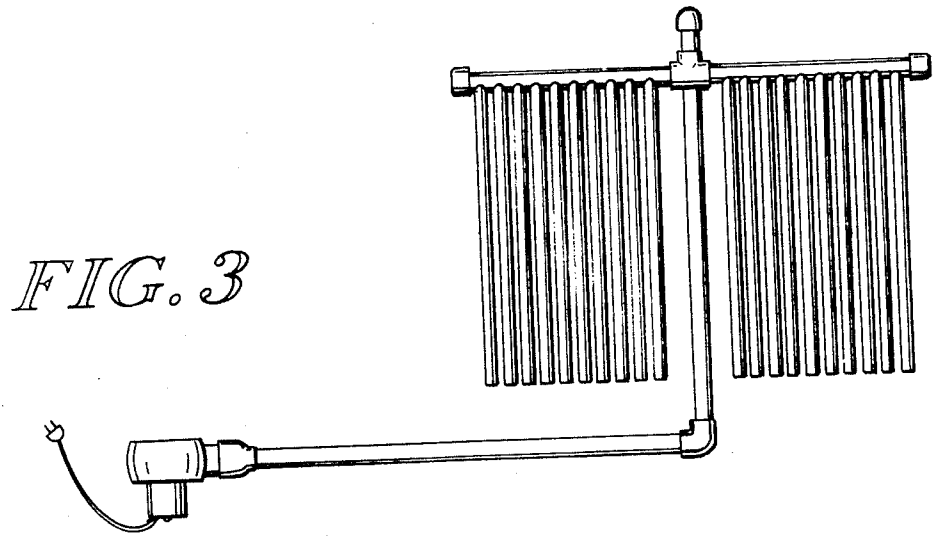


FIG. 3

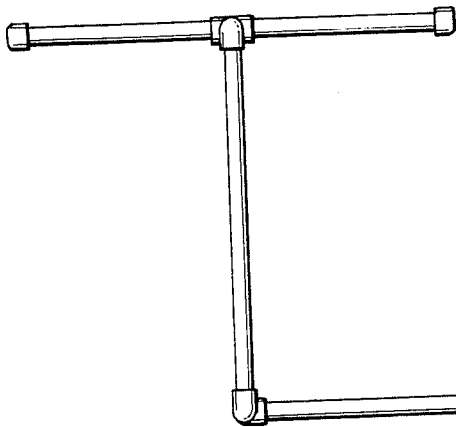


FIG. 4



FIG. 5

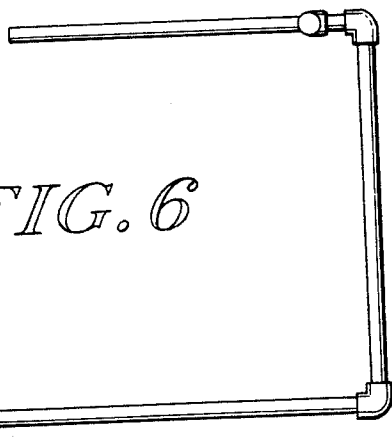


FIG. 6



FIG. 7

