

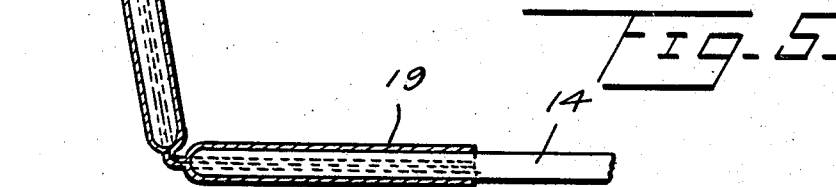
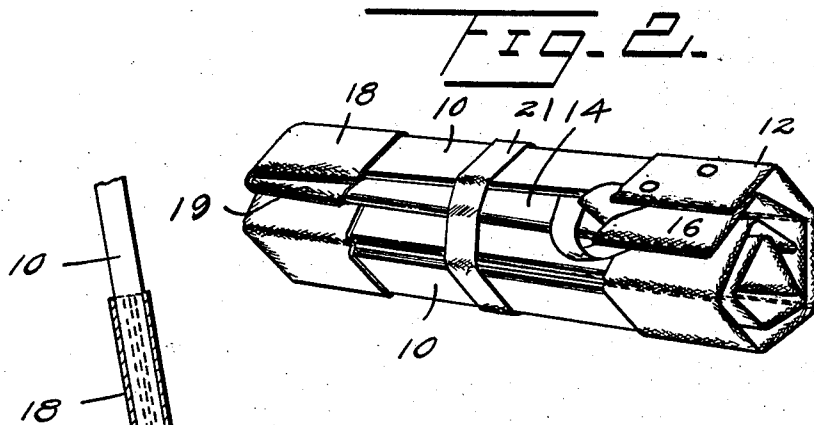
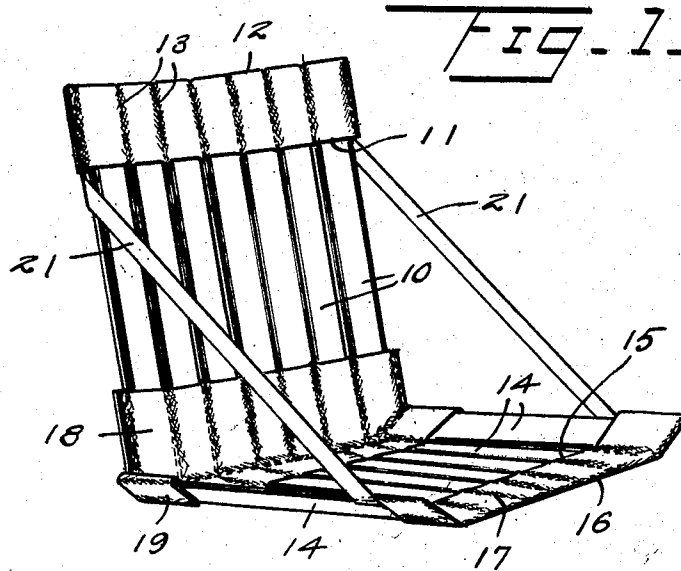
May 14, 1935.

C. E. JOHNSON

2,001,252

FOLDABLE CHAIR

Original Filed June 25, 1931 2 Sheets-Sheet 1



Inventor
C. Elmo Johnson

By *Watson & Coleman*
Attorney

May 14, 1935.

C. E. JOHNSON

2,001,252

FOLDABLE CHAIR

Original Filed June 25, 1931 2 Sheets-Sheet 2

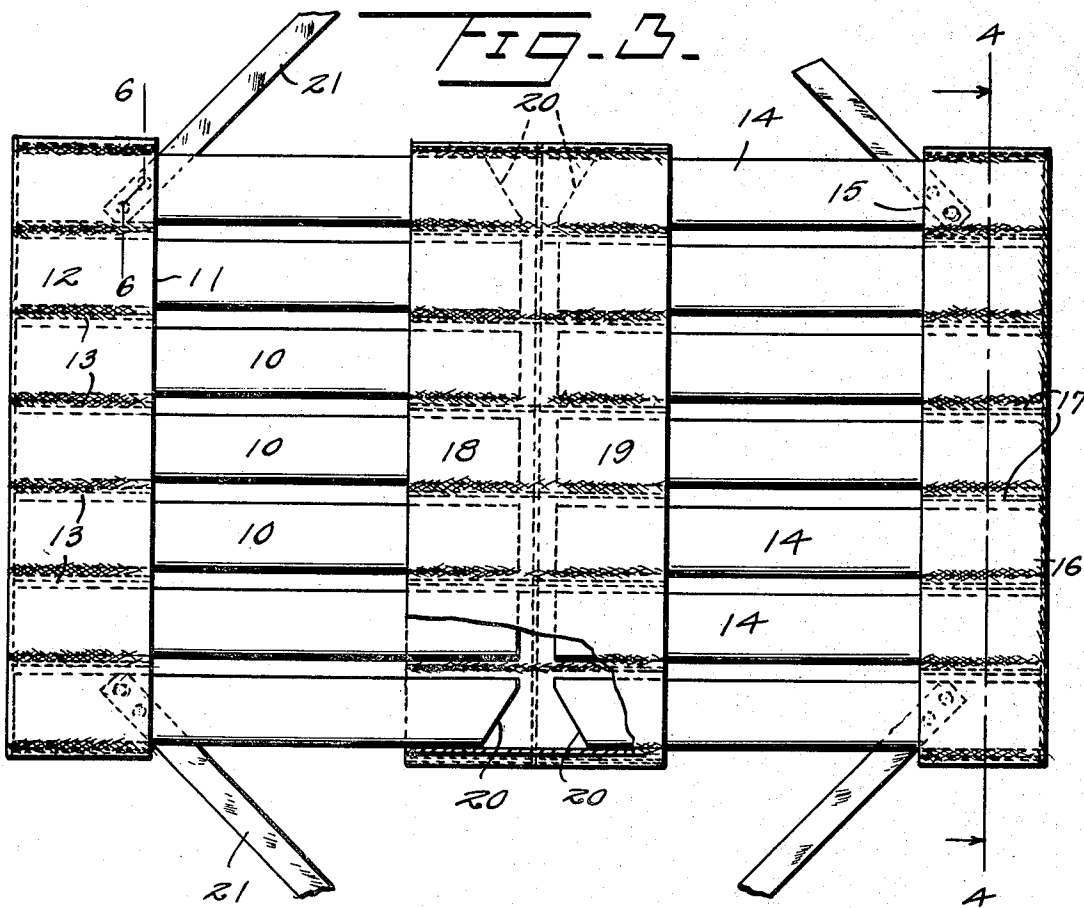


FIG. 3.




FIG. 4.

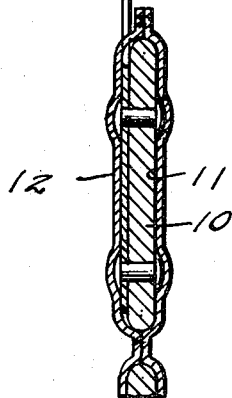


FIG. 5.

Inventor

C. Elmo Johnson

By *Watson E. Coleman*
Attorney

UNITED STATES PATENT OFFICE

2,001,252

FOLDABLE CHAIR

Clarence Elmo Johnson, Quincy, Ill.

Refile of application Serial No. 546,863, June 25, 1931. This application January 19, 1935, Serial No. 2,615

3 Claims. (Cl. 155—133)

This application is a refile of my prior application Serial Number 546,863, filed June 25, 1931.

This invention relates to seats or chairs and particularly to a collapsible and foldable chair designed to be used in vehicles, at circuses, baseball parks, and on picnics and under like circumstances, the seat having a back portion and a seat proper but no legs.

The general object of the invention is to provide a very simple collapsible and foldable chair of this character which is provided with a back and a seat, the back and seat being formed primarily of a series of slats held in co-active relation to each other by fabric and by straps extending from the seat to the back in an upright position.

A further object is to provide a structure of this character in which the seat is so formed that the two lateral slats may turn upward to conform to the body, the back being also formed so that the two lateral slats may conform to the lateral curvature of the back.

Another object is to provide a chair of this character which is so constructed that the slats may be readily removed or replaced in case of being broken, split or otherwise rendered unfit for service.

Other objects will appear in the course of the following description.

My invention is illustrated in the accompanying drawings, wherein

Figure 1 is a perspective view of a chair constructed in accordance with my invention.

Fig. 2 is a like view but with the chair folded up;

Fig. 3 is a fragmentary plan view of the chair and in an open condition;

Fig. 4 is a section on the line 4—4 of Fig. 3;

Fig. 5 is a fragmentary vertical section thru the chair at the junction of the seat and back.

Fig. 6 is a section on the line 6—6 of Fig. 3.

Referring to these drawings, it will be seen that the back of the chair consists of a plurality of parallel slats 10, these slats being made of wood, composition or any other suitable material. The upper ends of these slats 10 are inserted in pockets 11 formed in a folded piece of textile fabric, designated 12, this fabric being stitched at 13 to form these pockets 11. The bottom of the chair is also formed of slats 14 of the same character as the slats 10 which at their outer ends are inserted in pockets 15 formed in a folded piece of textile fabric designated generally 16 and longitudinally stitched at 17 to form the pockets.

Operatively connecting the slats 10 and 14 and forming a joint between these slats, is a strip of

textile fabric which is so formed as to provide, when the chair is in use, an upwardly and rearwardly extending series of pockets 18 and a forwardly extending series of pockets 19. The series of pockets 18 receive the lower ends of the slats 10 while the pockets 19 receive the rear ends of the slats 14. The inner ends of the pockets 19 are sufficiently spaced from the lower ends of the pockets 18 that the pockets 18 may be folded over flat upon the pockets 19 and thus the slats 10 folded over upon the slats 14. The pockets 18 and 19 are formed, as previously described, by means of stitching.

The lateral slats of the back and seat are both cut away at 20, as shown in Fig. 3, so as to permit these lateral slats of the back and seat to swing into angular relation to the corresponding slats of the same row and thus cause the slats to conform to the body.

For the purpose of holding the back in proper relation to the seat when in use, I provide the lateral straps 21. These are preferably formed of canvas webbing, though leather or other material might be used. Each strap 21 is preferably riveted at its opposite ends to the lateral slats and the lateral pockets 12 and 16 fit over and cover these riveted ends of the straps 21 so that they do not show.

The seat itself is formed slightly wider than the body of the person so that these lateral slats 14 may turn upward and outward, as shown in Fig. 1, and the same is true of the lateral slats 10 and it will be obvious that when the chair is in use, the weight of a person upon the seat will hold the forward end of the seat down and the user may lean against the back of the chair and that this leaning action will cause the straps 21 to draw the lateral slats 10 and 14 into angular position shown in Fig. 1. Because of the fact that the inner and outer ends of the slats 10 and 14 are disposed within pockets formed in flexible strips or pieces of textile fabric, the seat and its back will be sufficiently flexible to conform generally to the contours of the body and thus the seat will be particularly comfortable.

While the slats might be riveted within the several pockets or otherwise permanently attached thereto, I regard it as an advantage to have the slats simply inserted within the pockets so that the slats may be withdrawn and replaced in case of necessity. Thus the pockets may be mended at any time desired while detached from the slats.

By reason of the method of construction, the chair can be easily folded and rolled into a com-

pack bundle, as illustrated in Fig. 2, which bundle is light in weight and can be easily carried under the arm. The textile material from which the pockets are formed may be of canvas, duck, or the like.

It will be understood that this chair is adapted for use on boats, in vehicles, at beaches, and it is adaptable to a large number of different circumstances.

10 I claim:

1. A chair of the character described having a back and a seat, the back being formed of parallel slats, the seat being formed of parallel slats, a member formed of flexible material and disposed between the rear ends of the seat slats and the lower ends of the back slats, said member being formed to provide pockets receiving the ends of said slats, the lateral slats of the seat and back at their adjoining ends being angularly cut away inward from the lateral edges of the slats to permit these lateral slats to be turned into angular relation with their companion slats, means flexibly connecting the upper ends of the back slats, means flexibly connecting the outer ends of the seat slats, and flexible straps connected to the upper ends of the lateral back slats and the forward ends of the lateral seat slats.

2. A chair of the character described having a seat and a back, each formed of a plurality of parallel slats, means flexibly connecting adjoining ends of the slats of the back to each other, and flexibly connecting adjoining ends of the slats of the seat to each other and flexibly connecting the slats of the seat to the slats of the back, straps attached to the lateral slats of the seat and the lateral slats of the back, and members of flexible material formed with pockets receiving respectively the upper ends of the back slats and the forward ends of the seat slats and enclosing the attached ends of said straps.

3. A chair of the character described having a seat and a back, each formed of a plurality of parallel slats, means flexibly connecting adjoining ends of the slats of the back to each other, and flexibly connecting adjoining ends of the slats of the seat to each other and flexibly connecting the slats of the seat to the slats of the back, straps attached to the lateral slats of the seat and the lateral slats of the back, and members of flexible material formed with pockets receiving respectively the upper ends of the back slats and the forward ends of the seat slats.

CLARENCE ELMO JOHNSON.