



US00D705428S

(12) **United States Design Patent**
Cheney et al.

(10) **Patent No.:** **US D705,428 S**

(45) **Date of Patent:** **** May 20, 2014**

(54) **MEDICAL COMPRESSION BANDAGE**

5,269,803 A 12/1993 Geary et al.
5,307,811 A 5/1994 Sigwart et al.
5,376,067 A 12/1994 Daneshvar

(75) Inventors: **Beth Cheney**, Warwick, NY (US); **Vito Savino**, Ringwood, NJ (US)

(Continued)

(73) Assignee: **Merit Medical Systems, Inc.**, South Jordan, UT (US)

FOREIGN PATENT DOCUMENTS

(**) Term: **14 Years**

EP 601756 A1 6/1994
EP 1487355 A1 12/2004

(Continued)

(21) Appl. No.: **29/430,717**

OTHER PUBLICATIONS

(22) Filed: **Aug. 29, 2012**

International Search Report dated Aug. 27, 2003 for PCT application PCT/US03/09271.

(51) **LOC (10) Cl.** **24-01**

(52) **U.S. Cl.**

USPC **D24/169**; D24/189

(58) **Field of Classification Search**

USPC D24/143, 165-169, 186, 189, 200;
606/201, 202, 203; 601/84, 149-151;
602/53

See application file for complete search history.

(Continued)

Primary Examiner — Anhdao Doan

(74) *Attorney, Agent, or Firm* — Stoel Rives LLP

(57) **CLAIM**

The ornamental design for a medical compression bandage, as shown and described.

DESCRIPTION

The present application relates to co-pending application Ser. No. 29/430,720, filed concurrently herewith, entitled "Medical Compression Bandage", expressly incorporated herein by reference.

FIG. 1 is a top front perspective view of a medical compression bandage showing our new design;

FIG. 2 is a bottom front perspective view thereof;

FIG. 3 is a bottom view thereof;

FIG. 4 is a rear view thereof;

FIG. 5 is a right side view thereof;

FIG. 6 is a left side view thereof;

FIG. 7 is a front view thereof; and,

FIG. 8 is a top view thereof.

The broken lines in the figures show portions of the medical compression bandage which form no part of the claimed design.

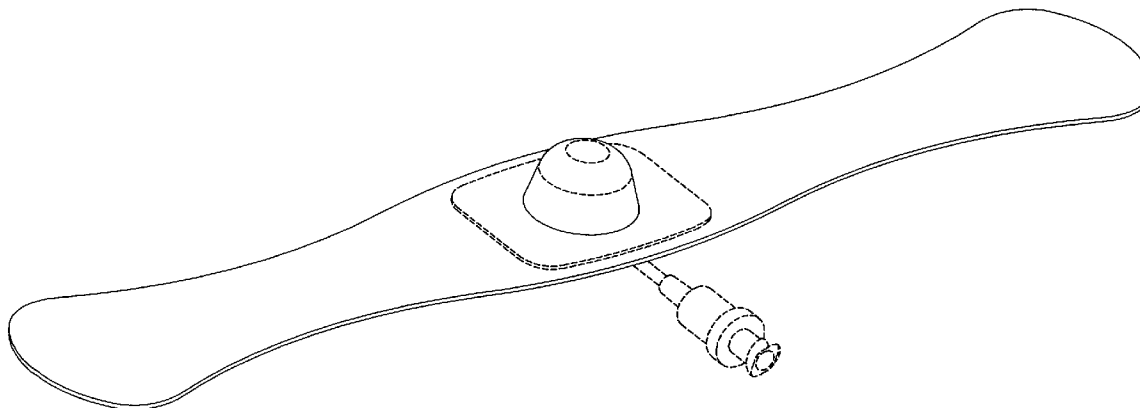
1 Claim, 5 Drawing Sheets

(56)

References Cited

U.S. PATENT DOCUMENTS

37,156 A	12/1862	Dunton	
3,171,410 A	3/1965	Towle et al.	
3,874,387 A	4/1975	Barbieri	
4,202,331 A	5/1980	Yale	
4,224,945 A	9/1980	Cohen	
4,300,542 A	11/1981	Baron	
D272,186 S	* 1/1984	Peck	D24/143
4,436,089 A	3/1984	Schmid	
4,480,638 A	11/1984	Schmid	
4,637,394 A	* 1/1987	Racz et al.	606/202
4,829,994 A	5/1989	Kurth	
4,920,971 A	5/1990	Blessinger	
4,957,105 A	9/1990	Kurth	
4,981,133 A	1/1991	Rollband	
5,152,302 A	10/1992	Fareed	
5,209,718 A	* 5/1993	McDaniel	602/53
5,234,459 A	8/1993	Lee	
5,263,965 A	11/1993	Roth	



(56)

References Cited

U.S. PATENT DOCUMENTS

5,389,066	A	2/1995	Rhame, Jr.	
5,464,420	A	11/1995	Hori et al.	
5,486,194	A	1/1996	Kawasaki et al.	
5,496,262	A	3/1996	Johnson et al.	
5,507,721	A	4/1996	Shippert	
5,514,155	A	5/1996	Daneshvar	
5,542,427	A	8/1996	Åkerfeldt	
5,569,297	A	10/1996	Makower et al.	
D376,013	S *	11/1996	Sandman et al.	D24/169
5,643,315	A *	7/1997	Daneshvar	606/201
D382,343	S *	8/1997	Wandell et al.	D24/189
5,660,182	A	8/1997	Kuroshaki et al.	
5,690,610	A *	11/1997	Ito et al.	602/53
5,695,520	A *	12/1997	Bruckner et al.	606/204
5,792,173	A	8/1998	Breen et al.	
5,799,650	A	9/1998	Harris	
5,840,037	A	11/1998	Tochikubo et al.	
5,968,072	A	10/1999	Hite et al.	
5,997,564	A	12/1999	Shehata et al.	
6,007,562	A	12/1999	Harren et al.	
6,264,673	B1	7/2001	Egnelöv et al.	
6,336,901	B1	1/2002	Itonaga et al.	
D461,007	S *	7/2002	Dunshee et al.	D24/189
6,503,266	B1	1/2003	Sjögren et al.	
6,527,727	B2	3/2003	Itonaga et al.	
6,694,821	B2	2/2004	Yamakoshi et al.	
6,827,727	B2	12/2004	Stålemark et al.	
D517,695	S *	3/2006	Gillis et al.	D24/169
D523,147	S *	6/2006	Tesluk	D24/169
7,498,477	B2	3/2009	Wada et al.	
7,927,295	B2	4/2011	Bates et al.	
8,034,009	B2	10/2011	Bates et al.	
2002/0082541	A1	6/2002	Chan	
2003/0199922	A1	10/2003	Buckman	
2004/0049214	A1	3/2004	Akerfeldt	
2004/0068290	A1	4/2004	Bates et al.	
2004/0098035	A1	5/2004	Wada et al.	
2004/0122469	A1	6/2004	Akerfeldt et al.	
2005/0131326	A1	6/2005	Bates et al.	
2007/0282239	A1	12/2007	Bates et al.	
2009/0138039	A1	5/2009	Wada et al.	
2009/0318952	A1	12/2009	Bates et al.	
2009/0318953	A1	12/2009	Bates et al.	
2010/0241032	A1 *	9/2010	Lee et al.	600/586
2012/0041476	A1 *	2/2012	Lin	606/202

FOREIGN PATENT DOCUMENTS

EP	1487355	B1	11/2011
JP	5305093	A	11/1993
JP	7079983	A	3/1995
JP	8071077	A	3/1996
JP	8140990	A	6/1996
JP	10057386	A	3/1998
WO	WO9011744	A1	10/1990
WO	WO9702783	A1	1/1997
WO	WO03082127	A1	10/2003

OTHER PUBLICATIONS

Supplementary European Search Report for Application No. EP 03745616 (serial # EP03745616.7) dated Jun. 23, 2009.

Sell Sheet, QuikClot® Radial™ Hemostatic Bandage, Z-Medical Corporation, Mar. 2011 based on date disclosed on document.

Instructions for Use, QuikClot® Radial™ Hemostatic Bandage, Z-Medical Corporation, © 2011, Mar. 2011 (based on date printed within document).

Website Publication, “Advanced Vascular Dynamics, A leader in post-catheterization hemostasis”, <http://www.compressor.com/products/femoral-hemostasis/mobile-compression.php>, Copyright 2013, Accessed Apr. 12, 2013.

Website Publication, “Radial Artery Compression Device with/without Chitosan Hemostatic Pad”, <http://www.asiaconnection.com/tw/>

Radial_Artery.html, Asia Connection Col., Ltd., Accessed Sep. 21, 2012.

Catalog, “AC—Asia Connection—Your Dedicated medical Source”, 2012, Accessed Sep. 21, 2012.

Publication, “Radial Artery Access for Diagnostic and Interventional Procedures”, Almany et al., © 1999, Accumed Systems, USA.

Website Publication, “Cardiac Catheterization Devices,” <http://www.accumedsystemsinc.com/products.html>, © 2010, Accessed Apr. 12, 2013.

Brochure, “Introducing the bengal™ radial compression band”, AccessClosure, Inc., not dated, believed to have been published no earlier than Feb. 1, 2011 based upon creation date of file.

Procedure Guide, “Bengal Radial Compression Band Procedure Guide”, AccessClosure, Inc., not dated, believed to have been published no earlier than Jun. 24, 2011 based upon creation date of the source file.

Website Publication, “Radial Artery Compression Tourniquet”, Changzhou Kang Medical Instruments Co., Ltd, <http://kangxinmedical.en.made-in-china.com/product/YXGEALVvQce/China-Radial-Artery-Compression-Tourniquet-QXZ-A-.html>, © 2013, Accessed May 2, 2013.

Website Publication, “Radial Artery Compression Device”, Changzhou Kang Medical Instruments Co., Ltd, <http://kangxinmedical.en.madein-china.com/product/XvhnsrVbnQkc/China-Radial-Artery-Compression-Device-QXZ-B-.html>, © 2013, Accessed May 2, 2013.

Website Publication, “Radial Artery Compression Device (Balloon Tamponade)”, Changzhou Kang Medical Instruments Co., Ltd, <http://kangxinmedical-en.made-in-china.com/product/CKTnkZBwMEcv/China-Radial-Artery-Compression-Device-Balloon-Tamponade-KX013-.html>, © 2013, Accessed May 2, 2013.

Brochure, “TipStop® compression dressing—Stops bleeding on the spot. With a gentle touch”, Gambro Kathetertechnik, © Aug. 2011. Brochure, “Helix™ Tourniquet (Radial Artery Compression Device)”, Medplus Inc., not dated, believed to be published after Sep. 21, 2010 based upon the creation date of the related file, which was accessed from internet (<http://www.gzmedplus.com/Tourniquet.html>) on May 2, 2013.

Instruction for Use Sheet, HemoBand Corporation, not dated, believed to be published after Mar. 25, 2011 based upon creation date of file, accessed from internet (<http://hemoband.com/products.php>) on May 2, 2013.

Website Publication, “Radial Artery Compression Device”, http://www.alibaba.com/product-gs/479264036/Radial_Artery_Compression_Device.html, Lonsino Medical Products Co., Ltd., accessed May 2, 2013.

RadStat Tools for Radial Artery Compression, Merit Medical Systems, Inc., not dated, believed to be published after Jul. 1, 2010 based upon creation date of file, accessed from internet (<http://www.merit.com/products/default.aspx?code=radstatradial>) on May 2, 2013.

Website Publication, STEPTY™ P, http://www.nichiban.co.jp/en/products/medical/protection/stepy_p.html, Ichiban Co., Ltd., not dated, accessed May 2, 2013.

Website Publication, Radial Artery Compression Device (with or without chitosan hemostatic pad), Pan Taiwan Enterprise Co., Ltd., not dated, accessed May 2, 2013.

Presentation, FemoStop™ for Urgent and Unexpected Cases, St. Jude Medical, © 2011.

Website Publication, Comfort Bands, <http://www.tzmedical.com/product.php?product id=5>, TZ Medical, not dated, accessed May 2, 2013.

Website Publication, Neptune Comfort Bands, <http://www.tzmedical.com/product.php?product id=56>, TZ Medical, not dated, accessed May 2, 2013.

Brochure, D-Stat® Rad-Band topical hemostat, Vascular Solutions, Inc., © 2010.

Instructions for Use, D-Stat® Rad-Band topical hemostat, Vascular Solutions, Inc., © 2010.

Clinical Development Steps (Instructions for Use), D-Stat® Rad-Band topical hemostat, Vascular Solutions, Inc., © 2009.

Website Publication, Xemex hemostatic Device T Type (Tometa-Kun), Zeon Medical, Inc., © 2012.

(56)

References Cited

OTHER PUBLICATIONS

Politi et al., "Randomized Clinical Trial on Short-Time Compression with Kaolin-Filled Pad: A new Strategy to Avoid Early Bleeding and Subacute Radial Artery Occlusion after Percutaneous Coronary Intervention," *Journal of Interventional Cardiology*,

vol. 24, No. 1, 2011, pp. 65-72, Wiley Periodicals, Inc., © 2010, U.S.A.

Website Publication, *Transradial Compression Bracelet Aids Hemostasis*, <http://www.dicardiology.com/article/transradial-compression-bracelet-aids-hemostasis>, Feb. 2, 2010, accessed May 2, 2013.

* cited by examiner

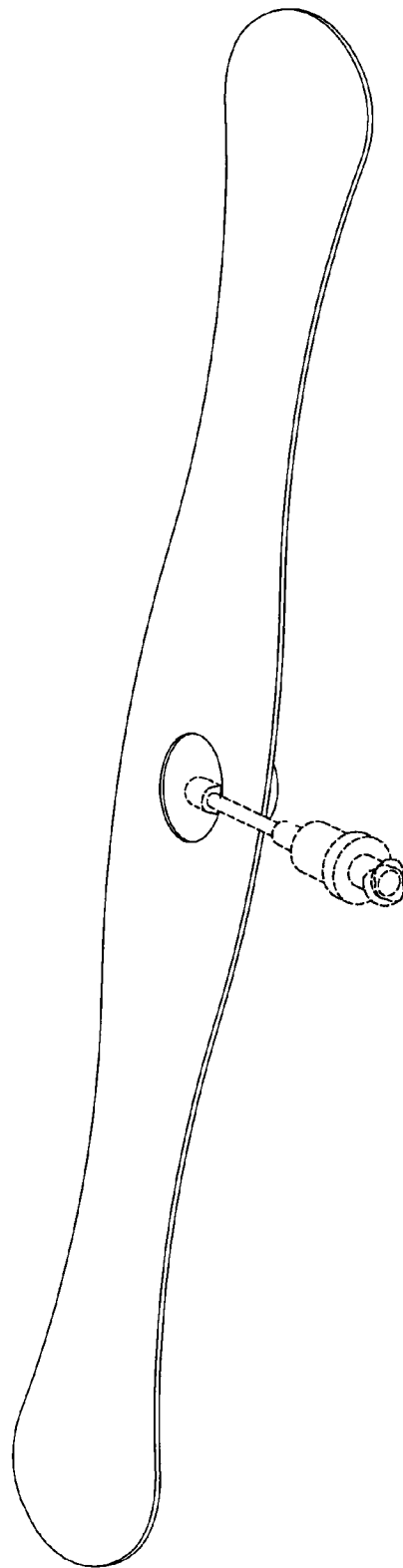


FIG.1

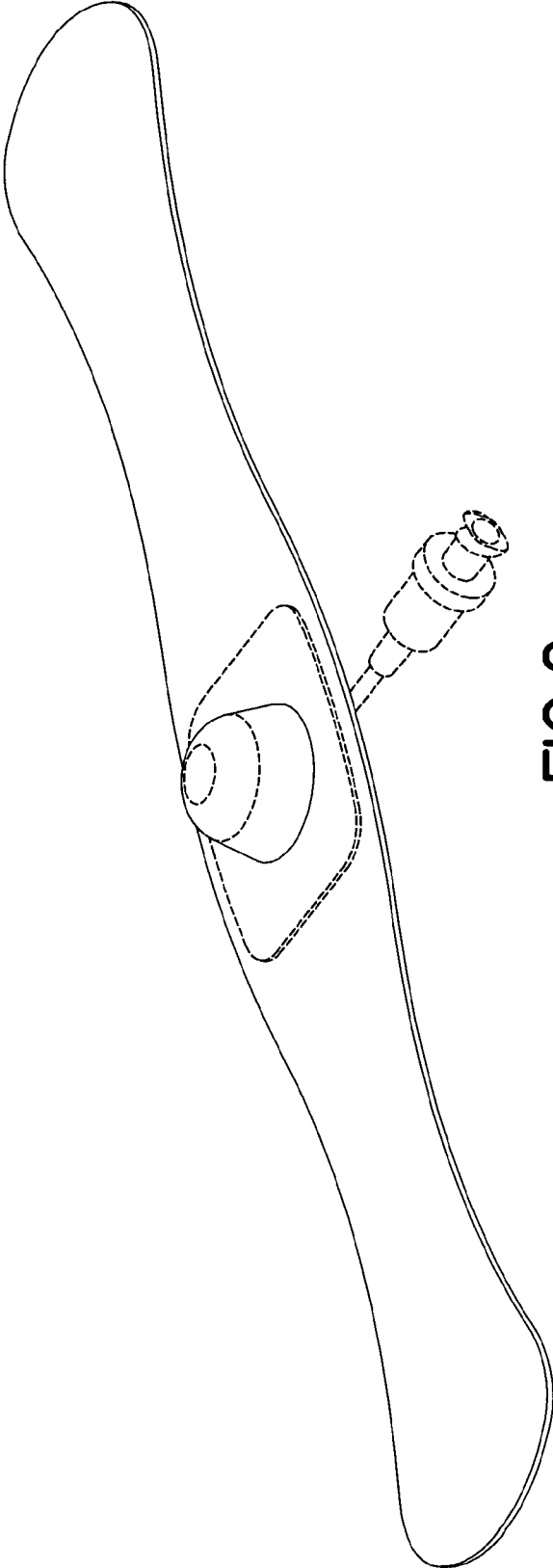
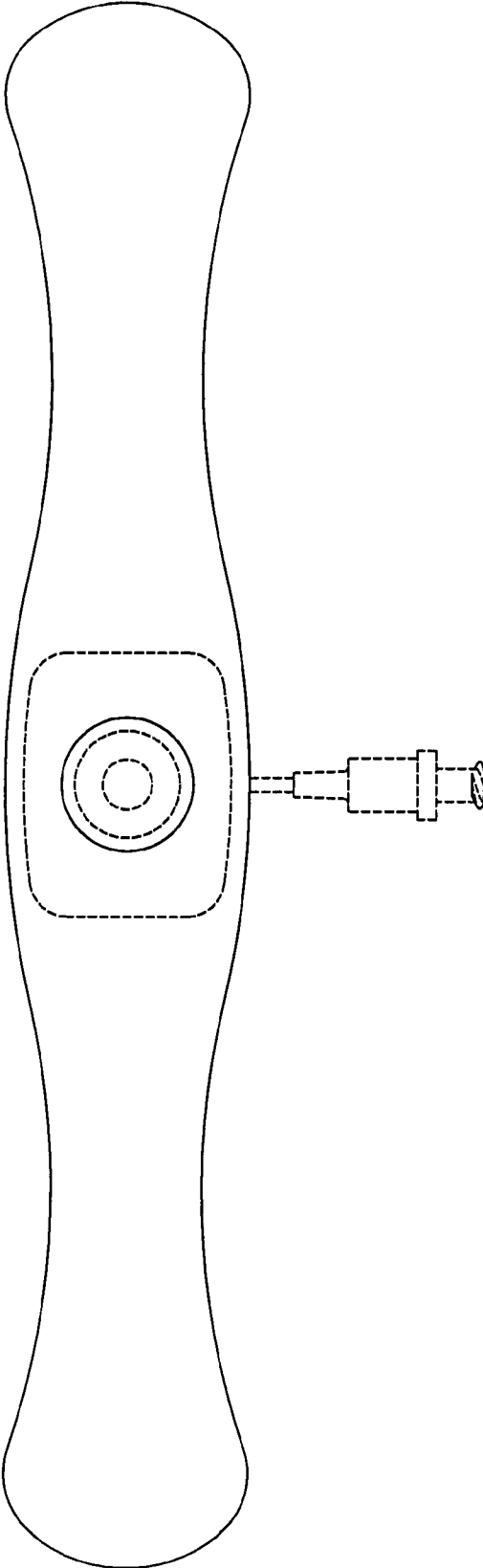


FIG.2

FIG.3



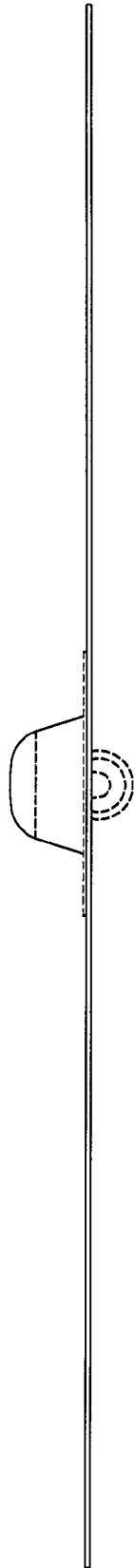


FIG. 4

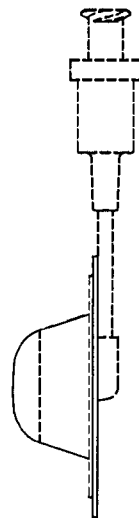


FIG. 5

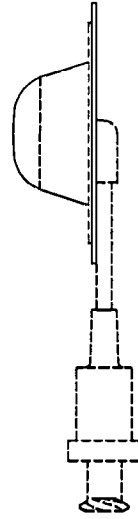


FIG. 6

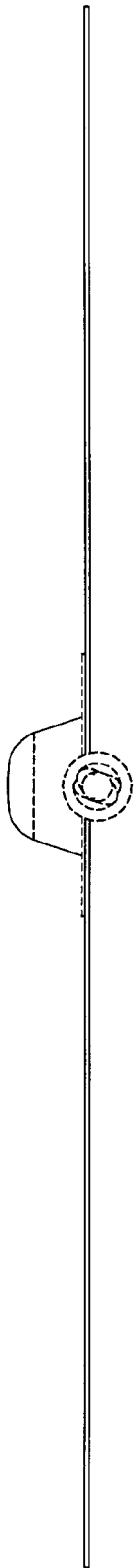


FIG. 7

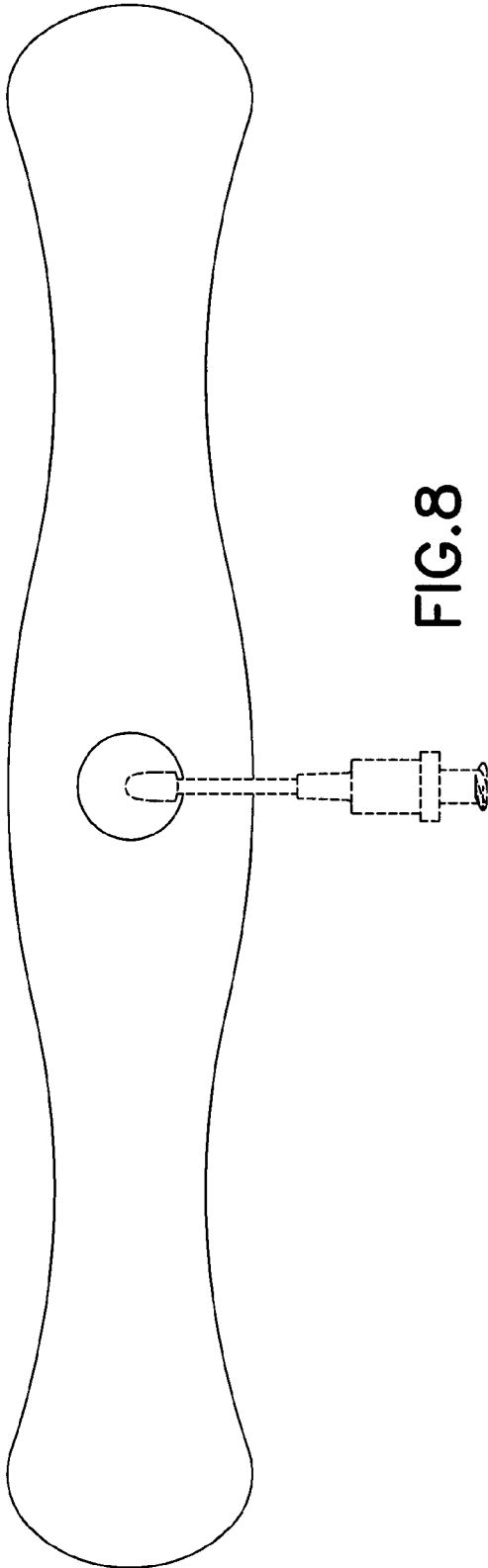


FIG. 8