



US006734223B2

(12) **United States Patent**
Walz et al.

(10) **Patent No.:** **US 6,734,223 B2**
(45) **Date of Patent:** **May 11, 2004**

(54) **POLYAMINOESTER AND THEIR APPLICATION IN DENTAL COMPOSITIONS**

(75) Inventors: **Uwe Walz, Konstanz (DE); Joachim E. Klee, Radolfzell (DE)**

(73) Assignee: **Dentsply DeTrey GmbH (DE)**

(*) Notice: Subject to any disclaimer, the term of this patent is extended or adjusted under 35 U.S.C. 154(b) by 0 days.

(21) Appl. No.: **09/925,174**

(22) Filed: **Aug. 9, 2001**

(65) **Prior Publication Data**

US 2002/0045677 A1 Apr. 18, 2002

Related U.S. Application Data

(60) Provisional application No. 60/224,669, filed on Aug. 11, 2000.

(51) **Int. Cl.**⁷ **A61K 6/08; A61K 31/74**

(52) **U.S. Cl.** **523/116; 523/118; 424/78.1**

(58) **Field of Search** **523/115, 105, 523/109, 116, 118; 564/511, 512; 106/35; 424/78.1; 562/553, 561**

(56) **References Cited**

U.S. PATENT DOCUMENTS

4,089,763 A	5/1978	Dart et al.	204/159.23
4,297,266 A	10/1981	Ibsen et al.	260/42.14
4,323,348 A	4/1982	Schmitz-Josten et al. ...	433/228
4,386,912 A	6/1983	Nogase et al.	433/228
4,457,818 A	7/1984	Denyer et al.	204/159.19
4,525,256 A	6/1985	Martin 204/159.18	
4,558,120 A	12/1985	Tomalia et al.	528/363
4,587,329 A	5/1986	Tomalia et al.	528/363
4,674,980 A	6/1987	Ibsen et al.	433/228.1
4,746,686 A	5/1988	Waller 522/14	
4,857,599 A	8/1989	Tomalia et al.	525/259
4,952,241 A	8/1990	Reiners et al.	106/35
5,274,064 A	12/1993	Sarkar 528/25	
5,308,886 A	5/1994	Masuhara et al.	522/81
5,395,883 A	3/1995	Yates, III et al.	525/89
5,418,301 A	5/1995	Hult et al.	525/437
5,468,789 A	11/1995	Lewis et al.	524/99
5,486,548 A	1/1996	Podszun et al.	523/115
5,530,092 A	6/1996	Meijer et al.	528/363
5,679,794 A	10/1997	Suhadolnik et al.	546/186
5,767,170 A	6/1998	Ibsen et al.	522/81
5,814,681 A	9/1998	Hino et al.	523/113
5,834,118 A	11/1998	Ranby et al.	428/482
5,847,020 A	12/1998	Ibsen et al.	522/84
5,847,025 A	12/1998	Moszner et al.	523/116
5,886,064 A	3/1999	Rheinberger et al.	523/116
5,914,379 A	6/1999	Sutoris et al.	526/204
5,955,514 A	* 9/1999	Huang et al.	523/118
5,969,000 A	10/1999	Yang et al.	523/116
5,985,958 A	11/1999	Moszner et al.	524/83
6,025,114 A	2/2000	Popat et al.	430/284.1
6,030,606 A	2/2000	Holmes 424/49	
6,031,016 A	2/2000	Ibsen et al.	522/79
6,121,344 A	9/2000	Angeletakis et al.	523/116
6,136,885 A	10/2000	Rusin et al.	523/116
6,184,339 B1	2/2001	Stansbury et al.	528/407

FOREIGN PATENT DOCUMENTS

DE	22 11 128	9/1973
DE	3 703 080	1/1988
DE	3 703 120	1/1988
DE	295 645	7/1990
EP	023 686	7/1980
EP	049 599	9/1981
EP	059 649	3/1982
EP	102 199	8/1983
EP	140 140	9/1984
EP	254 950	7/1987
EP	0 630 640	12/1994
EP	0 673 637	9/1995
EP	765 856	9/1995
EP	716 103	11/1995
EP	995 421	10/1999
SU	334 845	1/1984
WO	92/21314	12/1992
WO	93/12759	7/1993
WO	96/07688	3/1996
WO	97/02328	1/1997
WO	97/47272	12/1997

OTHER PUBLICATIONS

Standish et al; "Cure of Resin Based Restorative Materials; I. Self Cure Resins"; Australian Dental Journal; Apr. 1983; vol. 28; No. 2; pp. 82-86.

Cook et al; "Cure of Resin Based Restorative Materials; II. White Light Photopolymerizable Resins"; Australian Dental Journal; Oct. 1983; vol. 28; No. 5; pp. 307-311.

Standish et al; "Polymerization Kinetics of Resin-Based Restorative Materials"; Journal of Biomedical Materials Research; vol. 17, pp. 275-282 (1983).

Liso et al; "Analysis of the Leaching and Toxicity of New Amine Activators for the Curing of Acrylic Bone Cements and Composites"; Biomaterials 18 (1997) pp. 15-20; 1996 Elsevier Science Limited.

Kannurpatti et al; "Polymerization Behavior and Properties of networks Formed by Dimethacrylate Dental Resin"; Division of Polymer Chemistry, Inc., American Chemical Society; vol. 38; No. 2; Sep. 1997; pp. 106-107.

Cook et al; "A Simple Method for the Measurement of Polymerization Shrinkage Dental Composites"; Dental Materials 15 (1999); pp. 447-449.

NCBI National Library of Medicine; Br J Nutr Aug. 1998; 80 Suppl: S77-112; "Functional Food Science and Defence Against Reactive Oxidative Species"; 2 pgs.

(List continued on next page.)

Primary Examiner—Tae H. Yoon

(74) *Attorney, Agent, or Firm*—Douglas J. Hura; James B. Bieber

(57) **ABSTRACT**

Dental compositions comprising at least a polymerizable monomer and/or at least a polyaminoester that are prepared by reaction of bis- or polyacrylic esters and amines, pigments, organic and/or inorganic fillers, initiators and stabilizers.

2 Claims, No Drawings

OTHER PUBLICATIONS

NCBI National Library of Medicine; Crit Rev Food Sci Nutr 1994; 34(5-6): 47-97; "Antioxidants and Hormone-Mediated Health Benefits of Whole Grains"; 1 page.

NCBI National Library of Medicine; Santerre; Effect of Filler Content on the Profile of Released Biodegradation Products in Micro-Filled bis-GMA/TEGDMA Dental Composite Resins; Biomaterials Oct. 1999; 20(20); 1897-908; 1 pg.

NCBI National Library of Medicine; Crit Rev Oral Biol Med 1996; 7(2): 172-9; Bioavailability of Components of Resin-Based Materials Which Are Applied to Teeth; 1 pg. R.S. Davidson, J.W. Goodin, Eur. Polym. J. 18 (1982) pp. 597-606.

C. Dekker, Makromol. Chem. 180 (1979) pp. 2027-2030.

C.R. Morgan, A.D. Ketley, J. Radiat. Curing 7 (1980) pp. 10-13.

C.R. Morgan, F. Magnott, A.D. Ketley, J. Polym. Sci., Polym. Ed. 15 (1977) pp. 627-645.

G. Smets, Bull. Soc. Chim. Belges 71 (1962) pp. 857-858.

G. Oster, J. Amer. Chem. Soc. 79 (1957) pp. 595-598.

P. Ferruti et al., Polymer 26 (1985) pp. 1336-1348.

H.G. Elais, Makromolekule, Huttig & Wepf, Basel 1990, p. 555.

Do Thi Bich Loan, I.m. Panayotov, Eur. Polym. J. 32 (1996) pp. 957-962.

Japanese Patent Abstract; vol. 010, No. 262 (c-371) Sep. 6, 1986.

Ferruti P. et al; "Recent Results on Functional Polymers and Macromonomers of Interest as Biomaterials or for Biomaterial Modification".

Hill, I. R. C. et al; "in vivo cytotoxicity of poly(amidoamine)s: relevance to DNA delivery" BBA-General Subjects, Elsevier Science Publishers, NL, vol. 1427, No. 2; Apr. 19, 1999, pp. 161-174.

* cited by examiner

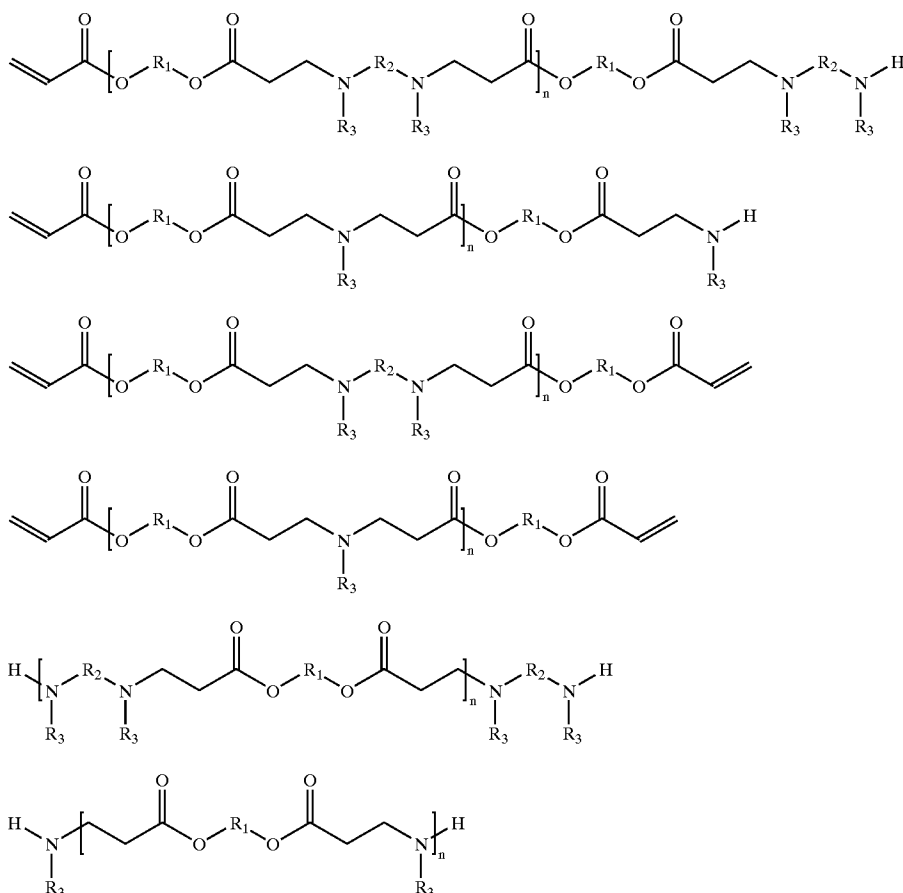
**POLYAMINOESTER AND THEIR
APPLICATION IN DENTAL COMPOSITIONS**

RELATED APPLICATIONS

This patent claims the benefit of U.S. Provisional Application Serial No. 60/224,669 filed Aug. 11, 2000.

DESCRIPTION OF THE INVENTION

Dental compositions comprising at least a polymerizable monomer and/or at least a polyaminoester of formulas 1 to 6, pigments, organic and/or inorganic fillers, initiators and stabilizers.



TECHNICAL BACKGROUND

Since some years, the addition polymerization of bisacrylamides and amines is well-known (P. Ferrutti et al., Polymer 26 (1985) 1336). Bisacrylamides are much more stable against hydrolysis compared to acrylic esters. The reaction of amines and esters lead to a transamidation reaction (H.-G. Elias, Makromoleküle, Hüttig & Wepf, Basel, 1990, p. 555).

Consequently, the assumption was that a reaction of acrylic esters and amines should lead to an cleavage of ester bonds. Therefore, the formation of addition polymers, prepolymers and macromonomers of amines and acrylic esters should be impossible.

Recently, oligoamido amines and oligoester amines based on antibiotics containing .beta.-lactam rings were investigated (Panayotov, Eur. Polym. J. 32 (1996) 957-962). They were prepared by interaction between ampicillin and amoxicillin and methylenebisacrylamide, 1,4-diacryloylpiperazine and 1,3-propanediol diacrylate.

45

wherein

R₁ denotes is a difunctional substituted or unsubstituted C₁ to C₁₈ alkylene, difunctional substituted or unsubstituted cycloalkylene, difunctional substituted or unsubstituted C₅ to C₁₈ arylene or heteroarylene, difunctional substituted or unsubstituted C₅ to C₁₈ alkylarylene or alkylheteroarylene, difunctional substituted or unsubstituted C₇ to C₃₀ alkylene arylene,

R₂ denotes is a difunctional substituted or unsubstituted C₁ to C₁₈ alkylene, difunctional substituted or unsubstituted cycloalkylene, difunctional substituted or unsubstituted C₅ to C₁₈ arylene or heteroarylene, difunctional substituted or unsubstituted C₅ to C₁₈ alkylarylene or alkylheteroarylene, difunctional substituted or unsubstituted C₇ to C₃₀ alkylene arylene,

R₃ denotes H or a substituted or unsubstituted C₁ to C₁₈ alkylene, substituted or unsubstituted cycloalkylene, substituted or unsubstituted C₅ to C₁₈ arylene or heteroarylene, substituted or unsubstituted C₅ to C₁₈ alkylarylene or alkylheteroarylene, substituted or unsubstituted C₇ to C₃₀ alkylene arylene,

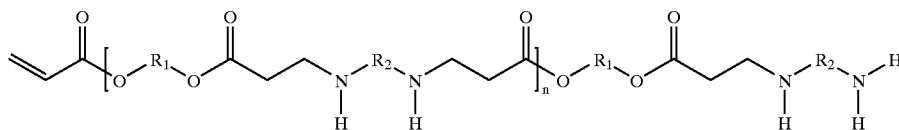
n is an integer.

60

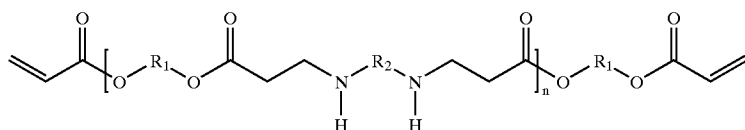
65

3

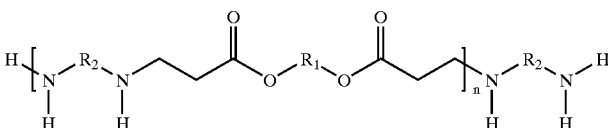
Preferably the invented dental composition contains a polyaminoester that are characterized by the following formulas



7



8



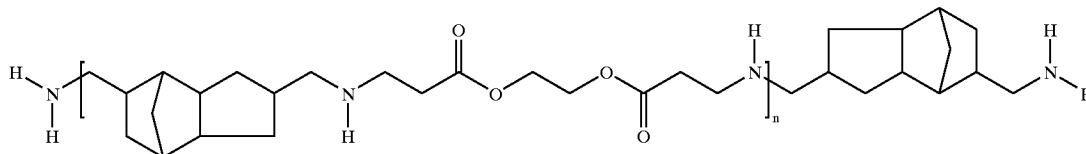
9

wherein

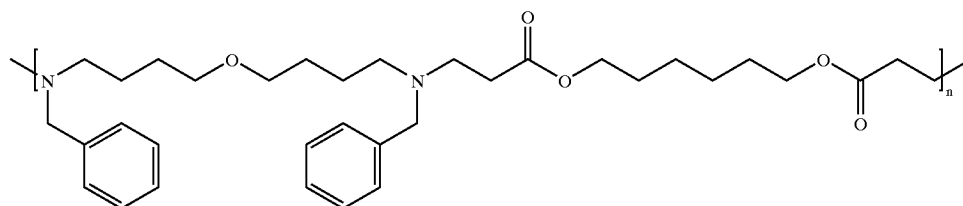
R_1 denotes is a difunctional substituted or unsubstituted C_1 to C_{18} alkylene, difunctional substituted or unsubstituted cycloalkylene, difunctional substituted or unsubstituted C_5 to C_{18} arylene or heteroarylene, difunctional substituted or unsubstituted C_5 to C_{18} alkylarylene or alkylheteroarylene, difunctional substituted or unsubstituted C_7 to C_{30} alkylene arylene,

R_2 denotes is a difunctional substituted or unsubstituted C_1 to C_{18} alkylene, difunctional substituted or unsubstituted cycloalkylene, difunctional substituted or unsubstituted C_5 to C_{18} arylene or heteroarylene, difunctional substituted or unsubstituted C_5 to C_{18} alkylarylene or alkylheteroarylene, difunctional substituted or unsubstituted C_7 to C_{30} alkylene arylene, and n is an integer.

Most preferably polyaminoesters are applied characterized by the following formulas



10



11

wherein n is an integer.

Said polymerizable monomer preferably are hydroxyethyl methacrylate, hydroxyethylacrylate, hydroxypropyl methacrylate, ethyleneglykol dimethacrylate, diethyleneglykol dimethacrylate, triethyleneglykol dimethacrylate, 3,(4),8, (9)-Dimethacryloyl-(oxymethyl)-tricyclo-5.2.1.0 ^{2,6}

decane, trimethylolpropane triacrylate or trimethylolpropane trimethacrylate, N,N'-dimethylaminoethyl methacrylate.

4

25 As fillers are applied inorganic or organic, reactive or nonreactive, surface modified or nonmodified glasses such as polymer granulate or a combination of organic and/or inorganic fillers, strontium alumo silicate glass, La_2O_3 , $BiPO_4$, ZrO_2 , $BaWO_4$, $CaWO_4$, SrF_2 , Bi_2O_3 .

30 Instead of primary monoamine and disecodary diamines the usage of polyamines is possible, too, leading to crosslinked polyaminoesters.

The invented dental composition preferably is applicable as root canal sealing material or as temporary crown & bridge material.

EXAMPLE 1

5.000 g (22.097 mmol) Hexamethylenediacyrylate (Servo Delden) and 7.525 g (22.097 mmol) N,N'-Dibenzyl-5-nonandiamin-1,9 were mixed homogeneously and stirred at 60° C. for 4 days. After that time a complete conversion was found indicated by disappearance of the double bonds at 1635/1619 cm^{-1} .

40

Yield: 12.525 g (100% of th.)

$(C_{34}H_{50}N_2O_5)_n$, (566.8)_n

$[\eta]=8.57$ ml/g (Viscosity in THF solution)

IR: 2920/2865 (CH_2), 1735 (CO)

M_n (GPC)=2225 (4661) g/mol

M_w (GPC)=9398 (10200) g/mol

65

5

EXAMPLE 2

20.000 g (88.39 mmol) Hexamethylenediacyrylate (Servo Delden) and 15.719 g (106.07 mmol) 3,6-Dioxaoctan-

Yield: 35.719 g (100% of th.)

$(C_{18}H_{34}N_2O_6)_n$, (347.5)_n

$\eta=4.73\pm 0.05$ Pa*s (dynamic viscosity measured using Bohlin CS50 rheometer)

IR: 3325 (NH), 2920/2865 (CH₂), 1735 (CO)

¹³C-NMR (CDCl₃): 172.6/172.4 (6), 73.4 (2); 70.5/70.2

(3); 64.2 (7), 49.8 (1) 45.0

(4), 41.7 (4), 34.8 (5), 28.4 (8), 25.5 (9)

IR: 3325 (NH), 2920/2865 (CH₂), 1735 (CO)

EXAMPLE 3

10.000 g (58.77 mmol) Ethylene glycol diacrylate and 14.125 g (58.77 mmol) N,N'-Dibenzylethylenediamine were mixed homogeneously and stirred at room temperature for 40 hours at 60° C. After that time a complete conversion was found indicated by disappearance of the double bonds at 1635/1619 cm⁻¹.

Yield: 24.125 g (100% of th.)

$\eta=1557\pm 17$ Pa*s (dynamic viscosity measured using Bohlin CS50 rheometer)

$[\eta]=9.176$ ml/g (viscosity in THF solution)

M_n (GPC) =1575 g/mol

M_w (GPC) =10060 g/mol

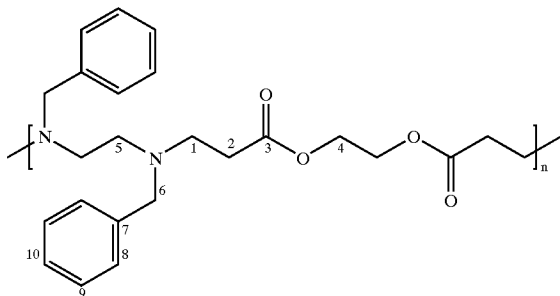
$(C_{24}H_{32}N_2O_4)_n$, (410.5)_n

IR: 3060/3028; 2953/2816 (CH₂), 1743 (CO)

¹³C NMR (CDCl₃): 49.7 (1), 32.4 (2), 172.6 (3), 621.0

(4), 51.5 (5), 58.6 (6), 139.2

(7), 128.6 (8), 128.0 (9), 126.8 (10)



6

EXAMPLE 4

10.000 g (58.77 mmol) Ethylene glykol diacrylate and 20.012 g (58.77 mmol) N,N'-Dibenzyl-5-oxanonane diamine-1,9 were mixed homogeneously and stirred at room temperature for 40 hours at 60° C. After that time a complete conversion was found indicated by disappearance of the double bonds at 1635/1619 cm⁻¹.

Yield: 30.012 g (100% of th.)

$\eta=188.8\pm 1.3$ Pa*s (dynamic viscosity measured using Bohlin CS50 rheometer)

$[\eta]=10.051$ ml/g (viscosity in THF solution)

M_n (GPC)=4281 g/mol

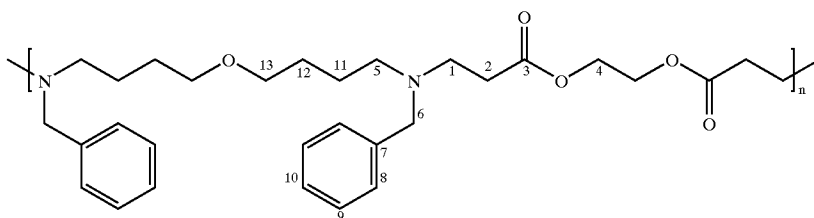
M_w (GPC)=12110 g/mol

$(C_{30}H_{42}N_2O_5)_n$, (510.7)_n

IR: 3060/3026/2943/2860/2802 (CH₂), 1740/1731 (CO)

¹³C NMR (CDCl₃): 49.1 (1), 32.4 (2), 172.3 (3), 62.1 (4), 53.2 (5), 58.2 (6), 139.5

(7), 128.0 (8), 127.9 (9), 126.7 (10), 27.5 (11), 23.5 (12)



EXAMPLE 5

10.000 g (58.77 mmol) Ethylene glykol diacrylate and 11.420 g (58.77 mmol) N,N'-Dibenzyl-4,4'-dicyclohexylmethane were mixed homogeneously and stirred at room temperature for 40 hours at 60° C. After that time a complete conversion was found indicated by disappearance of the double bonds at 1635/1619 cm⁻¹.

Yield: 21.420 g (100% of th.)

IR: 3060/3026/2943/2860/2802 (CH₂), 17401/1731 (CO)

EXAMPLE 6

10.000 g (58.77 mmol) Ethylene glykol diacrylate and 5.710 g (29.384 mmol) 3, (4),8, (9)-Bis(aminomethyl)-tricyclo-5.2.1.0^{2,6} decane were mixed homogeneously and stirred at room temperature for 2 hours at room temperature. After that time a complete conversion was found indicated by disappearance of the double bonds at 1635/1619 cm⁻¹.

Yield: 15.710 g (100% of th.)

$\eta=Pa*s$ (dynamic viscosity measured using Bohlin CS50 rheometer)

7

 $(C_{28}H_{42}N_2O_8)_n$, (534.7)_nIR: 3445/3332 (NH), 2947/2875/2821(CH₂), 1729 (CO);
1637/1619 (C=C)

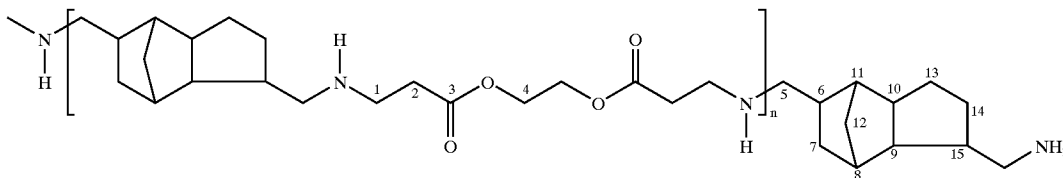
EXAMPLE 7

10.000 g (58.77 mmol) Ethylene glykol diacrylate and 22.840 g (58.77 mmol) 3, (4),8, (9)-Bis(aminomethyl)-tricyclo-5.2.1.0^{2,6} decane were mixed homogeneously and stirred at room temperature for 2 hours at room temperature. After that time a complete conversion was found indicated by disappearance of the double bonds at 1635/1619 cm⁻¹.

Yield: 32.840 g (100% of th.)

 $\eta = 218800 \pm 1990$ Pa*s (dynamic viscosity measured using Bohlin CS50 rheometer) $(C_{32}H_{54}N_4O_4)_n$, (558.8)_nIR: 3373/3286 (NH), 2960/2888 (CH₂), 1743/1731 (CO)¹³C NMR (CDCl₃): 47.5 (1), 34.3/34.7 (2), 172.9 (3), 66.0 (4), 55.3 (5), signals of

(6) to (15) between 24.5 and 63.5 ppm



EXAMPLE 8

To 10.000 g (58.77 mmol) Ethylene glykol diacrylate dissolved in 50 ml THF were slowly added at 0 to 5° C. under stirring a solution of 8.709 g (58.77 mmol) 3,6-Dioxaoctane diamine-1,8 in 50 ml THF. After adding the amine the solution was stirred at room temperature for 1.5 hours. After that time a complete conversion was found due to the disappearance of the double bonds at 1635/1619 cm⁻¹. Then the solvent was removed and the addition polymer was dried in vacuum.

Yield: 18.709 g (100% of th.)

 $\eta =$ Pa*s (dynamic viscosity measured using Bohlin CS50 rheometer) $(C_{14}H_{26}N_2O_6)_n$, (318.4)_nIR: 3373/3286 (NH), 2960/2888 (CH₂), 1743/1731 (CO)

Application Example 1 (Dental Root Canal Sealer)

Paste A

8.404 g (37.14 mmol) Hexamethylendiacyrylate (Servo Delden), 25.968 g CaWO₄, 6.492 g ZrO₂ and 0.325 g aerosil were mixed homogeneously.

Paste B

7.217 g (37.14 mmol) 3, (4),8, (9)-Bis(aminomethyl)-tricyclo-5.2.1.0^{2,6} decane, 28.867 g CaWO₄, 7.217 g ZrO₂ and 0.722 g aerosil were mixed homogeneously.

Dental Root Canal Sealer

Immediately before use 0.214 g of Paste A and 0.200 g of Paste B were mixed homogeneously. The setting time of the root canal sealing material is 30 minutes. The radiopacity of 12.8 mm/mm Al.

Application Example 2 (Dental Root Canal Sealer)

Paste A

8

2.5213 g (11.14 mmol) Hexamethylendiacyrylate (Servo Delden), 12.9298 g CaWO₄, 3.2325 g ZrO₂ and 0.0385 g aerosil were mixed homogeneously.

Paste B

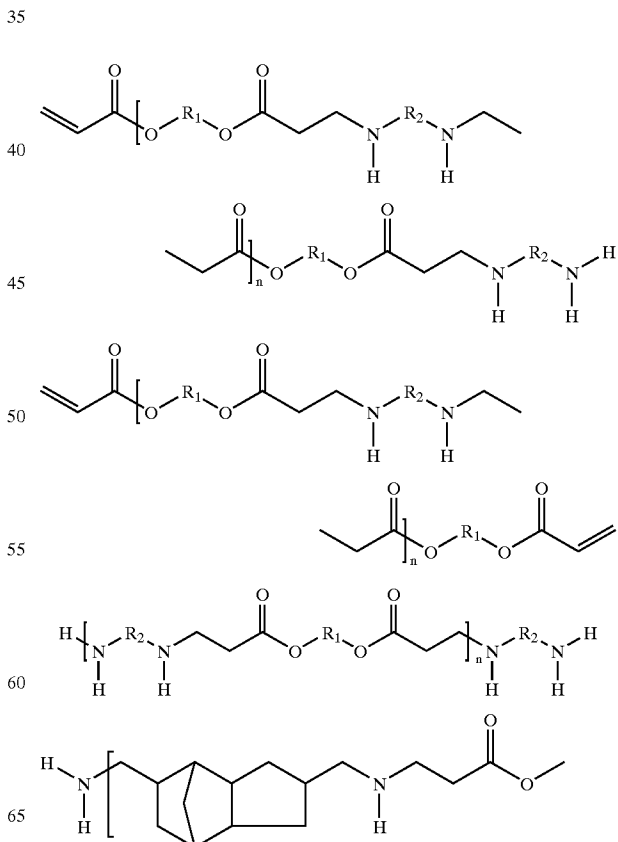
0.801 g (5.29 mmol) 1-Aminoadamantane, 1.802 g (5.29 mmol) N,N'-Dibenzyl-5-oxanonandiamin-1,9, 0.103 g (0.53 mmol) 3, (4),8, (9)-Bis(aminomethyl)-tricyclo-5.2.1.0^{2,6} decane, 10.411 g CaWO₄, 2.603 g ZrO₂ and 0.315 g aerosil were mixed homogeneously.

Dental Root Canal Sealer

Immediately before use 0.173 g of Paste A and 0.200 g of Paste B were mixed homogeneously. The setting time of the root canal sealing material is 30 minutes. The radiopacity of 13.8 mm/mm Al.

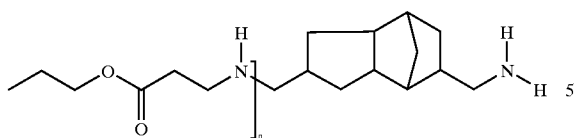
We claim:

1. A dental composition comprising a polymerizable monomer, a polyaminoester, a pigment, a filler, an initiator and a stabilizer wherein said polyaminoester has a formula selected from

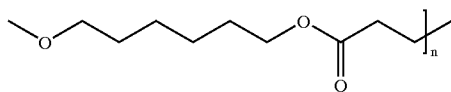
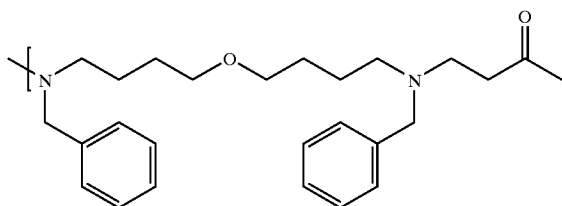


9

-continued



and



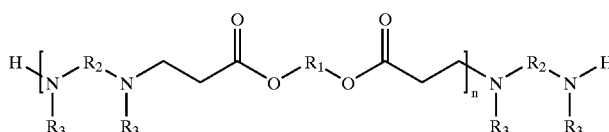
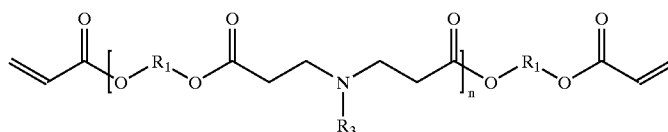
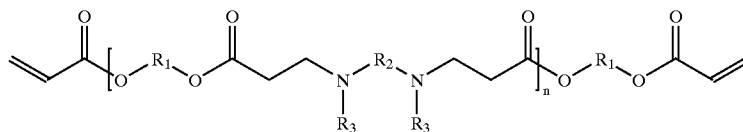
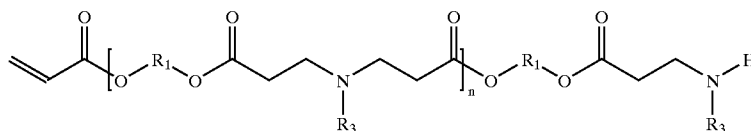
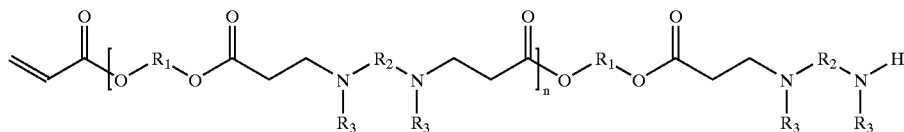
wherein

R_1 denotes is a difunctional C_1 to C_{18} alkylene, difunctional cycloalkylene, difunctional C_5 to C_{18} arylylene or heteroarylylene, difunctional C_5 to C_{18} alkylarylylene or alkylheteroarylylene, difunctional C_7 to C_{30} alkylene arylylene;

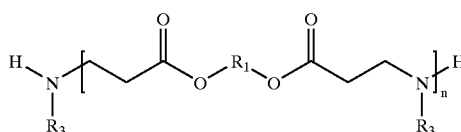
R_2 denotes is a difunctional C_1 to C_{18} alkylene, difunctional cycloalkylene, difunctional C_5 to C_{18} arylylene or heteroarylylene, difunctional C_5 to C_{18} alkylarylylene or alkylheteroarylylene, difunctional C_7 to C_{30} alkylene arylylene; and,

n is an integer.

2. Dental compositions comprising a polymerizable monomer and a polyaminoester selected from formulas 1 to 6, pigments, organic and/or inorganic fillers, initiators and stabilizers; wherein said polyaminoester has the formula selected from



and



10

1

2

3

4

5

6

11

wherein

R_1 denotes is a difunctional C_1 to C_{18} alkylene, difunctional cycloalkylene, difunctional C_5 to C_{18} arylene or heteroarylene, difunctional C_5 to C_{18} alkylarylene or alkylheteroarylene, difunctional C_7 to C_{30} alkylene 5 arylene,

R_2 denotes is a difunctional C_1 to C_{18} alkylene, difunctional cycloalkylene, difunctional C_5 to C_{18} arylene or heteroarylene, difunctional C_5 to C_{18} alkylarylene or alkylheteroarylene, difunctional C_7 to C_{30} alkylene arylene,

12

R_3 denotes H or a C_1 to C_{18} alkylene, cycloalkylene, C_5 to C_{18} arylene or heteroarylene C_5 to C_{18} , alkylarylene or alkylheteroarylene, C_7 to C_{30} alkylene arylene, and n is an integer; wherein said polyaminoesters are copolymerized with monomers that are usable for step-growth polymerization, with di- or polyepoxides or di- or polyisocyanates.

* * * * *