



US00D420076S

**United States Patent** [19]  
**Mezzadra**

[11] **Patent Number: Des. 420,076**  
[45] **Date of Patent: \*\* Feb. 1, 2000**

[54] **GOLF TEE**

[76] Inventor: **George Pete Mezzadra**, 9702 Red  
Clover Ct., Baltimore, Md. 21234

[\*\*] Term: **14 Years**

[21] Appl. No.: **29/096,416**

[22] Filed: **Nov. 12, 1998**

[51] **LOC (7) Cl.** ..... **21-02**

[52] **U.S. Cl.** ..... **D21/717**

[58] **Field of Search** ..... D21/715, 717,  
D21/718; 473/387-403

[56] **References Cited**

**U.S. PATENT DOCUMENTS**

D. 346,190 4/1994 Folker ..... D21/718

*Primary Examiner*—Ted Shooman  
*Assistant Examiner*—Richelle Shelton

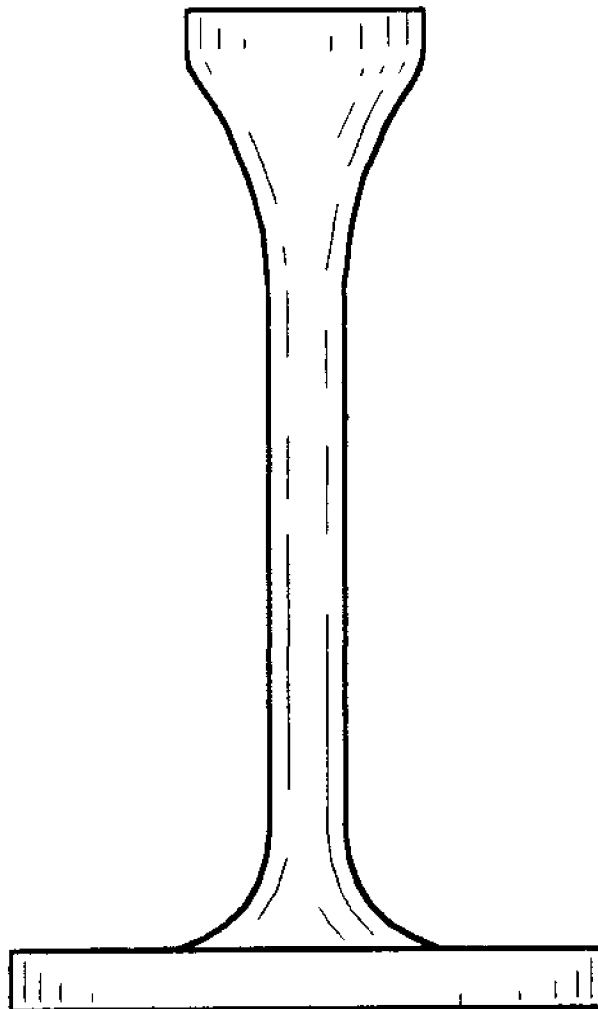
[57] **CLAIM**

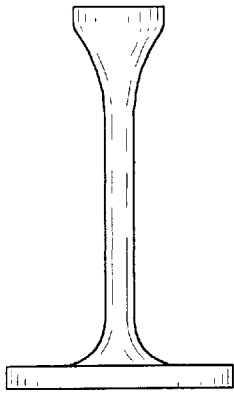
The ornamental design for a golf tee, as shown and described.

**DESCRIPTION**

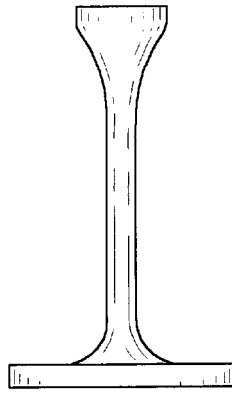
FIG. 1 is a front elevational view of the golf tee of the present invention;  
FIG. 2 is a back elevational view of the golf tee of FIG. 1;  
FIG. 3 is a left side elevational view of the golf tee of FIG. 1;  
FIG. 4 is a right side elevational view of the golf tee of FIG. 1;  
FIG. 5 is a top plan view of the golf tee of FIG. 1; and,  
FIG. 6 is a bottom plan view of the golf tee of FIG. 1.

**1 Claim, 1 Drawing Sheet**

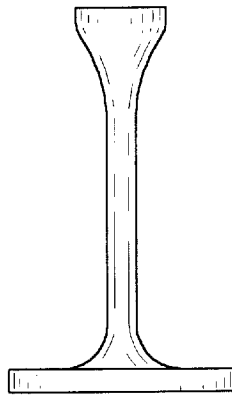




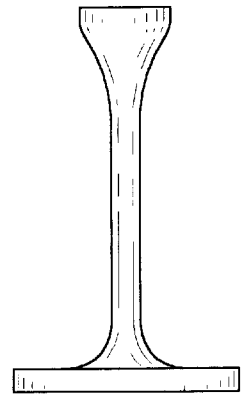
*Fig. 1*




*Fig. 2*



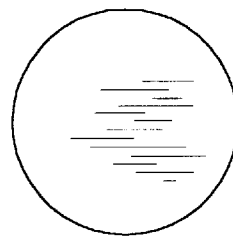
*Fig. 3*



*Fig. 4*



*Fig. 5*



*Fig. 6*