

Feb. 3, 1970

C. H. POOLE

3,492,674

FOOTLET

Filed March 21, 1968

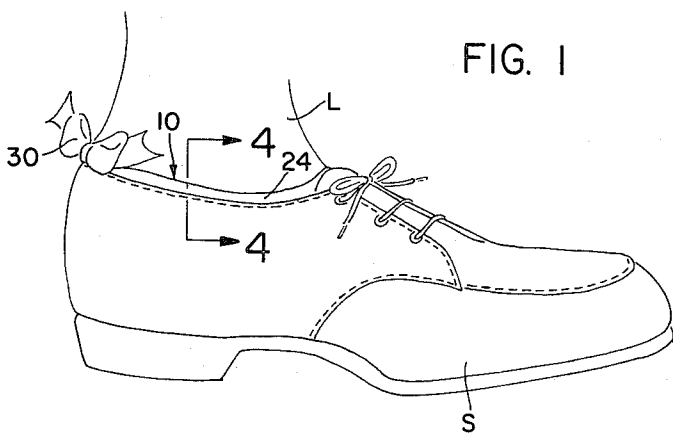


FIG. 1

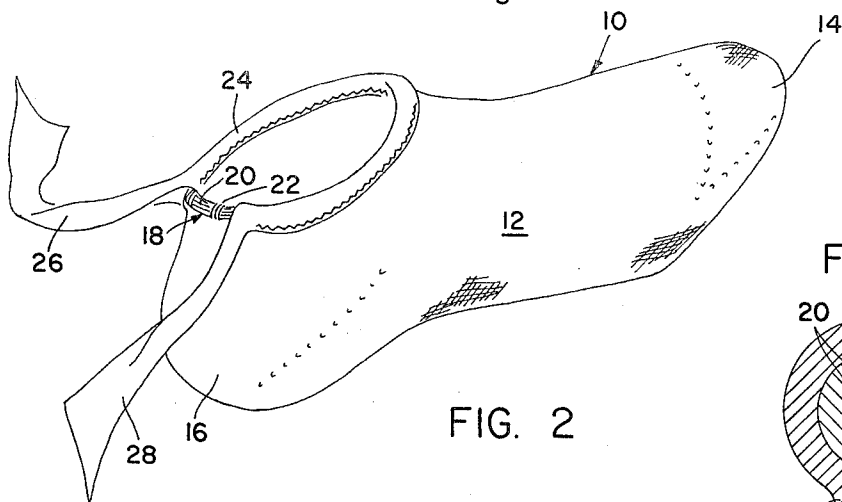


FIG. 2

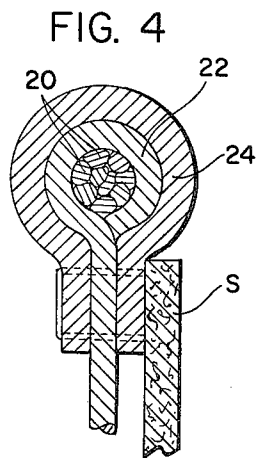


FIG. 4

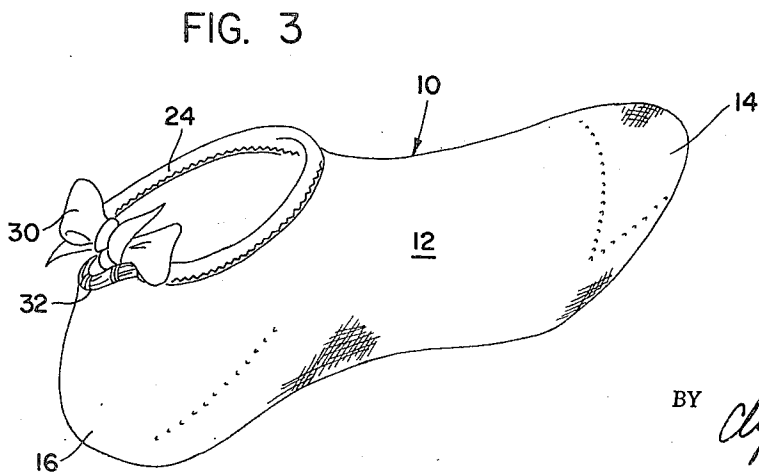


FIG. 3

INVENTOR.
CLINARD H. POOLE
BY *Clifton T. Howard Jr.*
ATTORNEY

1

3,492,674
FOOTLET

Clinard H. Poole, Asheboro, N.C., assignor to Tip-Top Hosiery Mills, Inc., Asheboro, N.C., a corporation of North Carolina

Filed Mar. 21, 1968, Ser. No. 714,882

Int. Cl. A41b 11/00; A43b 1/02; A41d 27/12

U.S. Cl. 2-239

4 Claims

ABSTRACT OF THE DISCLOSURE

The present invention is directed to a sports footlet or sock normally worn by ladies with golf and tennis shoes, wherein a length of braid material overlaps the edge forming the sock opening, providing an enthickened portion disposed above the shoe top, said braid including rearward extensions which are tied together in a bow behind the ankle.

BACKGROUND OF THE INVENTION

It has been found by athletes, and particularly women golfers and tennis players, that a within-the-shoe sock is preferable to athletic socks with longer leg portions, because more of the leg and foot are exposed to the sun for tanning. Moreover, footlets are cooler to wear since the ankle and a portion of the foot is exposed to the atmosphere. However these socks have been objectionable in the past because they tend to slip down inside the shoe and become uncomfortable.

Various attempts have been made to solve this problem, such as the footlet shown in the Traenkle Patent No. 3,000,013, wherein tassles or other types of dangles are attached to the upper edge of the sock by a narrow supporting member to prevent slippage of the sock down into the shoe. The Thorneburg et al. Patent No. 3,274,804 discloses another type of footlet which has a stretchable upper selvage edge and a heel support tab that is adapted to roll down upon itself to prevent the rear portion of the footlet from sliding downwardly into the heel of the shoe.

SUMMARY OF THE INVENTION

The present invention provides a novel and effective solution to the aforesaid problem of slippage wherein a length of braid overlaps and is sewed around the opening of the sock. The braid forms an enthickened edge which extends slightly above the shoe top and prevents slippage of the sock into the shoe. To aid in keeping the footlet up, the braid is sewn along both sides of the ankle rearwardly from the instep and terminates in rearwardly projecting tabs which may be tied together in a bow behind the ankle to tighten or adjust the braid to the foot.

It is therefore an object of the present invention to provide a within-the-shoe footlet which includes an enthickened edge around the opening to prevent slippage of the sock downwardly into the shoe.

It is another object of the invention to provide a within-the-shoe footlet of the type described wherein braid is sewed around the upper edge of the sock and includes a pair of rearwardly projecting tabs that may be tied behind the ankle to prevent slippage and provide adjustment.

It is still another and more specific object of the invention to provide a within-the-shoe footlet which includes an enthickened upper portion covered with braid, said braid extending from the instep around both sides of the ankle and terminating in a pair of ties which may be tied in a bow behind the ankle to prevent slippage. Moreover, the sewing of the braid to the sock is preferably terminated slightly short of the rear of the sock, so that the ties are

2

not joined together and a slight adjustment space or pucker is left therebetween.

Some of the objects of the invention having been stated, other objects will appear as the description proceeds, when taken in connection with the accompanying drawings in which:

FIGURE 1 is an environmental view showing the footlet protruding above the top of a shoe according to the present invention;

FIGURE 2 is a perspective view of the sock looking at the rear and side thereof, with the braid extensions untied;

FIGURE 3 is a view similar to FIGURE 2 except the braid extensions are tied in a bow; and

FIGURE 4 is a transverse sectional view taken substantially along the line 4-4 in FIGURE 1.

Referring now to the drawings, and more particularly to FIGURE 1, there is shown the lower portion of a leg L having a footlet or sock 10 according to the present invention and a shoe S thereon. The bow 30 is shown tied behind the ankle.

FIGURE 2 more clearly shows the sock 10 itself which comprises a foot portion 12 having a toe 14 and a heel 16. These footlets as thus far described may be knit in a conventional manner from any desired yarn including stretch yarns or blends of yarns.

The footlet 10 terminates in an ankle portion 18 defined by upper loops 22 through which extends a relatively thick core yarn 20, preferably elastic.

A strip of binding material, such as braid 24 is sewed in overlapping inverted U-shaped configuration around the ankle portion 18 extending from the instep rearwardly around both sides of the ankle to points spaced from each other adjacent the rear of the stocking. The free ends of the braid 24 project rearwardly from the points where the sewing is terminated and define tabs 26 and 28 of sufficient length for tying bow 30 as shown in FIGURE 3.

The portion of the ankle portion 18 not covered by braid forms an adjustment means or a pucker 32 whereby the tabs 26 and 28 may be tied to tighten the ankle portion about the foot of the wearer, as desired. Moreover, the braid may be stretchable to make the ankle portion adjustable to a size larger than the normal opening at the ankle portion. The braid 24 may be used with or without the core yarn 20, and the braid may be the same color as the sock, or it may be provided with a decorative pattern such as a red and white stripe, since it is intended to be visible above the top edge of the shoe S.

There is thus shown an improved footlet of improved utility, comfort, and appearance.

I claim:

1. A footlet adapted for use with a shoe, said footlet comprising toe and heel portions and terminating in an ankle portion, a strip of binding material overlapping the edge of said ankle portion, the binding material on the ankle portion of said footlet being slightly higher than the corresponding portion of the shoe with which it is worn, said binding material being sewn along both sides of the ankle portion from the instep toward the rear of the footlet, the sewing of said binding material being terminated short of said rear, leaving a section of said ankle portion unencumbered by said binding material, said binding material further projecting rearwardly beyond the footlet to define tabs which are adapted to be tied in a knot at the ankle of the wearer for adjustment, a core yarn attached to and extending around the edge of said ankle portion beneath said binding material to form an enthickened upper edge, whereby said footlet is kept from sliding down within said shoe.

3

4

- 2. The footlet according to claim 1 wherein said binding material is variegated. 2,418,513 4/1947 Jolley ----- 2—240
2,987,730 6/1961 Walker ----- 2—174
- 3. The footlet according to claim 1 wherein the core yarn is elastic. 3,148,378 9/1964 Tibbitts ----- 2—239
3,315,276 4/1967 Daze ----- 2—239
- 4. The footlet according to claim 1 wherein the core yarn and the binding material are adjustable about the wearer. 5 JAMES R. BOLER, Primary Examiner

References Cited

U.S. Cl. X.R.

UNITED STATES PATENTS

2—61; 36—9; 66—171

1,602,101 10/1926 Conrow ----- 36—9 XR 10