



US00D828833S

(12) **United States Design Patent**
Zhang et al.

(10) **Patent No.:** **US D828,833 S**
(45) **Date of Patent:** **** Sep. 18, 2018**

- (54) **WEARABLE DEVICE**
- (71) Applicant: **HUAWEI TECHNOLOGIES CO., LTD.**, Shenzhen (CN)
- (72) Inventors: **Haiqi Zhang**, Shenzhen (CN); **Yun Guo**, Shenzhen (CN)
- (73) Assignee: **Huawei Technologies Co., Ltd.** (CN)
- (**) Term: **15 Years**
- (21) Appl. No.: **29/570,097**
- (22) Filed: **Jul. 5, 2016**
- (30) **Foreign Application Priority Data**

D461,736 S *	8/2002	De Muralt	D10/128
D490,719 S *	6/2004	Schoepfer	D10/32
D528,443 S *	9/2006	Bedat	D10/39
D578,023 S	10/2008	Rochat	
D600,145 S *	9/2009	Schoepfer	D10/38
D625,203 S	10/2010	Giannini	
D686,092 S *	7/2013	Schoepfer	D10/39
D742,260 S *	11/2015	Park	D10/30
D773,944 S *	12/2016	Wang	D10/30

FOREIGN PATENT DOCUMENTS

CN	301071385 S	12/2009
CN	302053279 S	8/2012
CN	302121775 S	10/2012
CN	302915850 S	8/2014
CN	302991340 S	11/2014

(Continued)

Primary Examiner — Barbara Fox
Assistant Examiner — Kristin E Reed
(74) *Attorney, Agent, or Firm* — Design IP

- Jan. 6, 2016 (CN) 2016 3 0003500
- (51) **LOC (11) Cl.** **14-02**
- (52) **U.S. Cl.**
USPC **D14/344**; D24/186
- (58) **Field of Classification Search**
USPC D24/167, 169, 186-187; D11/3, 93-94;
D10/30-39, 70, 98; 379/433.1;
361/679.03
CPC G06F 1/163; G06F 1/1628; G06F 1/1626;
G06F 1/1635; G06F 1/08; G06F 1/10;
G06F 1/04; G06F 1/14; G06F 1/3203;
A41D 1/002; H04M 1/02; H04M 1/03;
H04M 1/04; H04M 1/05; H04M 1/667;
H04M 1/6058; Y02B 60/12; H04B 1/385;
H04B 1/3888; H04B 1/3833; G06Q
20/10; G06Q 20/108; G06Q 20/12; G06Q
20/145
See application file for complete search history.

(57) **CLAIM**

The ornamental design for a wearable device, as shown and described.

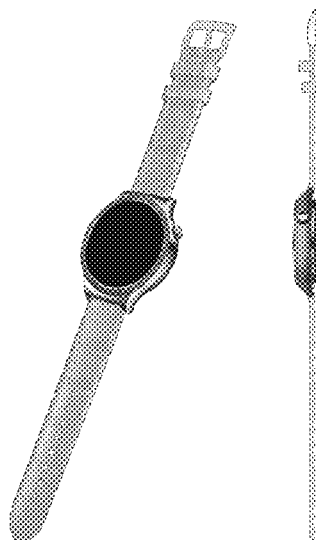
DESCRIPTION

FIG. 1 is a front perspective view of wearable device showing our new design;
FIG. 2 is a front perspective thereof, showing the band on a closed position;
FIG. 3 is a front view thereof;
FIG. 4 is a rear view thereof;
FIG. 5 is a left side view thereof;
FIG. 6 is a right side view thereof;
FIG. 7 is a top view thereof; and,
FIG. 8 is a bottom view thereof.
The dash-dot lines in the figures and the areas within the dash-dot lines show portions of the wearable device that form no part of the claimed design.

- (56) **References Cited**
U.S. PATENT DOCUMENTS

D316,676 S *	5/1991	Houlihan	D10/32
D385,804 S *	11/1997	Toribio	D10/30

1 Claim, 8 Drawing Sheets



(56)

References Cited

FOREIGN PATENT DOCUMENTS

CN	303188905	S	4/2015
CN	303207714	S	5/2015
CN	303207765	S	5/2015
CN	303296620	S	7/2015
CN	303317624	S	8/2015
CN	303327810	S	8/2015
CN	303368362	S	9/2015
CN	303375865	S	9/2015
CN	303375876	S	9/2015
CN	303402512	S	10/2015
CN	303490316	S	12/2015
CN	303506089	S	12/2015
CN	303520553	S	12/2015
JP	D1522013	S	4/2015
JP	D1530176	S	8/2015
JP	2016014368	A	1/2016

* cited by examiner



FIG. 1



FIG. 2




FIG. 3

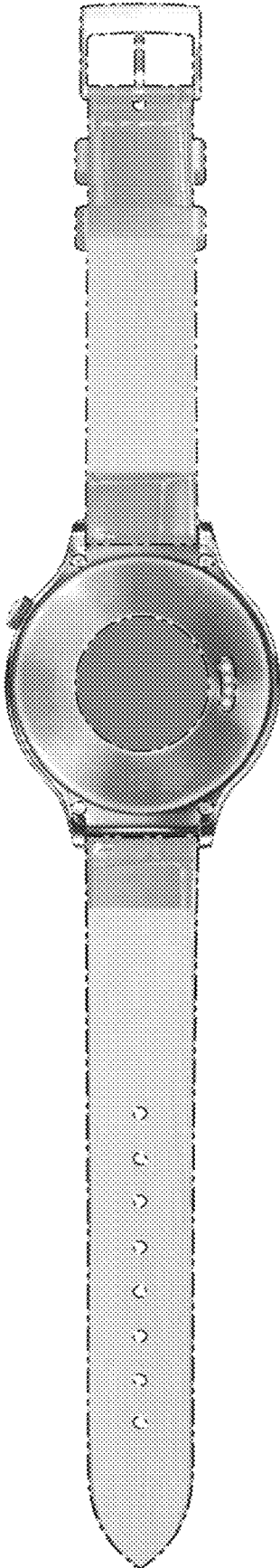


FIG. 4



FIG. 5



FIG. 6



FIG. 7



FIG. 8