(No Model.)

A. Y. ANDREWS.

POCKET BOOK.

No. 449,791. Patented Apr. 7, 1891.

FIG. 1.

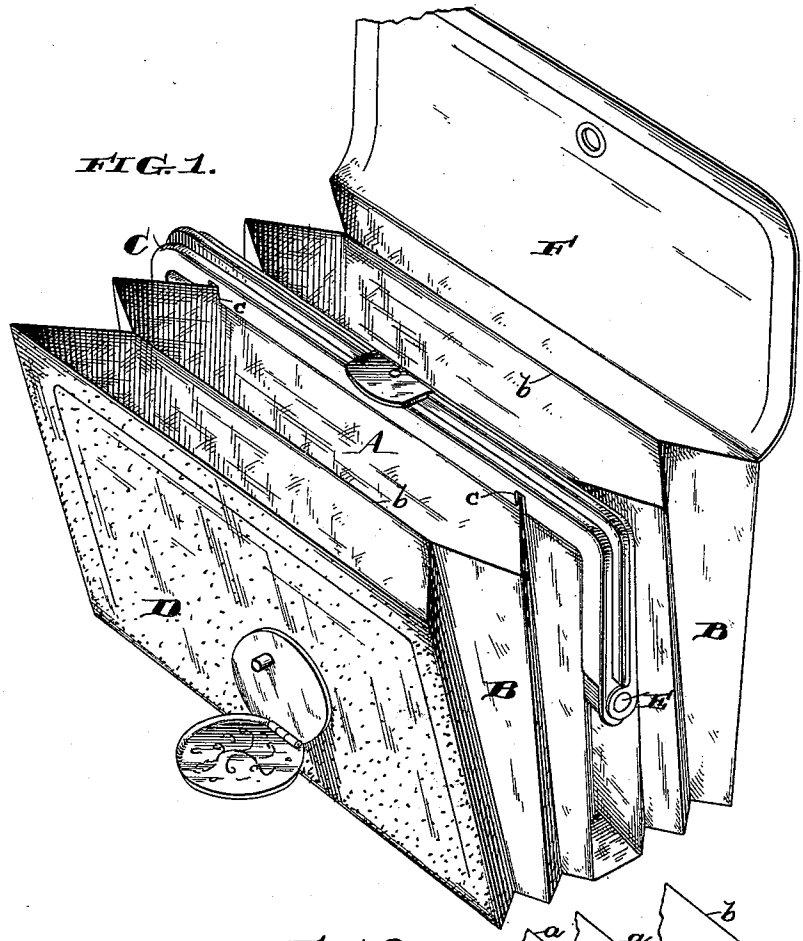

FIG. 2.

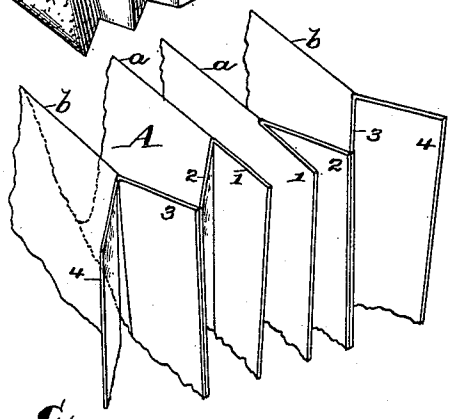

FIG. 3.

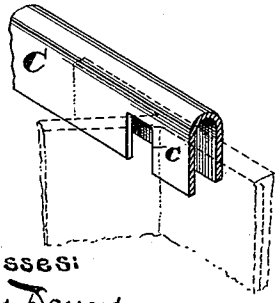

FIG. 4.



Witnesses:
Henry Drury
S. F. Yerkes.

Inventor:
Adolphus Y. Andrews
By his atty
[illegible]

THE NORRIS PETERS CO., PHOTO-LITHO., WASHINGTON, D. C.

UNITED STATES PATENT OFFICE

ADOLPHUS Y. ANDREWS, OF PHILADELPHIA, PENNSYLVANIA.

POCKET-BOOK.

SPECIFICATION forming part of Letters Patent No. 449,791, dated April 7, 1891.

Application filed December 15, 1890. Serial No. 374,685. (No model.)

To all whom it may concern:

Be it known that I, ADOLPHUS Y. ANDREWS, of the city and county of Philadelphia, and State of Pennsylvania, have invented an Improvement in Pocket-Books, of which the following is a specification.

My invention relates to pocket-books; and it consists of certain improvements, which are fully set forth in the following specification and shown in the accompanying drawings, which form a part thereof.

The object of my invention is to improve the construction of a pocket-book, so that it may be more durable and strong. Ordinarily pocket-books are provided with inner frames for forming an inner compartment or receptacle. These frames are provided with flanges or edges which extend over the upper edges of the two inner folds of the leather or paper forming the body of the pocket book. In the regular folded-in gusset that is now used the upper edge of the pocket that is covered at the top with the frame has small notches made in the leather or other material to allow the side gusset room to expand and also clear the frame. This cut or notch is really the weakest part of construction of a pocket-book and the starting-point of wear and tearing. My invention does away with that cutting entirely, thereby preserving the leather or other material in its natural strength and at the same time affording an easier expansion, as the side gussets and top of pockets will be of an equal height, causing the strain of opening a pocket-book to be more equally divided.

In the present invention the upper edges of the bellows side folds are not cut away to pass under the metal frames, but the latter are clamped over the upper folds forming the inner receptacles, and are provided with notches through which the upper edges of the material extend to form the bellows side fold adjacent to the inner compartment. By this construction the material forming the upper edge of the compartment adjacent to the upper frame is not weakened, and the frame may be made of the full length of the pocket-book.

In the drawings, Figure 1 is a perspective view of a pocket-book embodying the principles of my invention. Fig. 2 is a perspective view of a portion of the material of which the pocket-book is formed folded and cut to form the receptacles or compartments of the pocket-book. Fig. 3 is a perspective view of a portion of the inner metal frame, with a portion of the body of the pocket-book shown in dotted lines; and Fig. 4 is a horizontal view of a portion of the frame and body of the pocket-book.

A is the main body of the pocket-book, consisting of a piece of leather, paper, or other suitable material folded to form a series of compartments, and having the ends of these folds slit or cut to form the bellows side folds when the edges of the ends are brought together in the manner now well known in the art. The usual gusset-piece B is pasted over the ends of the folds of the part A.

In Fig. 2, *a a* are the two inner folds forming the inner compartment, to which the metal frames C are attached. *b b* are the outer folds forming the series of compartments in the pocket-book. The ends of these folds *a a* and *b b* are slit in the usual manner, forming the end pieces of flaps 1 2 3 4, over which the gusset-band B is pasted.

The metal frames C are placed over the edges *a a* and extend out over the slit edges 1 1 to the ends of the pocket-book. These metal frames are hinged at E, and are formed with small notches *c*, located immediately adjacent to the ends of the slits forming the parts 1 and 2, and the slit edges 2 extend through these notches *c c*, thus rendering a cutting of the material A entirely unnecessary, and avoiding the consequent weakening of the pocket-book. These notches *c* in the frames C are preferably made of sufficient depth to permit the upper edges of the part 2 to be entirely free of contact with the edge of the metal, and thereby prevent wear by friction of the edge of the paper or leather upon the metal. The metal frames C extend beyond the notch *c* to the full length of the pocket-book fitting over the part 1. (See Figs. 3 and 4.) The strain between the parts 1 and 2 is thus evenly distributed, and greater freedom of expansion is permitted. D is the outer covering of the pocket-book provided with the usual flap F.

Having now described my invention, what I

claim as new, and desire to secure by Letters Patent, is—

1. A pocket-book having the inner metal frame forming the specie-compartment, having notches upon its sides to permit the upper edges of the flaps forming the receptacles adjacent to said specie-compartment to pass through said notches, substantially as and for the purpose described.

2. A pocket having a central compartment provided with metal frames C, extending the full length of the pocket-book and formed with notches *c* on their sides a distance from the ends thereof, and a series of expansible receptacles adjacent to said central compartment, the upper edges of the material forming the receptacle immediately adjacent to said frame extending through the notches *c* thereof.

3. As a new article of manufacture, a pocket-book formed of a piece of leather, paper, or other suitable material, having the folds *a a b b* to form a series of compartments, the ends of said folds being slit to form a series of end flaps, metal frames arranged over the folds *a a* to form a central specie-compartment and having notches in their sides, the edges of the end flaps immediately adjacent to said frame extending through said notches, the end gusset-pieces arranged over the ends of said end flaps, and the outer covering D, substantially as and for the purpose specified.

In testimony of which invention I have hereunto set my hand.

A. Y. ANDREWS.

Witnesses:
ERNEST HOWARD HUNTER,
JOHN A. BRAMLEY.