



US00D638464S

(12) **United States Design Patent**
Schwarzbauer

(10) **Patent No.:** **US D638,464 S**

(45) **Date of Patent:** **** May 24, 2011**

(54) **SPECTACLES**

(75) Inventor: **Bernhard Schwarzbauer**, Berlin (DE)

(73) Assignee: **ic! berlin brillen GmbH** (DE)

(**) Term: **14 Years**

(21) Appl. No.: **29/306,988**

(22) Filed: **Apr. 21, 2008**

(30) **Foreign Application Priority Data**

Oct. 19, 2007 (DE) 40705289

(51) **LOC (9) Cl.** **16-06**

(52) **U.S. Cl.** **D16/329**

(58) **Field of Classification Search** D16/101,
D16/300-342; D29/109-110; D24/110.2;
351/41, 44, 51-52, 62, 158, 92, 103-123,
351/140, 153, 45-46; 2/426-432, 447-449,
2/441, 434-437, 13, 15; D21/483, 659-661
See application file for complete search history.

(56) **References Cited**

U.S. PATENT DOCUMENTS

3,402,005 A * 9/1968 Liautaud et al. 351/122
5,137,242 A * 8/1992 Reath 248/309.1
D427,622 S * 7/2000 Conway D16/326

D536,363 S * 2/2007 Miklitarian D16/326
D545,876 S * 7/2007 Lane et al. D16/330
D548,270 S * 8/2007 Lane et al. D16/330
D549,764 S * 8/2007 Teng D16/326
D568,920 S * 5/2008 Anderl D16/326
D599,838 S * 9/2009 Rohrbach D16/326
D608,817 S * 1/2010 Miklitarian D16/326

* cited by examiner

Primary Examiner — Raphael Barkai

(74) *Attorney, Agent, or Firm* — Grossman, Tucker,
Perreault & Pflieger, PLLC

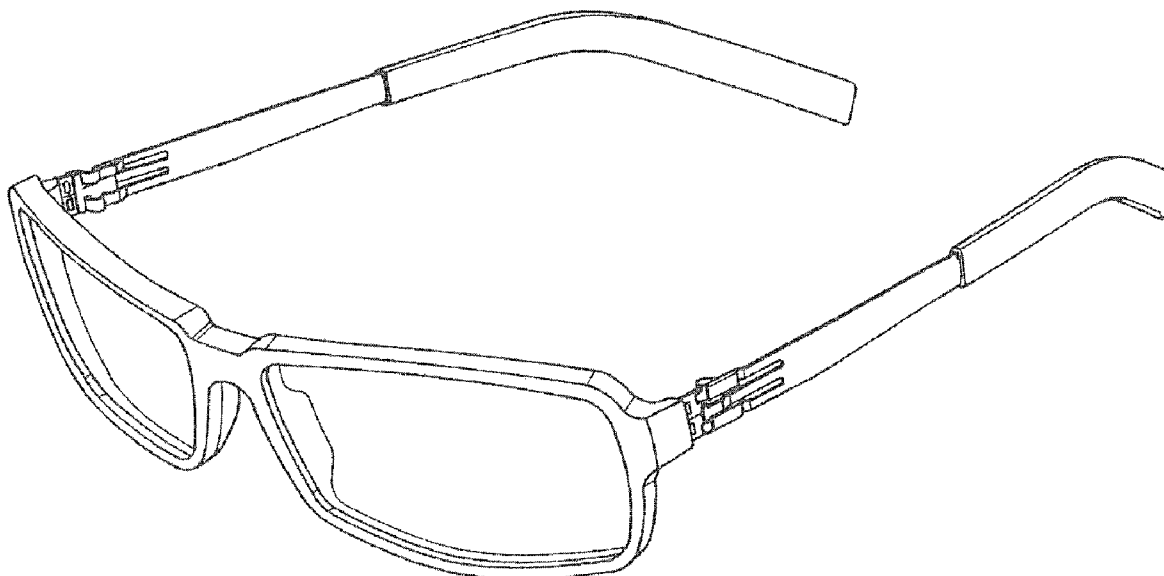
(57) **CLAIM**

The ornamental design for the spectacles, as shown and described.

DESCRIPTION

FIG. 1 is a perspective view of the spectacles of the present invention;
FIG. 2 is a front view of the spectacles of FIG. 1;
FIG. 3 is a rear view of the spectacles of FIG. 1;
FIG. 4 is a top view of the spectacles of FIG. 1;
FIG. 5 is a bottom view of the spectacles of FIG. 1;
FIG. 6 is a right side perspective view of the spectacles of FIG. 1; and,
FIG. 7 is a left side perspective view of the spectacles of FIG. 1.

1 Claim, 7 Drawing Sheets



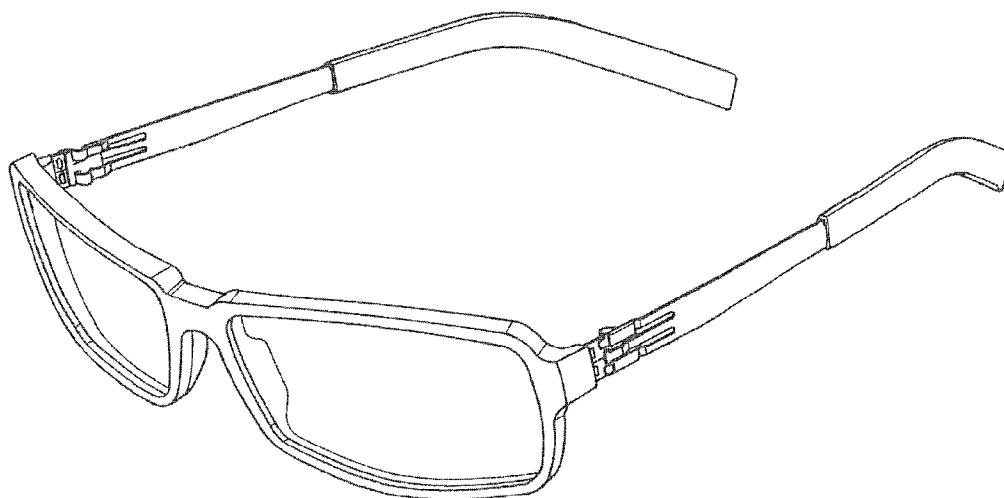


FIG. 1

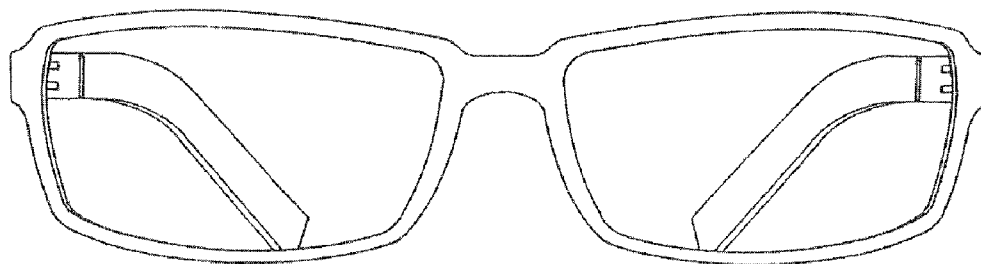


FIG. 2

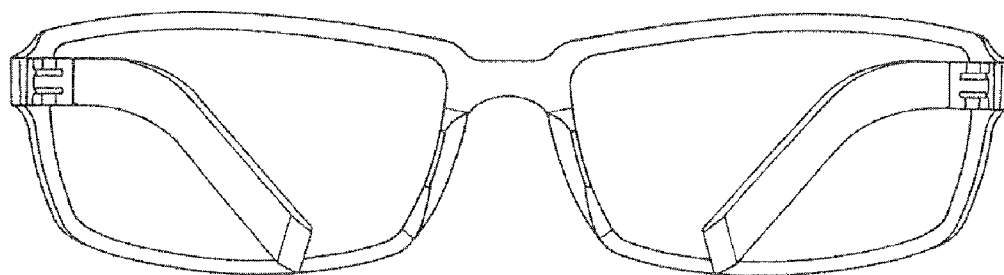


FIG. 3

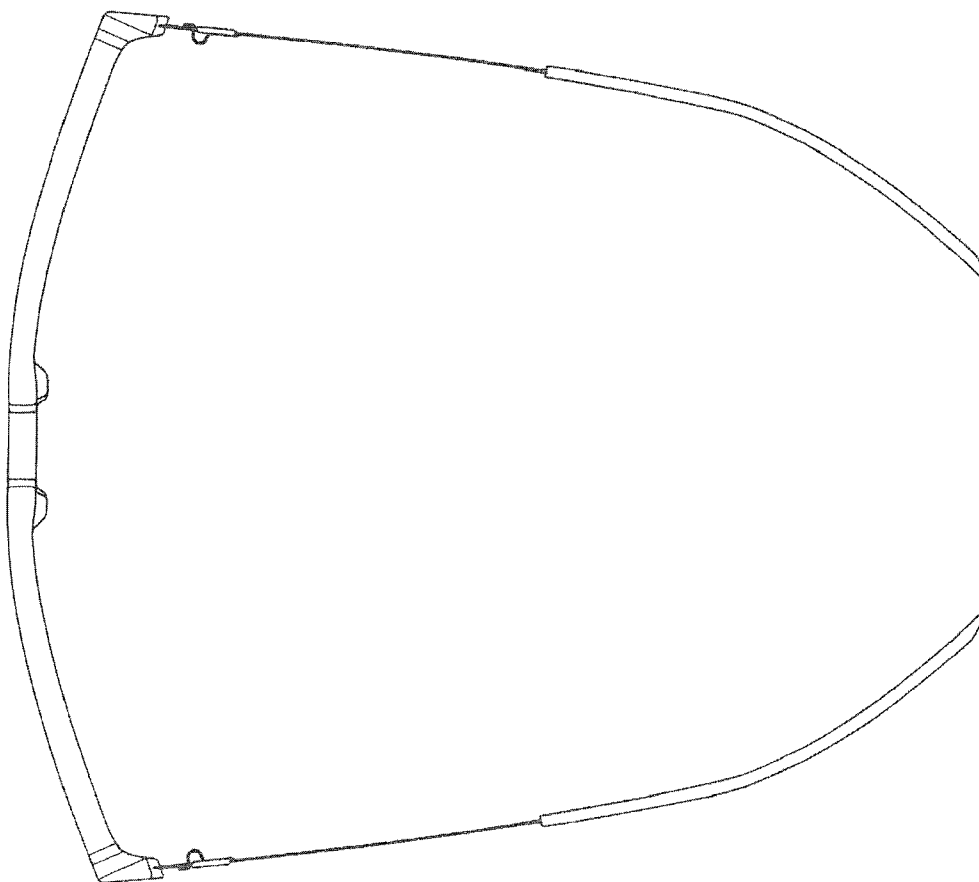


FIG. 4

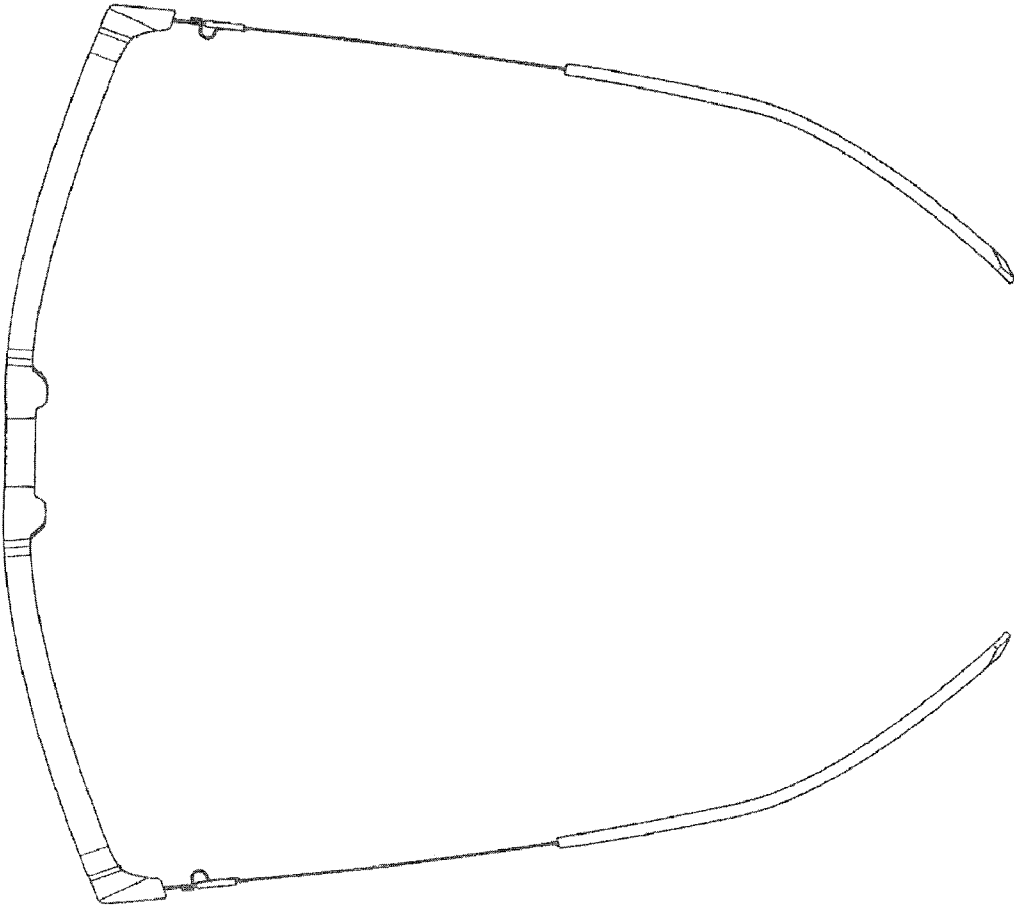


FIG. 5

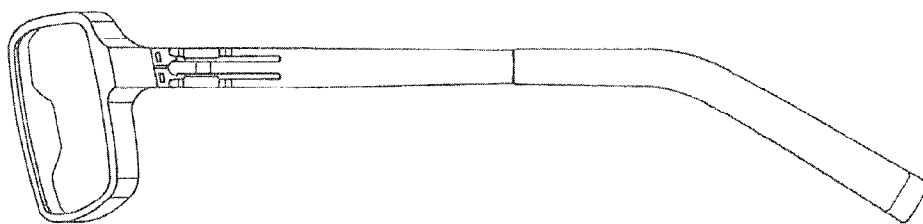


FIG. 6

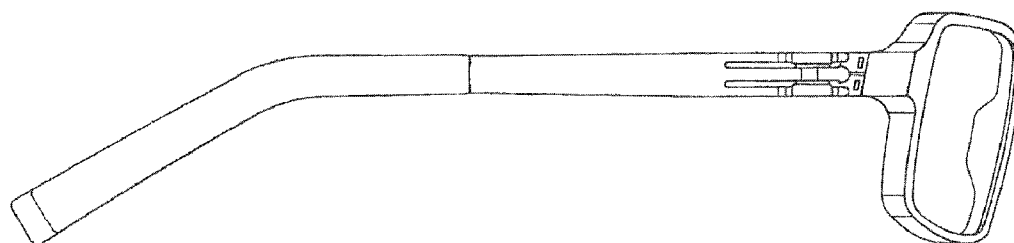


FIG. 7