



US00D672042S

(12) **United States Design Patent**
Delaye

(10) **Patent No.:** **US D672,042 S**

(45) **Date of Patent:** **** Dec. 4, 2012**

(54) **BLOOD SYSTEM CARTRIDGE**

(75) Inventor: **Tom Philippe Jean-Jacques Delaye**,
Mol (BE)

(73) Assignee: **Koninklijke Philips Electronics N.V.**,
Eindhoven (NL)

(**) Term: **14 Years**

(21) Appl. No.: **29/386,176**

(22) Filed: **Feb. 25, 2011**

(30) **Foreign Application Priority Data**

Aug. 31, 2010 (EM) 001748708-0001

(51) **LOC (9) Cl.** **24-01**

(52) **U.S. Cl.** **D24/169**

(58) **Field of Classification Search** D24/165-169,
D24/107, 186, 216, 223, 224, 231, 232; D10/46,
D10/81; D14/341; 422/56, 58, 68.1; 600/316,
600/322, 347, 365, 368

See application file for complete search history.

(56) **References Cited**

U.S. PATENT DOCUMENTS

D342,575 S * 12/1993 Ashihara et al. D24/223
5,424,035 A * 6/1995 Honess et al. 422/404

D363,124 S * 10/1995 Savage et al. D24/169
D411,621 S * 6/1999 Eisenbarth et al. D24/169
RE36,474 E * 12/1999 Stark 600/322
D417,504 S * 12/1999 Love et al. D24/169
D428,654 S * 7/2000 Schlesinger et al. D24/169
D435,665 S * 12/2000 Ogle D24/233
D495,805 S * 9/2004 Lea et al. D24/223
D500,142 S * 12/2004 Crisanti et al. D24/223
D633,209 S * 2/2011 Boessneck et al. D24/169
D636,499 S * 4/2011 Delaye D24/216
2010/0100580 A1* 4/2010 Drucker et al. 709/201

* cited by examiner

Primary Examiner — Anhdao Doan

(57) **CLAIM**

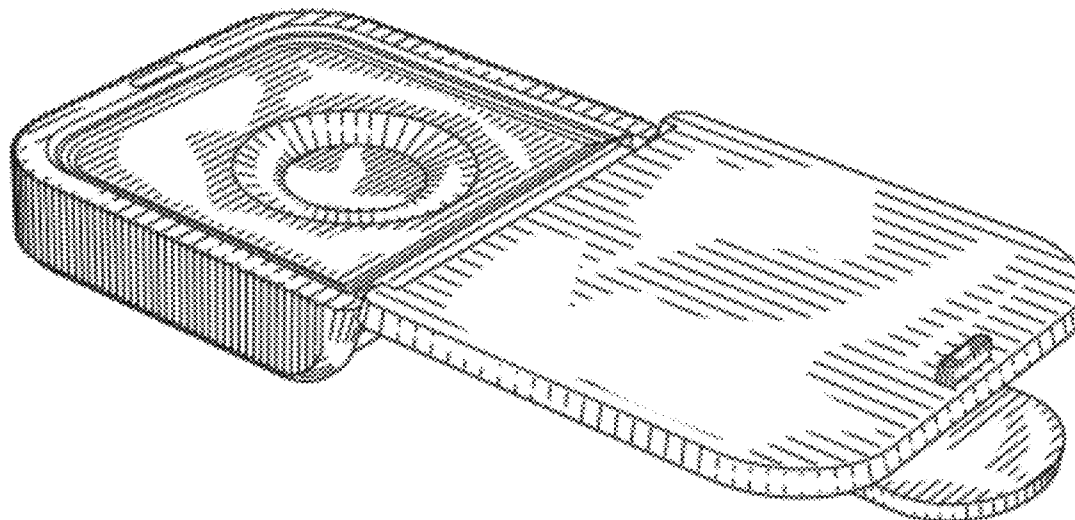
The ornamental design for a blood system cartridge, as shown and described.

DESCRIPTION

FIG. 1 is a perspective view showing my design;
FIG. 2 is a front elevational view thereof;
FIG. 3 is a rear elevational view thereof;
FIG. 4 is a right side elevational view thereof;
FIG. 5 is a left side elevational view thereof;
FIG. 6 is a top plan view thereof; and,
FIG. 7 is a bottom plan view thereof.

The broken lines shown in FIGS. 3, 4, 5 and FIG. 7 are included for the purpose of illustrating portions of the blood system cartridge that form no part of the claimed design.

1 Claim, 5 Drawing Sheets



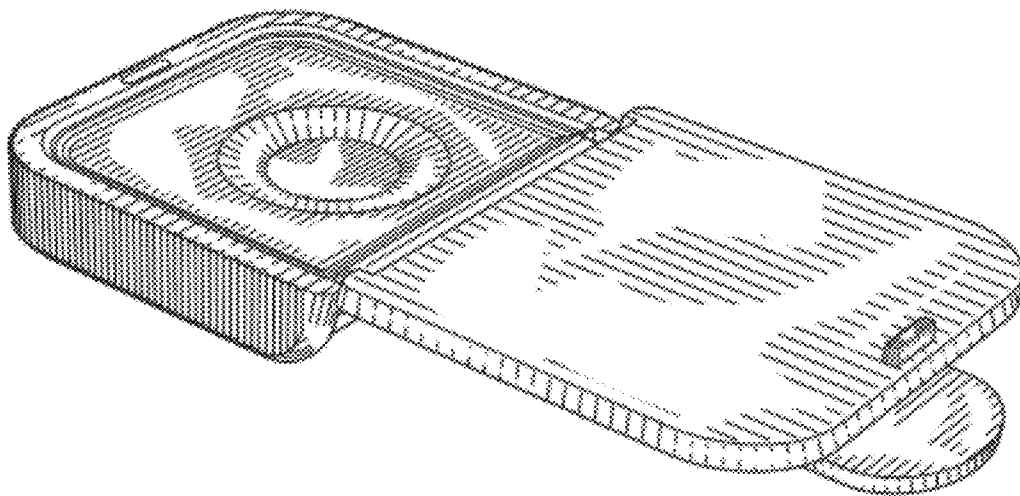


FIG. 1

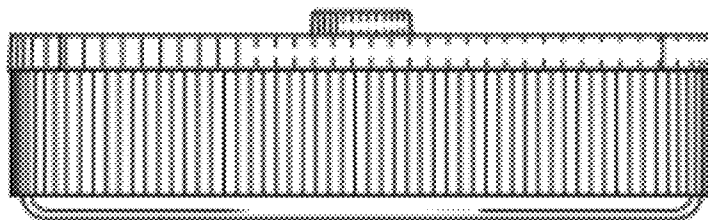


FIG. 2

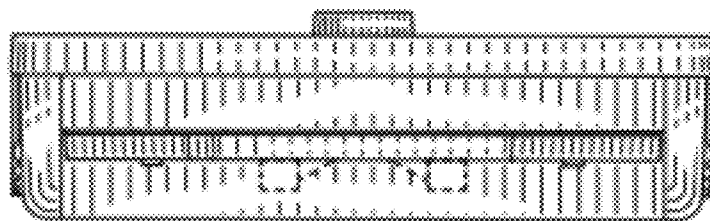


FIG. 3

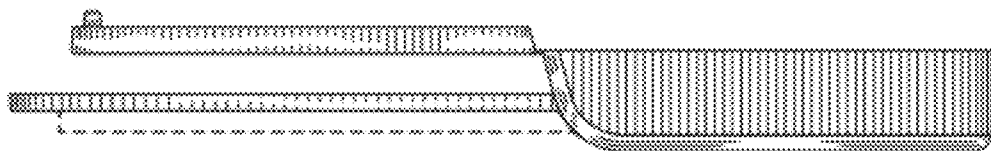


FIG. 4

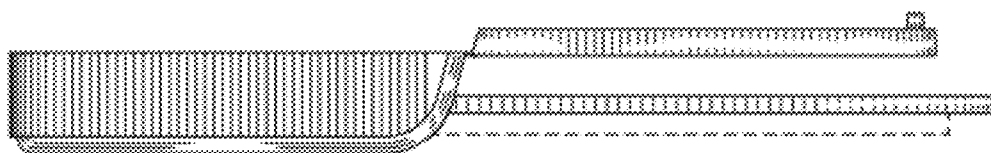


FIG. 5




FIG. 6

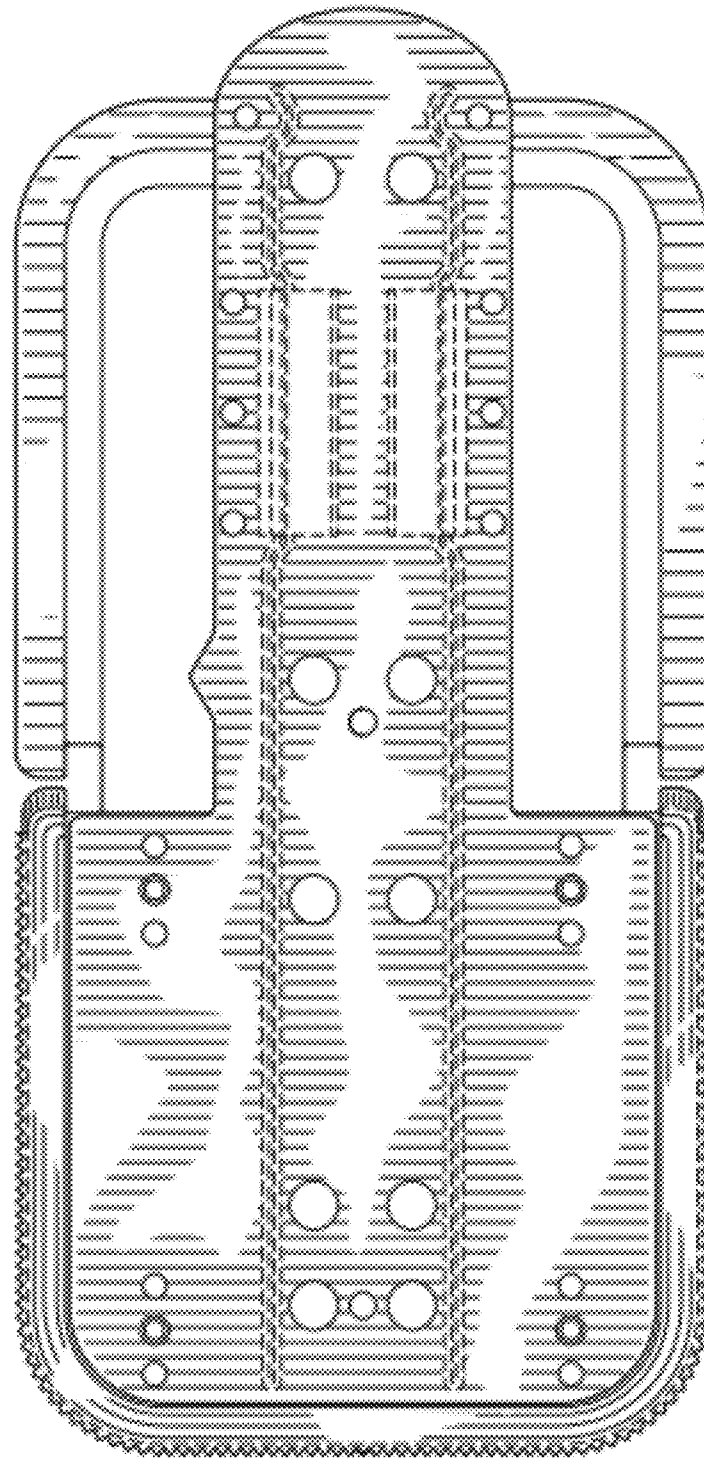


FIG. 7