



US00D356134S

# United States Patent [19]

[11] Patent Number: **Des. 356,134**

Muller et al.

[45] Date of Patent: **\*\* Mar. 7, 1995**

[54] **BALL CLEANER**

[76] Inventors: **Walter R. Muller**, Steigstrasse 14,  
CH-5426, Lengnau, Switzerland;  
**Erich Oelschlagler**, Weidgasse 8,  
CH-5430, Wettingen, Switzerland

4,350,457	9/1982	Carnahan .....	15/21.2 X
4,381,574	5/1983	Benkovsky .....	15/21.2 X
4,473,917	10/1984	Britton .....	15/21.2 X
4,750,232	6/1988	Doney .....	15/21.2 X
4,899,413	2/1990	Trobiani .....	15/21.2

[\*\*] Term: **14 Years**

*Primary Examiner*—Melvin B. Feifer  
*Assistant Examiner*—Cheri Cohen  
*Attorney, Agent, or Firm*—Schweitzer Cornman &  
Gross

[21] Appl. No.: **12,182**

[22] Filed: **Aug. 25, 1993**

[52] U.S. Cl. .... **D21/234; D32/45**

[57] **CLAIM**

[58] Field of Search ..... **D21/234; D32/40, 43,  
D32/45; 15/21.2**

The ornamental design for a ball cleaner, as shown and described.

[56] **References Cited**

**DESCRIPTION**

**U.S. PATENT DOCUMENTS**

D. 84,305	6/1931	Smith .....	D21/234 X
D. 228,799	10/1973	Roddy .....	D21/234
D. 233,361	10/1974	Norden .....	D21/234
D. 329,485	9/1992	Hollinger .....	D21/234
3,210,789	10/1965	Garrett .....	15/21.2 X
3,583,016	6/1971	McConnell .....	15/21.2 X

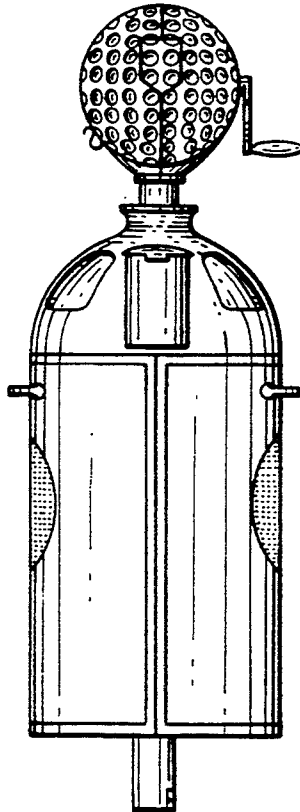
FIG. 1 is a front elevational view of a ball cleaner showing our new design;

FIG. 2 is a top plan view thereof;

FIG. 3 is a right side elevation view thereof;

FIG. 4 is a left side elevation view thereof; and,

FIG. 5 is a front exploded perspective view of the design, showing the locking flange in the open position.



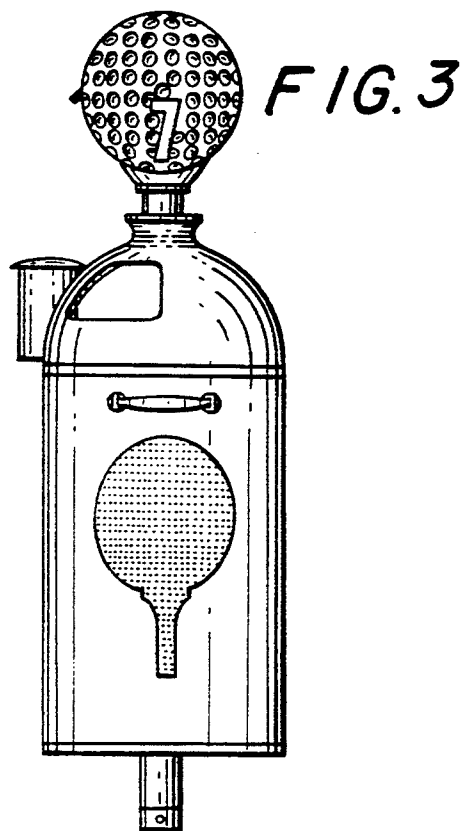
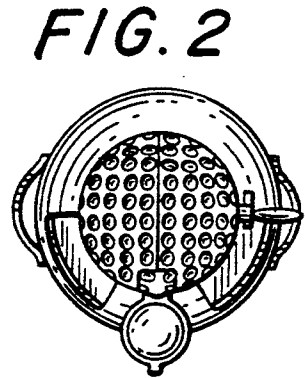
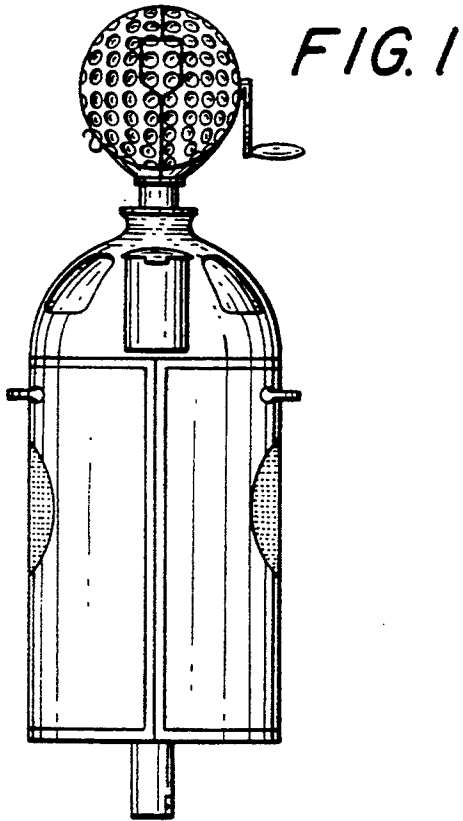
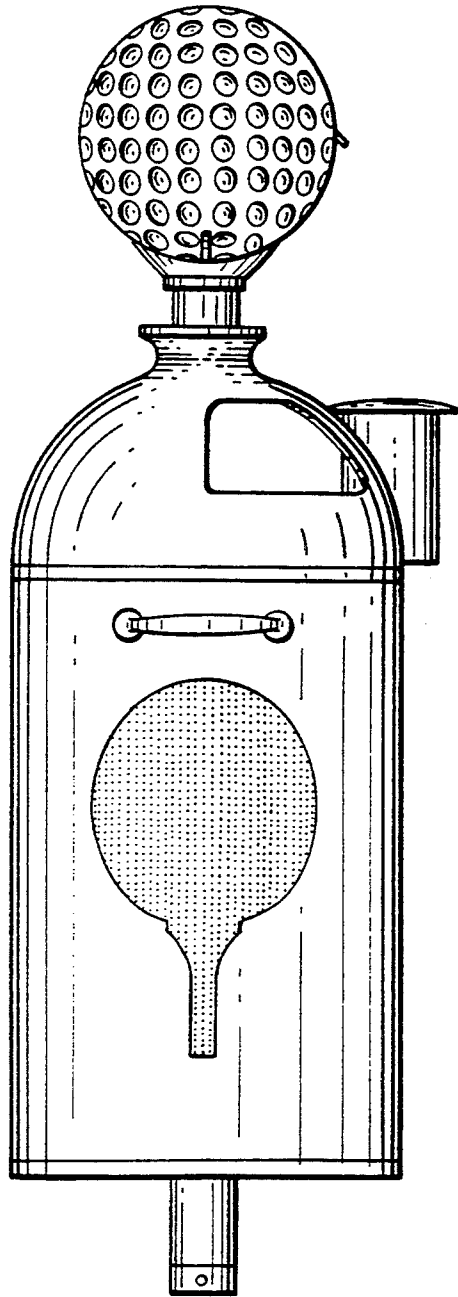


FIG. 4



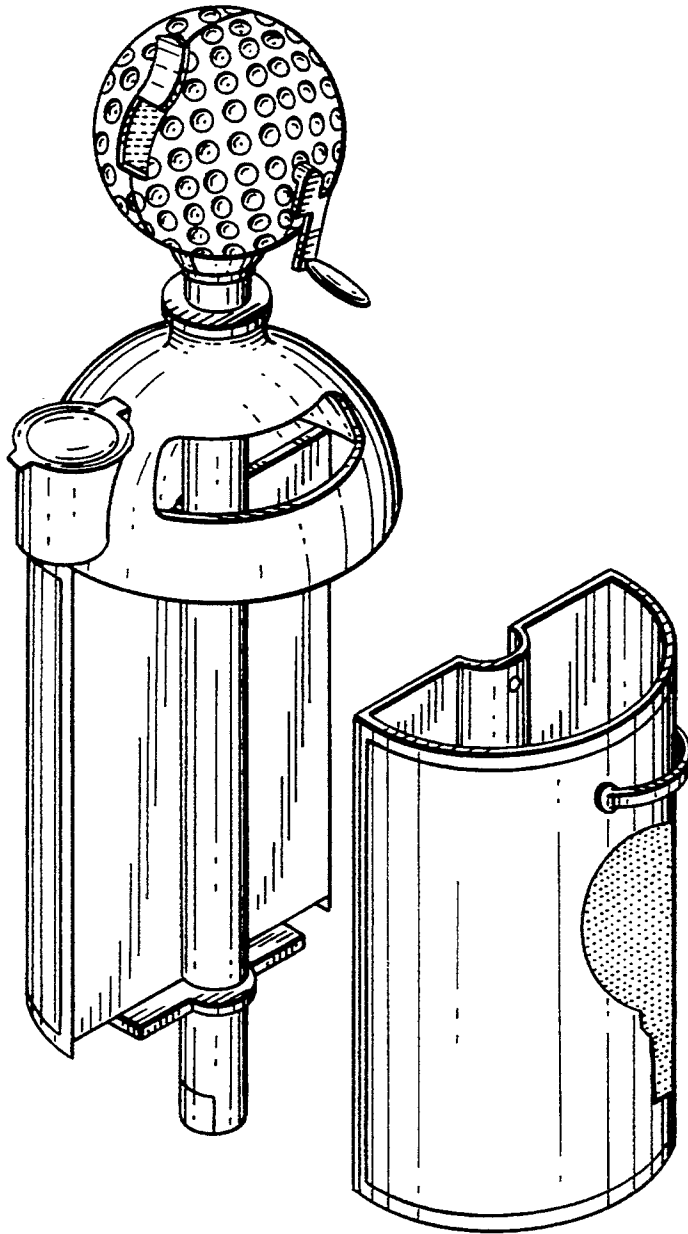


FIG. 5