



US00D777865S

(12) **United States Design Patent**
de Boer

(10) **Patent No.:** **US D777,865 S**

(45) **Date of Patent:** **** *Jan. 31, 2017**

(54) **TRAMPOLINE WITH SUSPENSION MEMBERS**

(71) Applicant: **Bellicon AG**, Bellikon (CH)

(72) Inventor: **Evert G. de Boer**, Ommen (NL)

(73) Assignee: **Bellicon AG**, Bellikon (CH)

(*) Notice: This patent is subject to a terminal disclaimer.

(**) Term: **14 Years**

(21) Appl. No.: **29/522,658**

(22) Filed: **Apr. 1, 2015**

(30) **Foreign Application Priority Data**

Oct. 2, 2014 (WO) 843135301

(51) **LOC (10) Cl.** **21-02**

(52) **U.S. Cl.**
USPC **D21/797**

(58) **Field of Classification Search**

USPC D21/797, 668, 669, 834, 826; D6/716;
482/27, 35, 29, 112, 33, 110, 148, 28, 77,
482/147, 51; 297/452.18; 135/96, 117;
D30/112; D25/1, 16, 22, 56; 446/220;
473/469; 182/139, 224; 273/395, 402
CPC A63B 5/11; A63B 21/023; A63B 2208/12;
A63B 71/022; A63B 2210/50
See application file for complete search history.

(56) **References Cited**

U.S. PATENT DOCUMENTS

3,195,890 A * 7/1965 Salls A63B 25/08
482/128
3,256,021 A * 6/1966 Nissen A63B 5/11
182/139
3,765,673 A * 10/1973 Daw A63B 5/11
482/26

D270,557 S * 9/1983 Williams D21/797
4,477,070 A * 10/1984 Appelbaum A63B 69/0035
482/28
4,489,933 A * 12/1984 Fisher A63B 5/11
482/147
4,598,905 A * 7/1986 Vrana A63B 5/11
482/27
4,730,826 A * 3/1988 Sudmeier A63B 5/11
482/28
D304,850 S * 11/1989 Chambers D21/669
D325,951 S * 5/1992 Johnson D21/669
D362,478 S * 9/1995 Wilkinson D21/797
D363,325 S * 10/1995 Wilkinson D21/797
5,545,110 A 8/1996 Hsiang

(Continued)

Primary Examiner — Robert M Spear

Assistant Examiner — Ryan Harvey

(74) *Attorney, Agent, or Firm* — Husch Blackwell LLP

(57) **CLAIM**

The ornamental design for a trampoline with suspension members, as shown and described.

DESCRIPTION

FIG. 1 is a front perspective view of a trampoline with suspension members showing our new design; FIG. 2 is a top plan view thereof; FIG. 3 is a front elevation view thereof; FIG. 4 is a bottom plan view thereof; FIG. 5 is a rear elevation view thereof; FIG. 6 is a right elevation view thereof; and, FIG. 7 is a left elevation view thereof.

With respect to the drawings, stippled surface shading is used to represent a first appearance, line shading is used to represent a contrasting appearance, and alternating narrow line-bold line shading is used to represent another contrasting appearance for the suspension members.

The broken lines in the drawings represent unclaimed environmental subject matter and form no part of the claim.

1 Claim, 4 Drawing Sheets

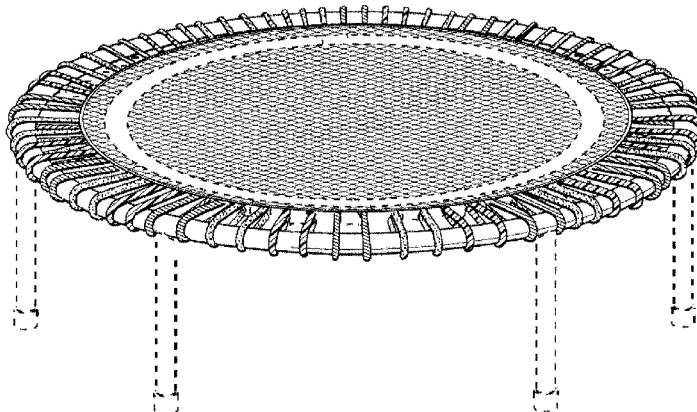


Fig. 1

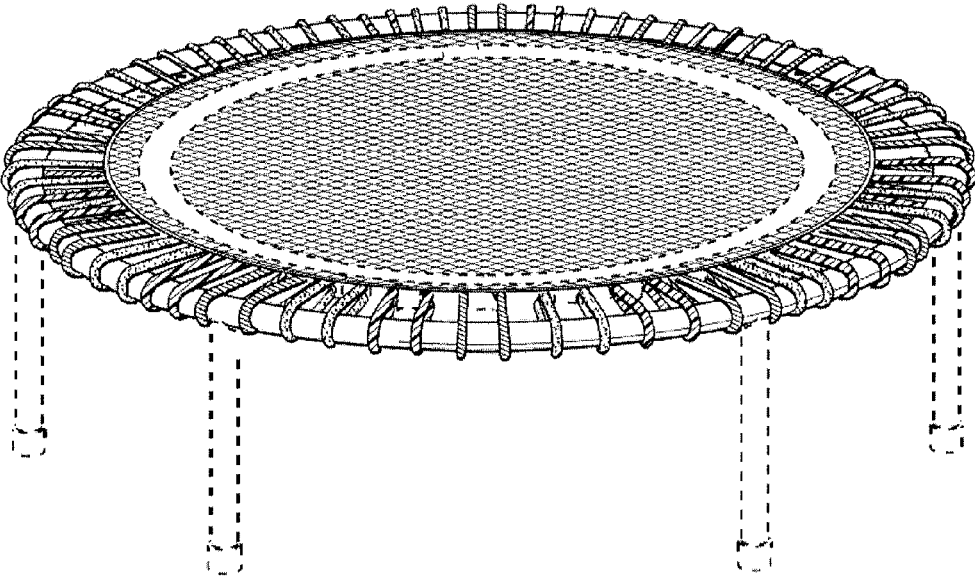


Fig. 2

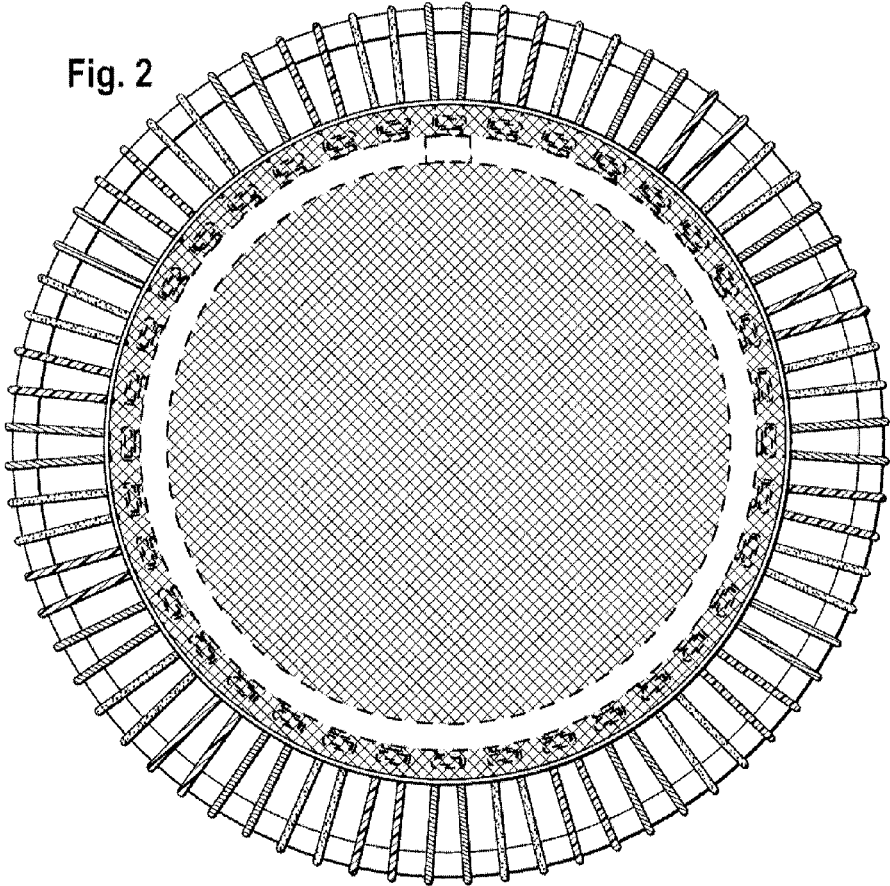


Fig. 3

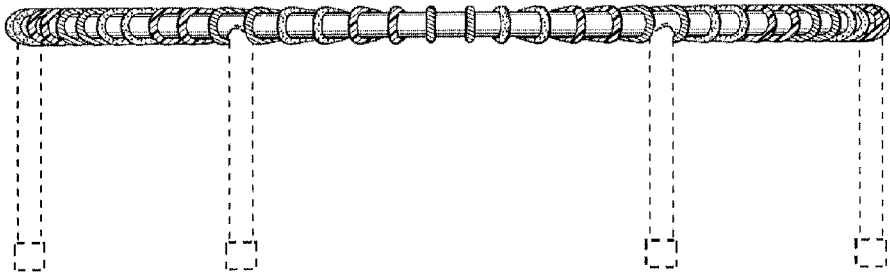


Fig. 4

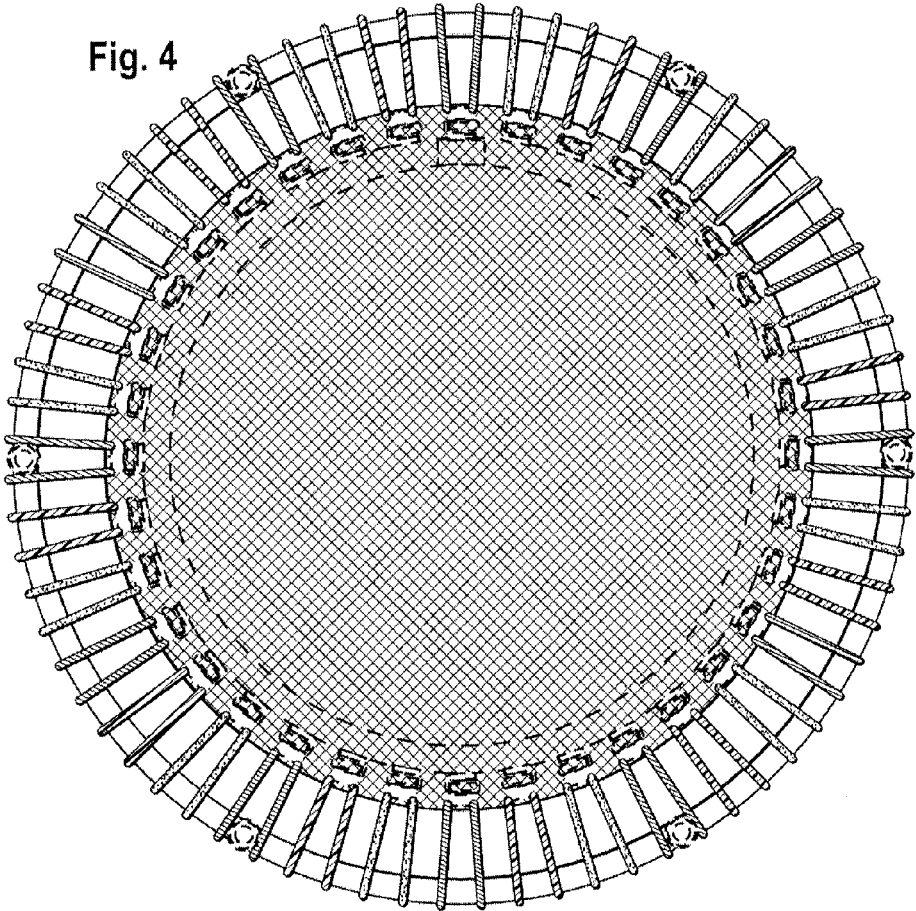


Fig. 5

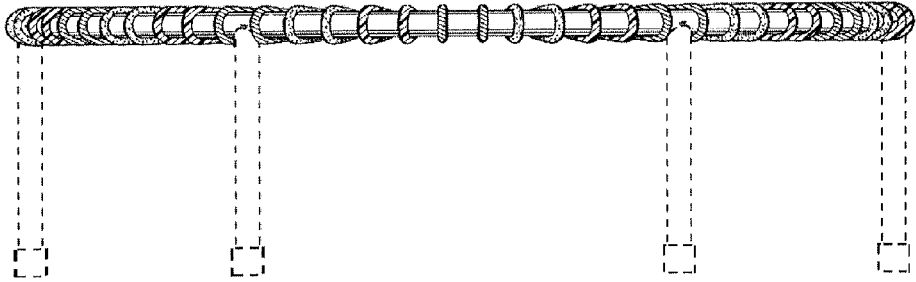


Fig. 6

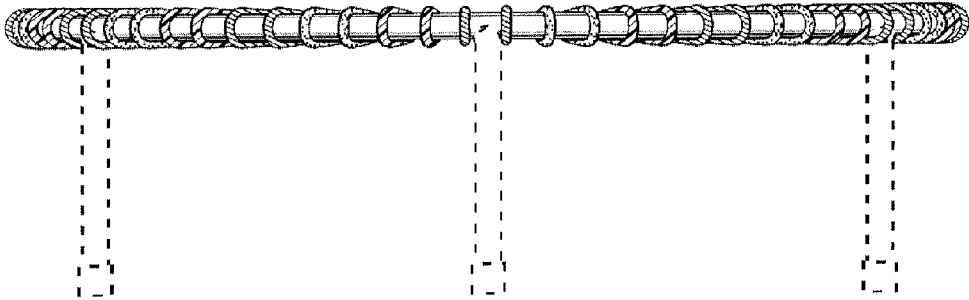


Fig. 7

