



(12) **United States Design Patent**
Weeks

(10) **Patent No.:** **US D992,270 S**
(45) **Date of Patent:** **** Jul. 18, 2023**

- (54) **SHOE UPPER**
- (71) Applicant: **Skechers U.S.A., Inc. II**, Manhattan Beach, CA (US)
- (72) Inventor: **John Maxwell Weeks**, Los Angeles, CA (US)
- (73) Assignee: **Skechers U.S.A., Inc. II**, Manhattan Beach, CA (US)
- (**) Term: **15 Years**
- (21) Appl. No.: **29/886,558**
- (22) Filed: **Mar. 9, 2023**
- (51) **LOC (14) Cl.** **02-04**
- (52) **U.S. Cl.**
USPC **D2/972**
- (58) **Field of Classification Search**
USPC D2/896, 900, 902, 904, 906-908,
D2/916-924, 925-945, 969-979
See application file for complete search history.

D561,453 S *	2/2008	Lane, III	D2/969
D581,634 S	12/2008	Hickman	
D583,134 S *	12/2008	Moore	D2/972
D607,197 S *	1/2010	Chapman, Jr.	D2/972
D609,444 S *	2/2010	Zhu	D2/969
D628,782 S	12/2010	Butler	
D632,063 S *	2/2011	Teteriatnikov	D2/969
D642,780 S	8/2011	Raysse	
D651,789 S *	1/2012	Raysse	D2/969
D663,935 S *	7/2012	Mochen	D2/906
D727,008 S	4/2015	Amphyon	
D765,964 S *	9/2016	Fallon	D2/972
D782,788 S	4/2017	Cook	
D807,020 S	1/2018	Ceniceros	

(Continued)

Primary Examiner — Jonathan J Han
(74) *Attorney, Agent, or Firm* — Marshall A. Lerner;
Steven J. Kim; Kleinberg & Lerner, LLP

(57) **CLAIM**

The ornamental design for a shoe upper, as shown and described.

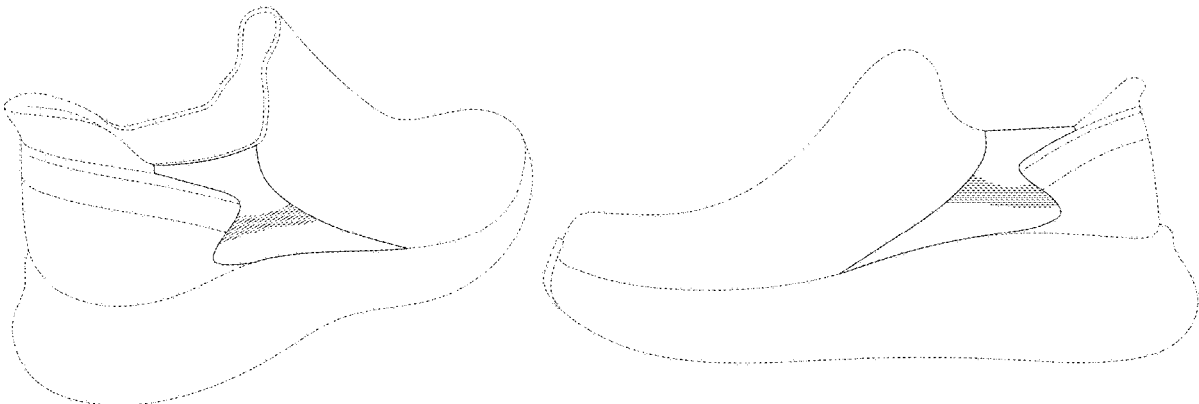
DESCRIPTION

FIG. 1 is a perspective view of a shoe upper in accordance with my new design;
FIG. 2 is a left side view thereof;
FIG. 3 is a right side view thereof;
FIG. 4 is a rear elevation view thereof;
FIG. 5 is a front elevation view thereof;
FIG. 6 is a top plan view thereof;
FIG. 7 is a bottom plan view thereof; and,
FIG. 8 is a left side view of the shoe upper in a stretched configuration thereof.
Broken lines showing the remainder of the shoe in the figures are for illustrative purposes only and form no part of the claimed invention. The surfaces devoid of shading lines are not claimed.

1 Claim, 7 Drawing Sheets

(56) **References Cited**
U.S. PATENT DOCUMENTS

3,040,454 A	6/1962	Topper et al.	
D235,700 S *	7/1975	Senter D2/906
D357,112 S *	4/1995	Kittle D2/977
D397,856 S *	9/1998	Smith, III D2/972
D397,857 S *	9/1998	Smith, III D2/972
D438,367 S	3/2001	Huard
D450,424 S *	11/2001	Sirvain D2/904
D483,938 S	12/2003	Laberge
D506,601 S	6/2005	Bandini et al.
D526,115 S	8/2006	Ferraresso et al.
D533,706 S *	12/2006	Lane, III D2/906
D543,346 S	5/2007	Belley et al.
D560,338 S *	1/2008	Lane, III D2/969
D560,340 S *	1/2008	Lane, III D2/969
D560,342 S *	1/2008	Lane, III D2/969



(56)

References Cited

U.S. PATENT DOCUMENTS

D814,781	S	4/2018	Cin	
D846,856	S *	4/2019	Bacon	D2/969
D846,859	S	4/2019	Foust	
D847,484	S *	5/2019	Bethke	D2/972
D860,623	S *	9/2019	de Montgolfier	D2/972
D880,139	S	4/2020	Jury	
D890,508	S *	7/2020	Ratzlaff	D2/972
D893,836	S	8/2020	Montross et al.	
D902,569	S	11/2020	Shyllon	
D902,572	S *	11/2020	Weeks	D2/972
D903,287	S *	12/2020	Street	D2/972
D909,024	S *	2/2021	Mazza	D2/908
D919,280	S	5/2021	Klein et al.	
D923,929	S	7/2021	Mateo	
D927,163	S	8/2021	Seamarks	
D928,470	S	8/2021	Foust	
D932,172	S	10/2021	Figur et al.	
D932,760	S	10/2021	Thompson	
D943,904	S	2/2022	Giard	
D943,950	S	2/2022	Parrett	
D950,228	S *	5/2022	de Montgolfier	D2/972
D955,732	S *	6/2022	Kelley	D2/972
D962,625	S	9/2022	Cristobal	
D964,721	S *	9/2022	Amago	D2/972
D966,682	S	10/2022	Lee	
D972,283	S *	12/2022	Gerig	D2/972
D972,284	S	12/2022	Gerig et al.	
D974,729	S	1/2023	Ikeda	
D975,426	S	1/2023	Mcmillan	
D977,805	S	2/2023	Lee	
D979,917	S *	3/2023	Weeks	D2/972

* cited by examiner

FIG. 1

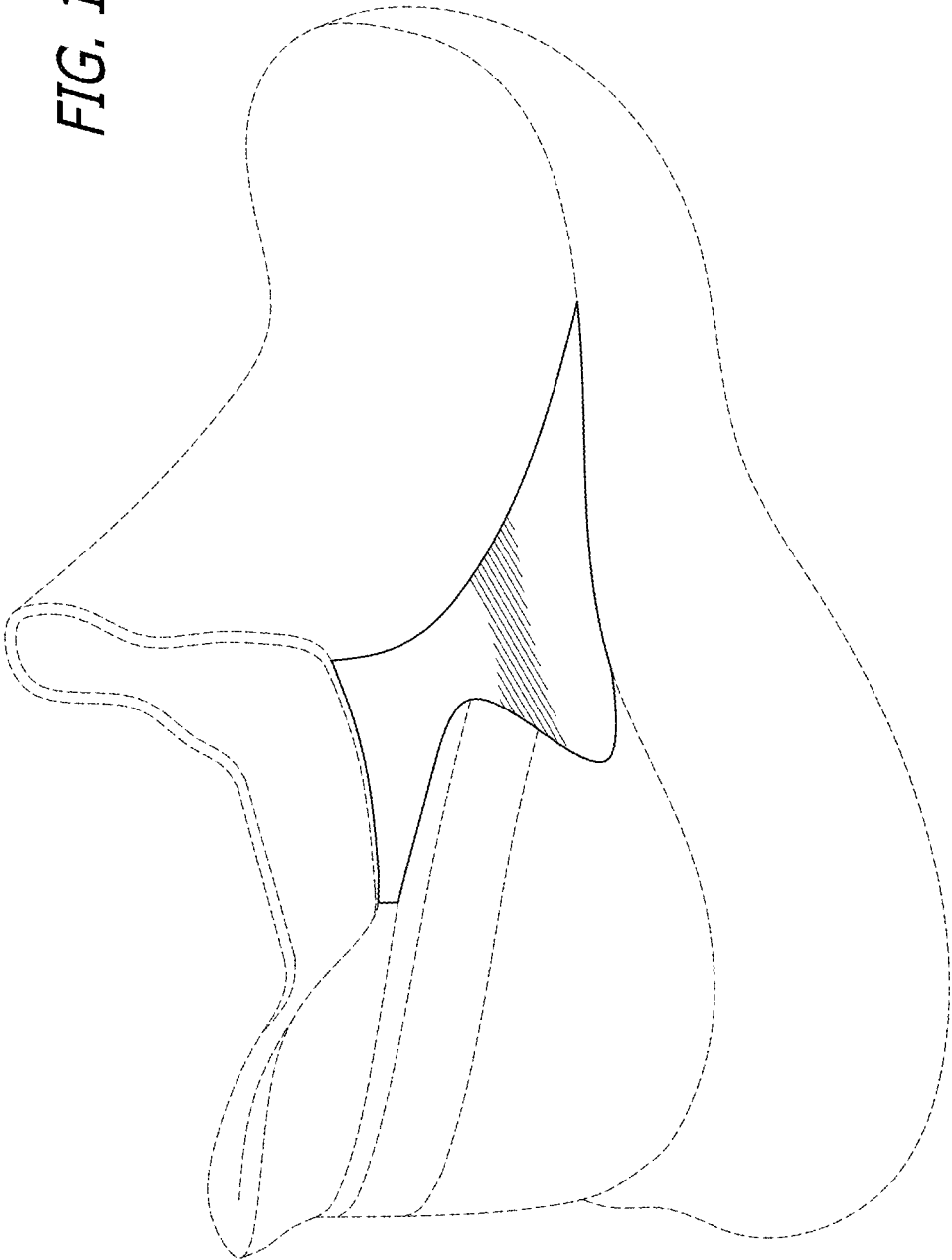
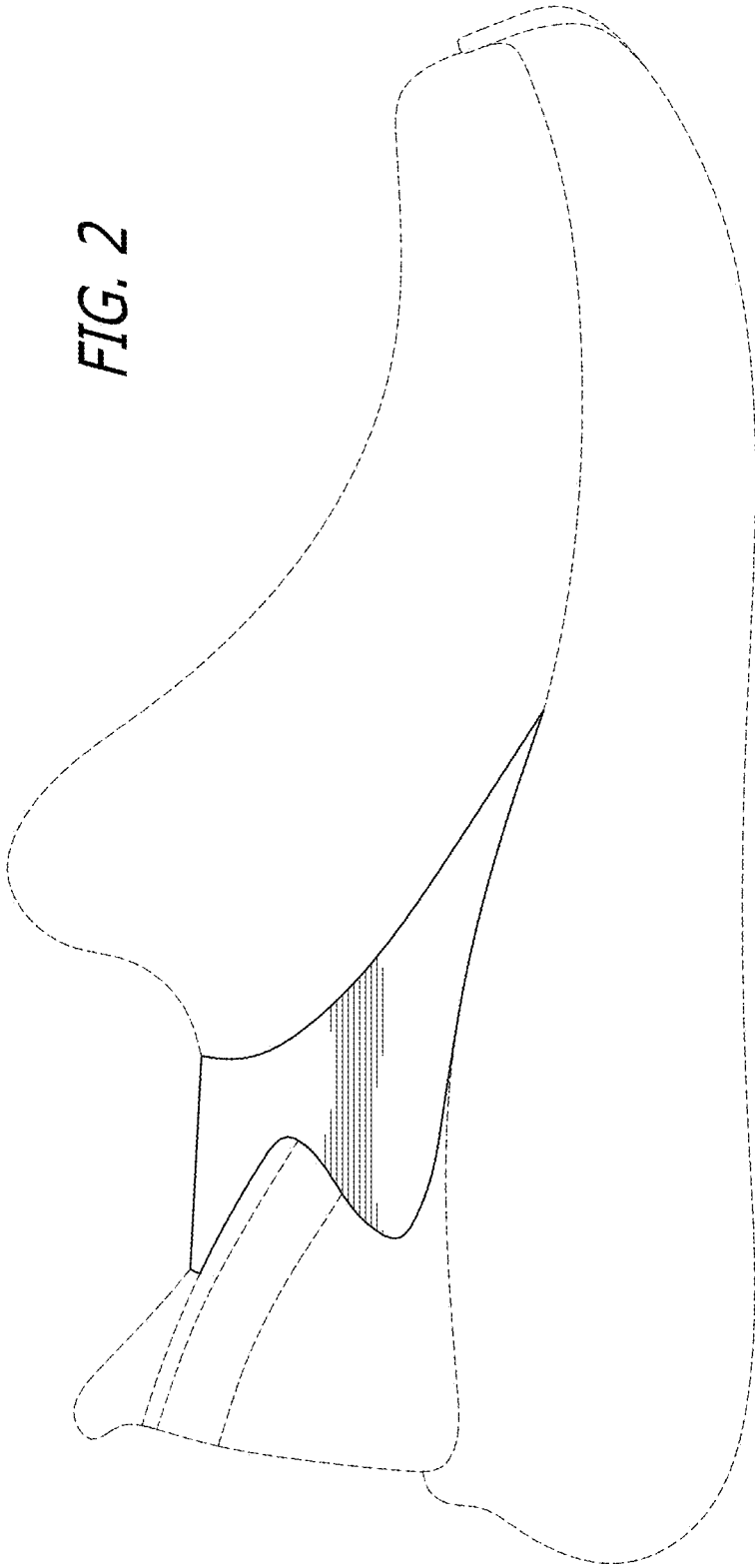


FIG. 2



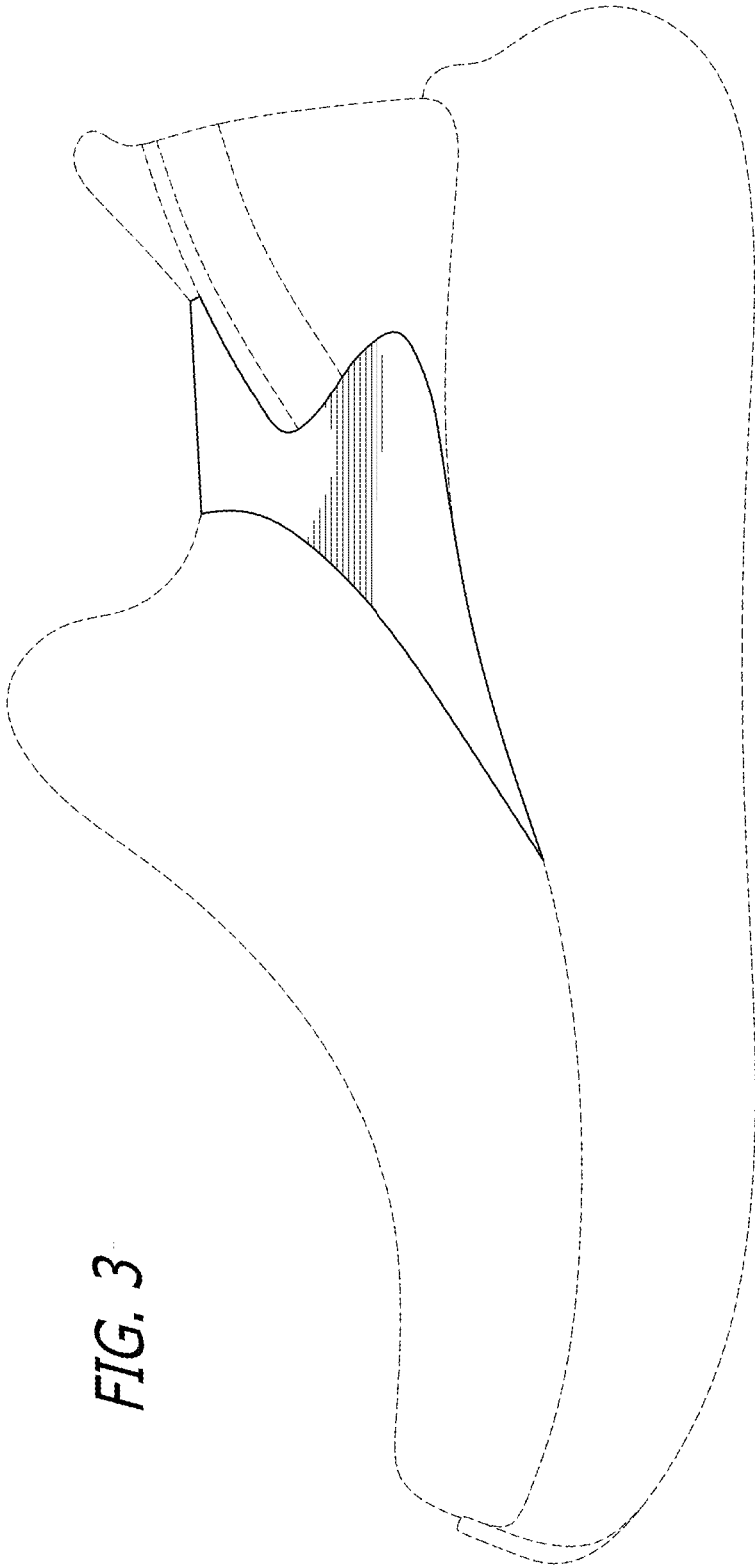


FIG. 3

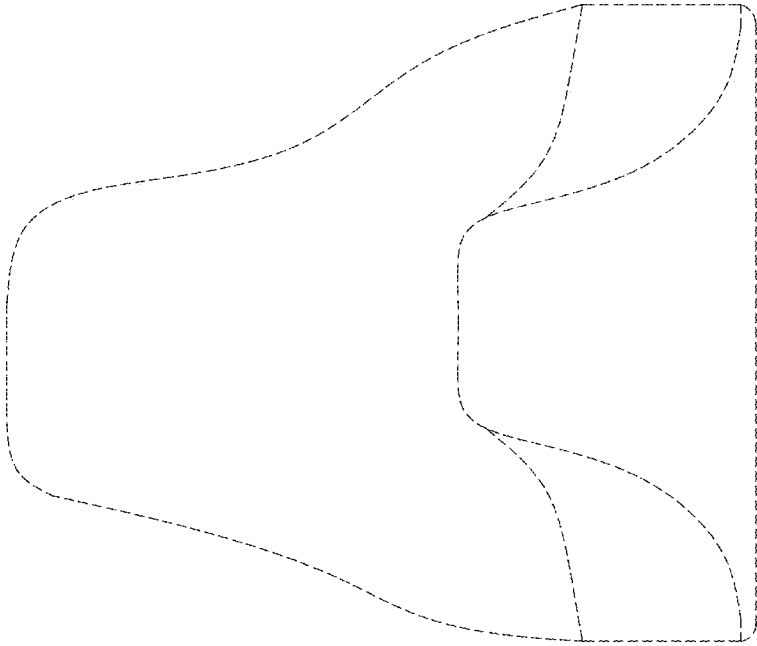


FIG. 5

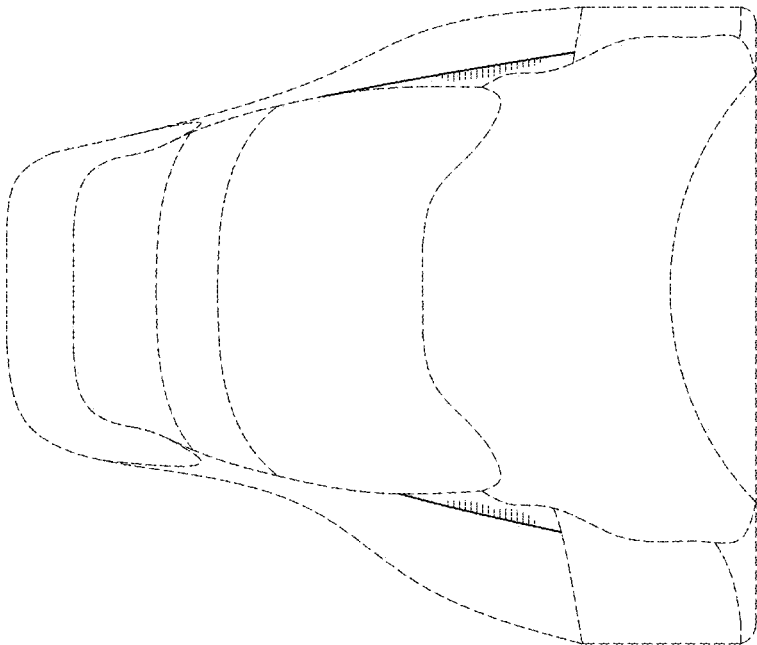


FIG. 4

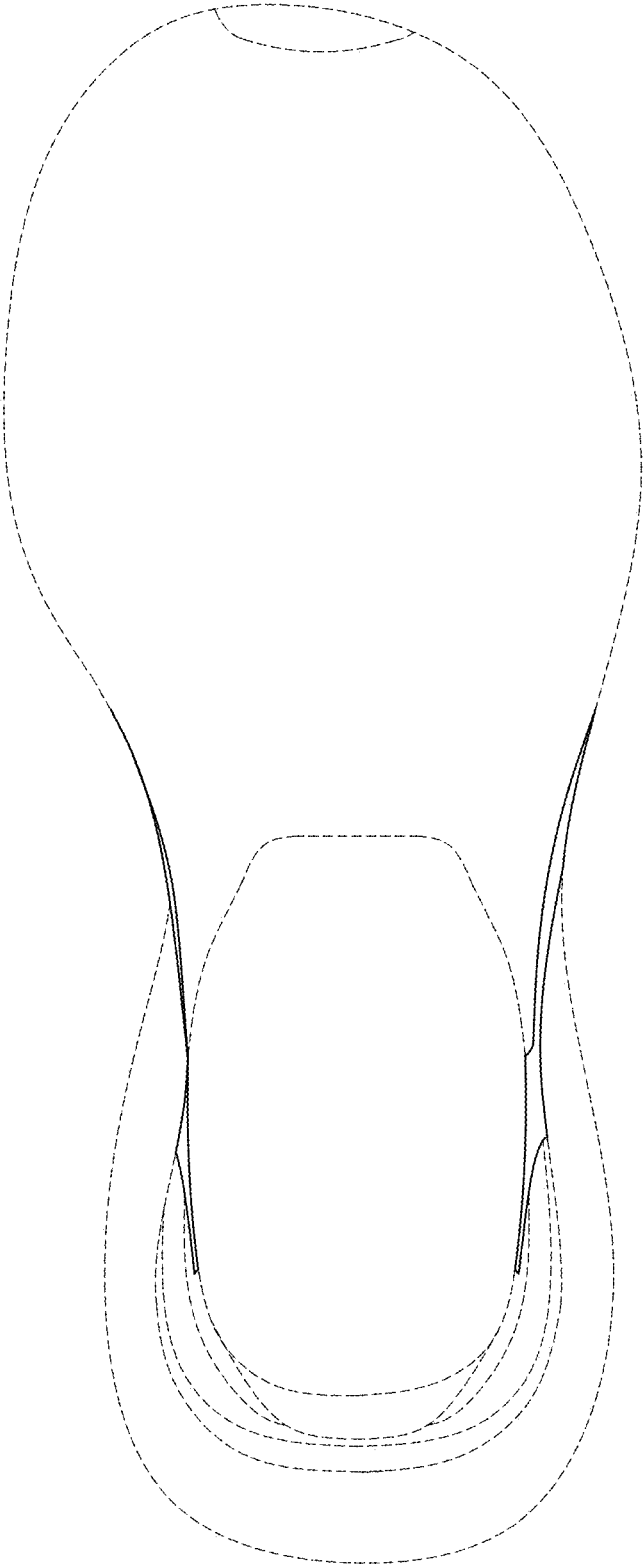


FIG. 6

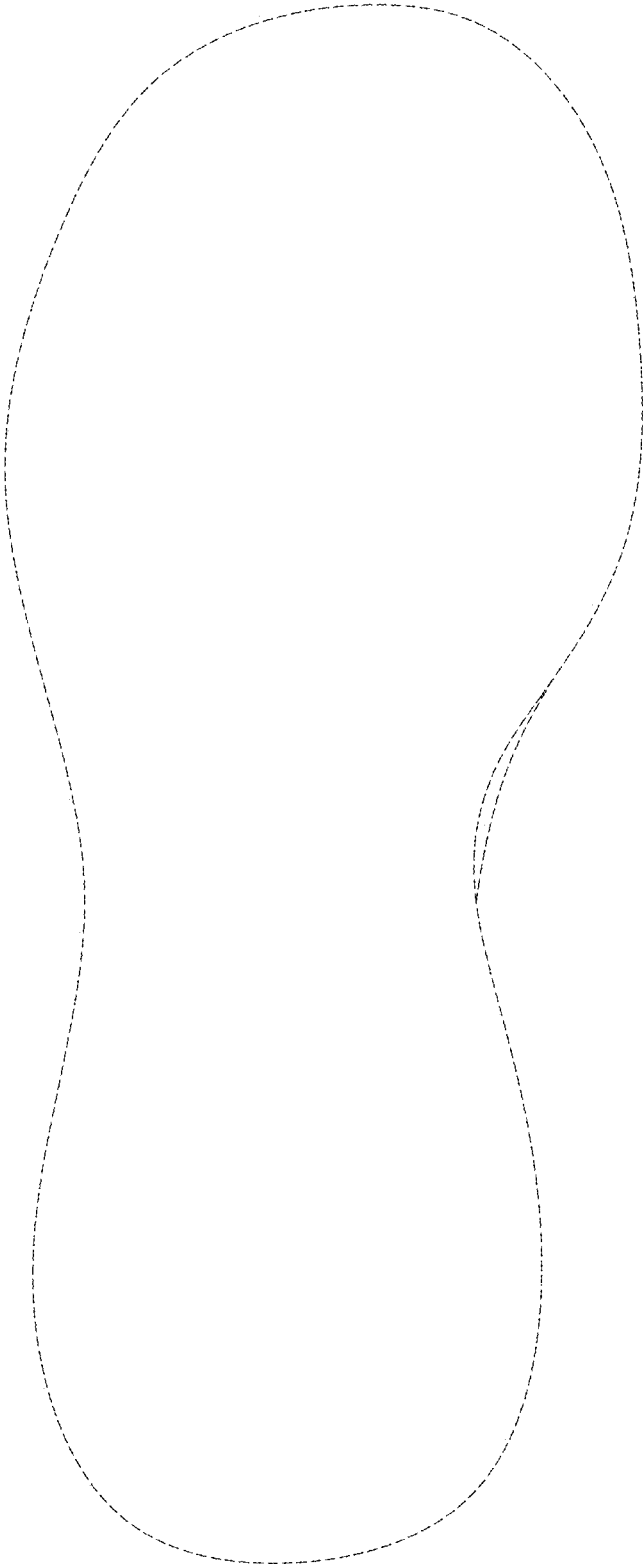


FIG. 7

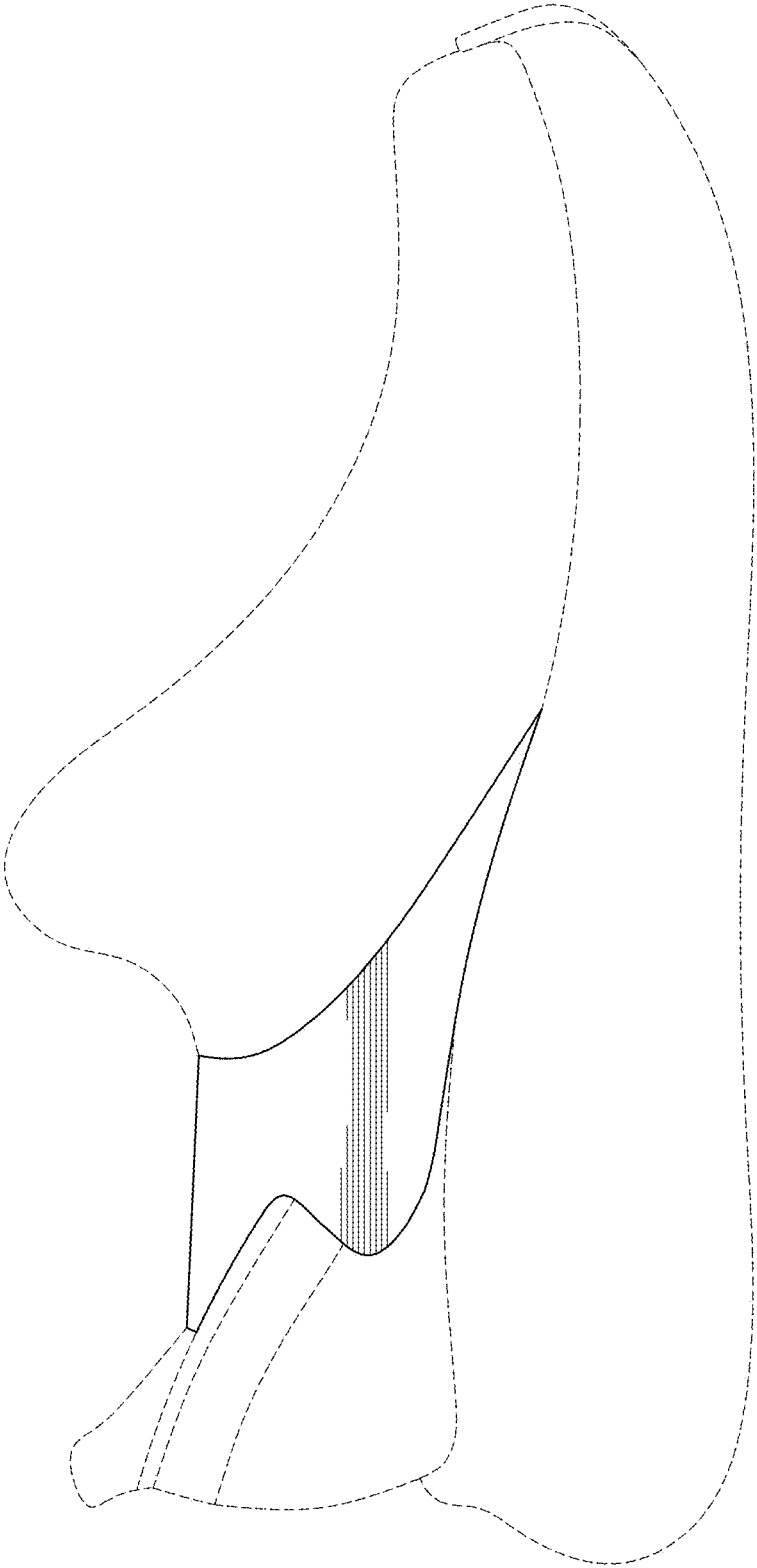


FIG. 8