



US00D495096S1

(12) **United States Design Patent**
Long

(10) **Patent No.:** **US D495,096 S**

(45) **Date of Patent:** **** Aug. 24, 2004**

(54) **AUDIO HEADBAND PADSET FOR PROTECTIVE HELMET**

(75) **Inventor:** **Richard J. Long**, Lake Ariel, PA (US)

(73) **Assignee:** **Gentex Corporation**, Carbondale, PA (US)

(**) **Term:** **14 Years**

(21) **Appl. No.:** **29/185,892**

(22) **Filed:** **Jul. 3, 2003**

(51) **LOC (7) Cl.** **09-03**

(52) **U.S. Cl.** **D29/122**

(58) **Field of Search** 29/102-107, 122;
2/410, 412-414, 421-425, 267

(56) **References Cited**

U.S. PATENT DOCUMENTS

D181,685 S	12/1957	Stuart et al.	
D186,759 S	12/1959	Crick, Jr.	
D188,368 S	7/1960	Creighton	
3,245,087 A	4/1966	Marchello	
3,849,801 A	* 11/1974	Holt et al.	2/413
3,882,547 A	* 5/1975	Morgan	2/414
D242,088 S	11/1976	Durand et al.	
4,354,284 A	* 10/1982	Gooding	2/413
D267,287 S	* 12/1982	Gooding	D29/122
4,566,137 A	* 1/1986	Gooding	2/413
5,012,533 A	* 5/1991	Raffler	2/420
5,035,009 A	* 7/1991	Wingo et al.	2/414
5,263,203 A	* 11/1993	Kraemer et al.	2/413
D361,407 S	8/1995	Ho	
D364,487 S	* 11/1995	Tutton et al.	D29/122

D402,414 S	12/1998	Smith	
5,996,126 A	* 12/1999	Barthold et al.	2/414
6,226,801 B1	* 5/2001	Alexander et al.	2/413
D449,411 S	10/2001	Largeot	
D475,486 S	* 6/2003	Ide et al.	D29/122

OTHER PUBLICATIONS

Oregon Aero, Military Helmet Liner Upgrades, www.oregonaero.com/p81_2001.html, 2001, 6 pages.

* cited by examiner

Primary Examiner—Ruth McInroy

(74) *Attorney, Agent, or Firm*—Keusey, Tutunjian & Bitetto, P.C.

(57) **CLAIM**

The ornamental design for an audio headband padset for protective helmet, as shown and described.

DESCRIPTION

FIG. 1 is a front, right, top perspective view of the audio headband padset for protective helmet showing my new design;

FIG. 2 is a front elevational view thereof;

FIG. 3 is a back elevational view thereof;

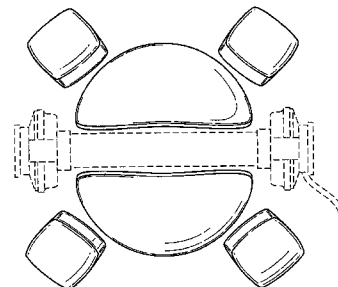
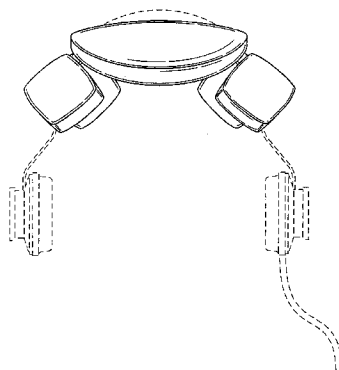
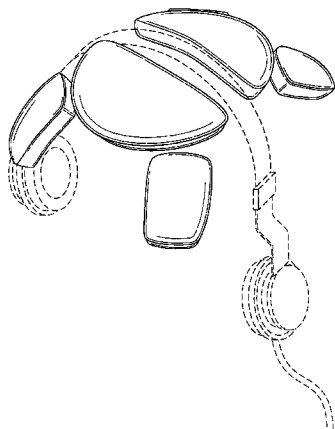
FIG. 4 is top plan view thereof;

FIG. 5 is a bottom plan view thereof; and,

FIG. 6 is a right side elevational view thereof, the left side elevational view being identical.

The dotted line presentation of the audio headband is for descriptive purposes only, and forms no part of the claimed design.

1 Claim, 6 Drawing Sheets



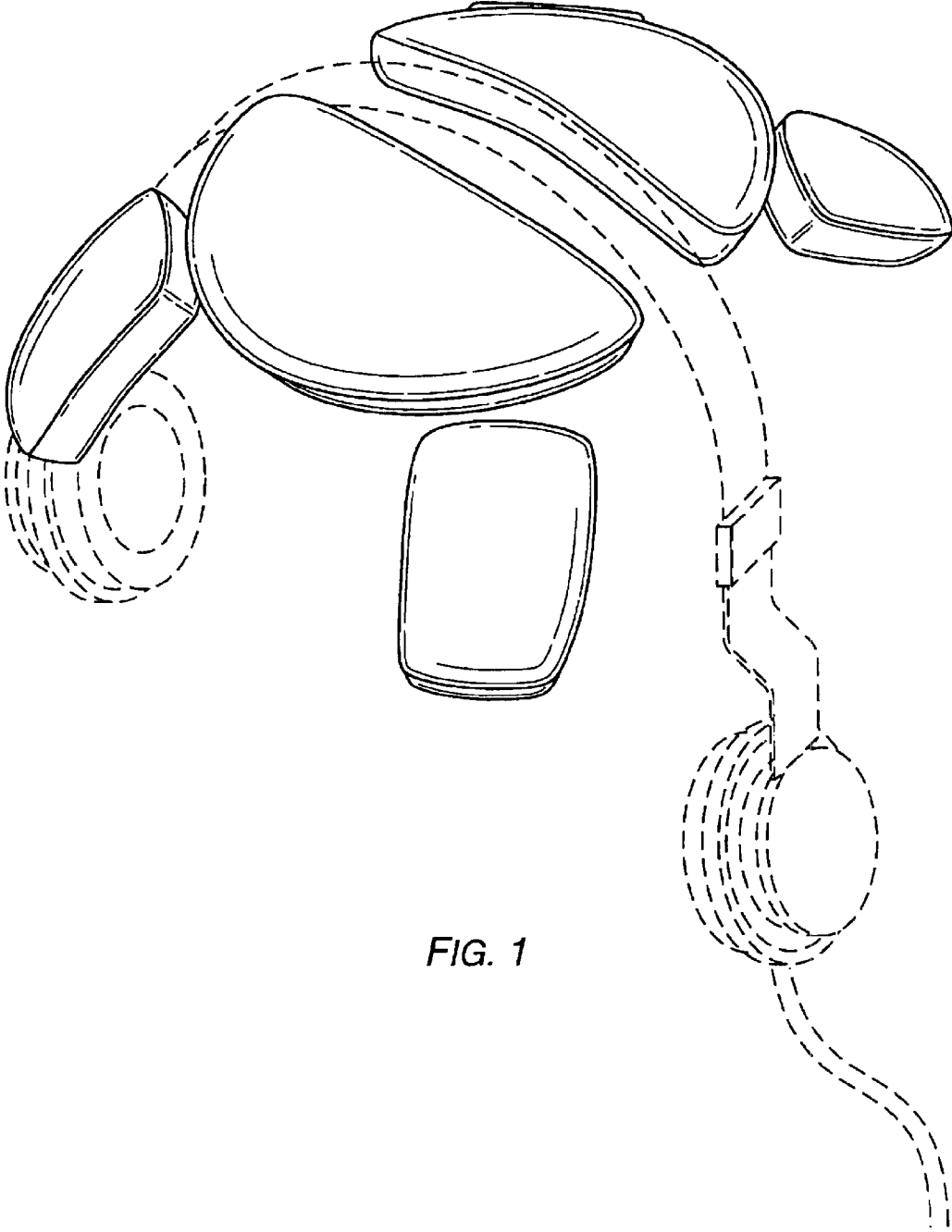


FIG. 1

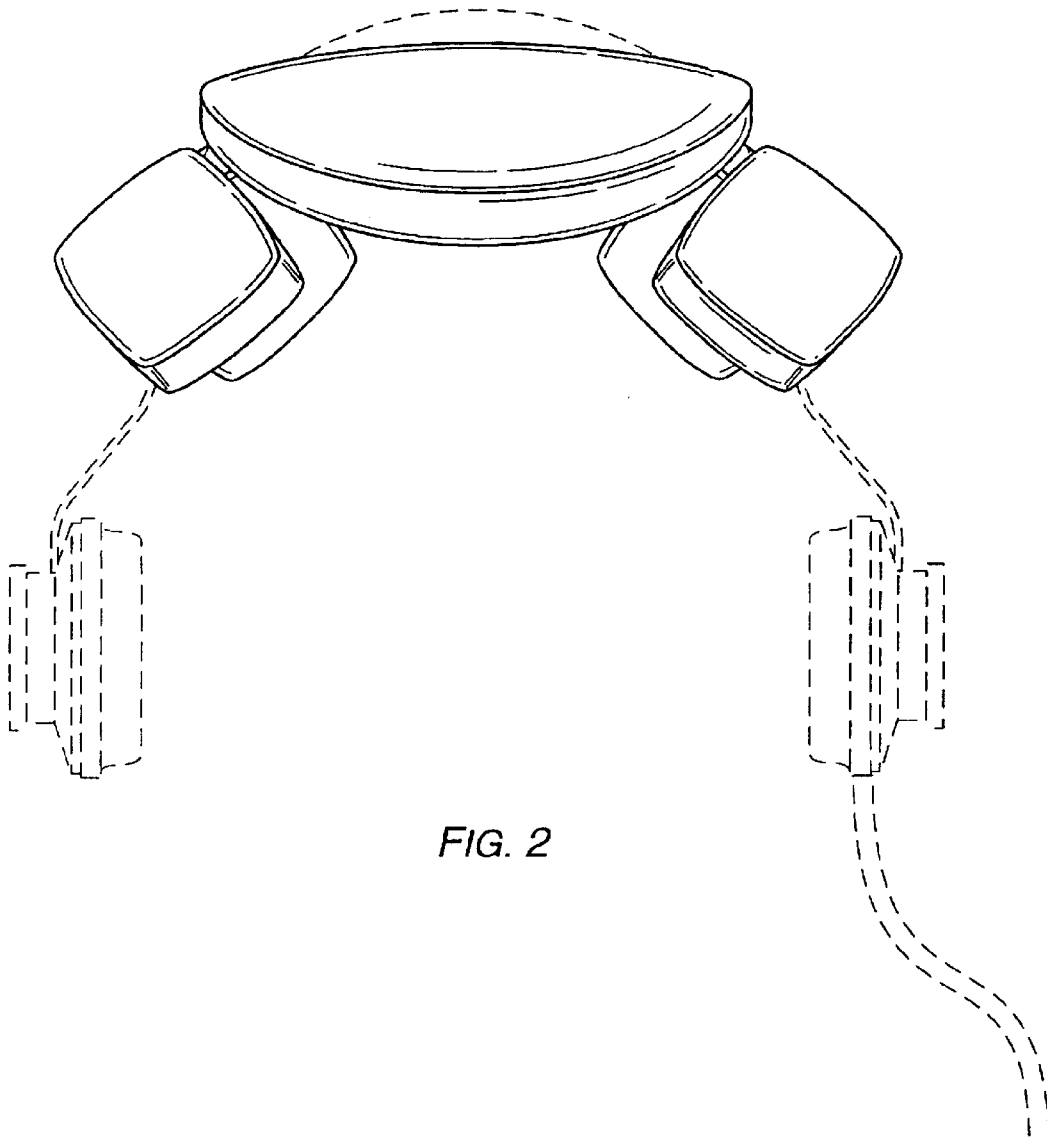


FIG. 2

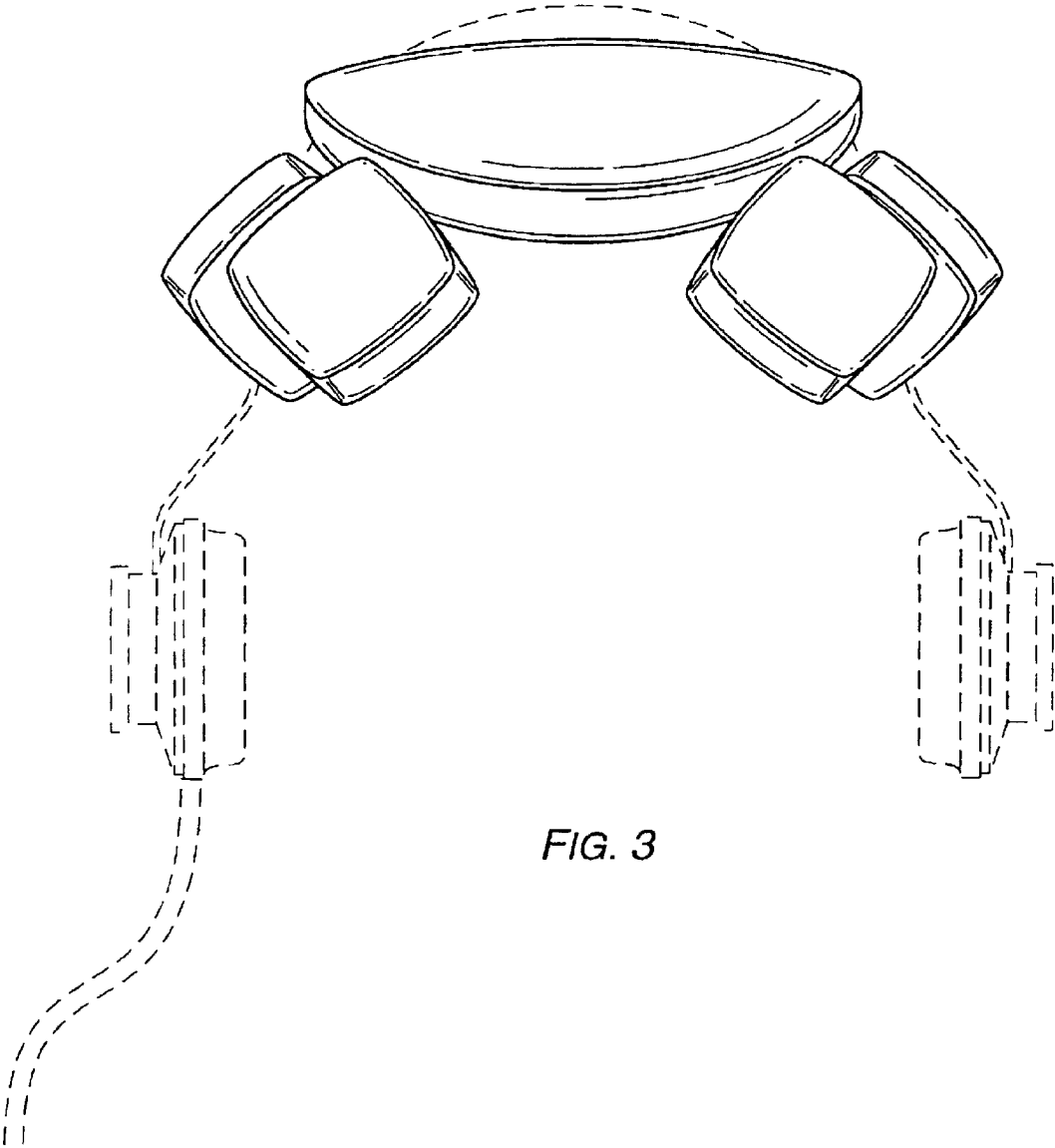


FIG. 3

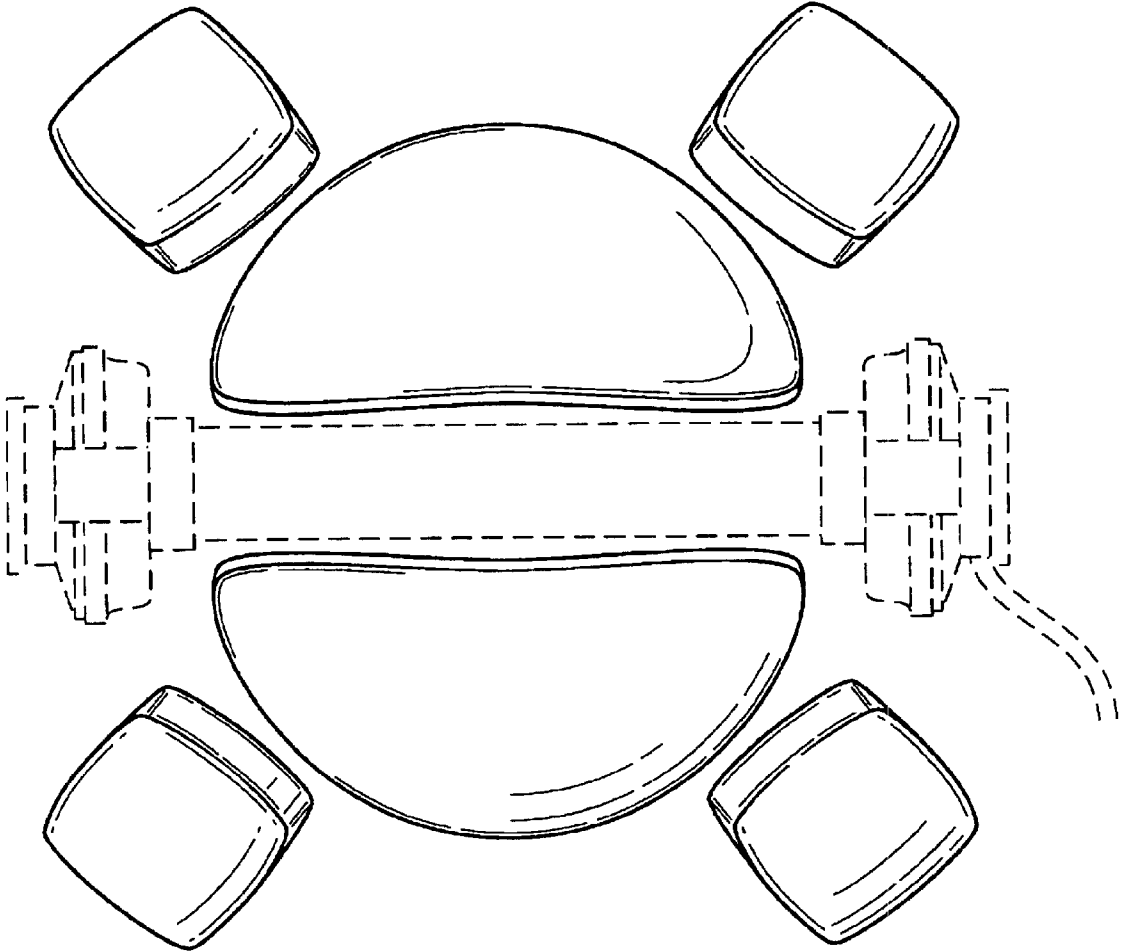


FIG. 4

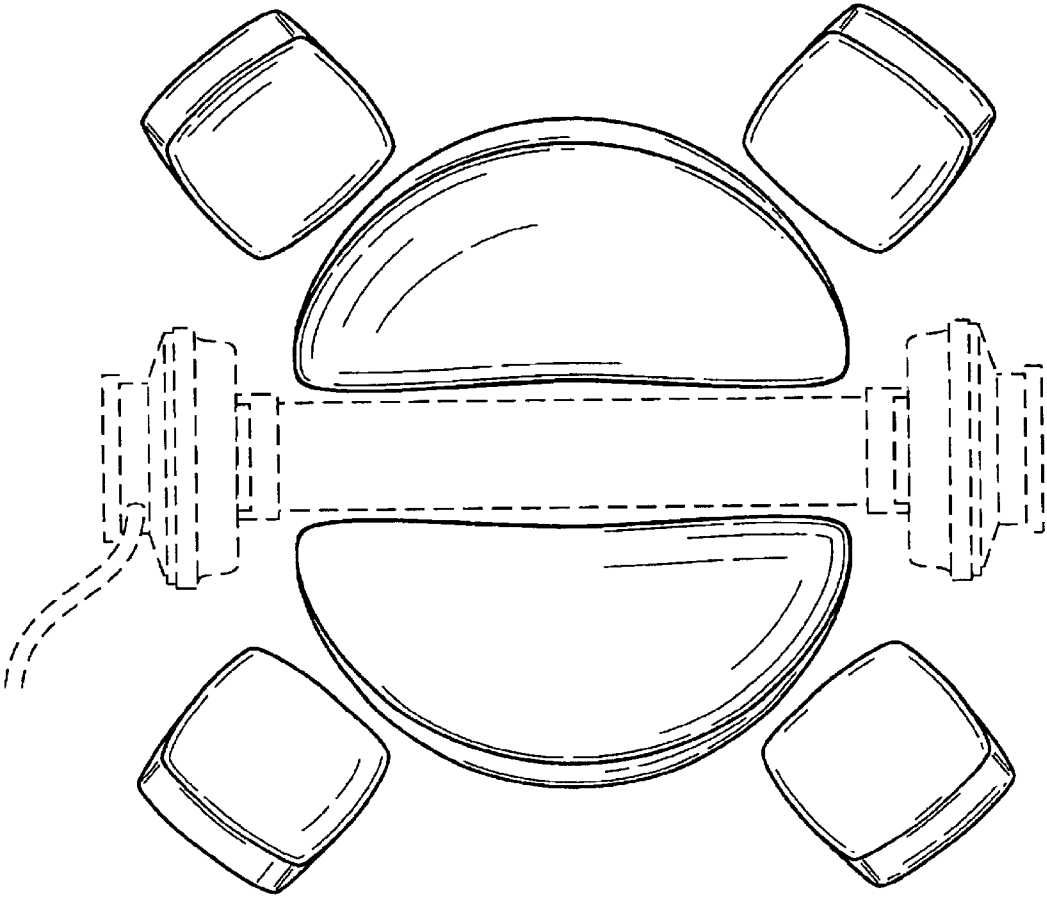


FIG. 5

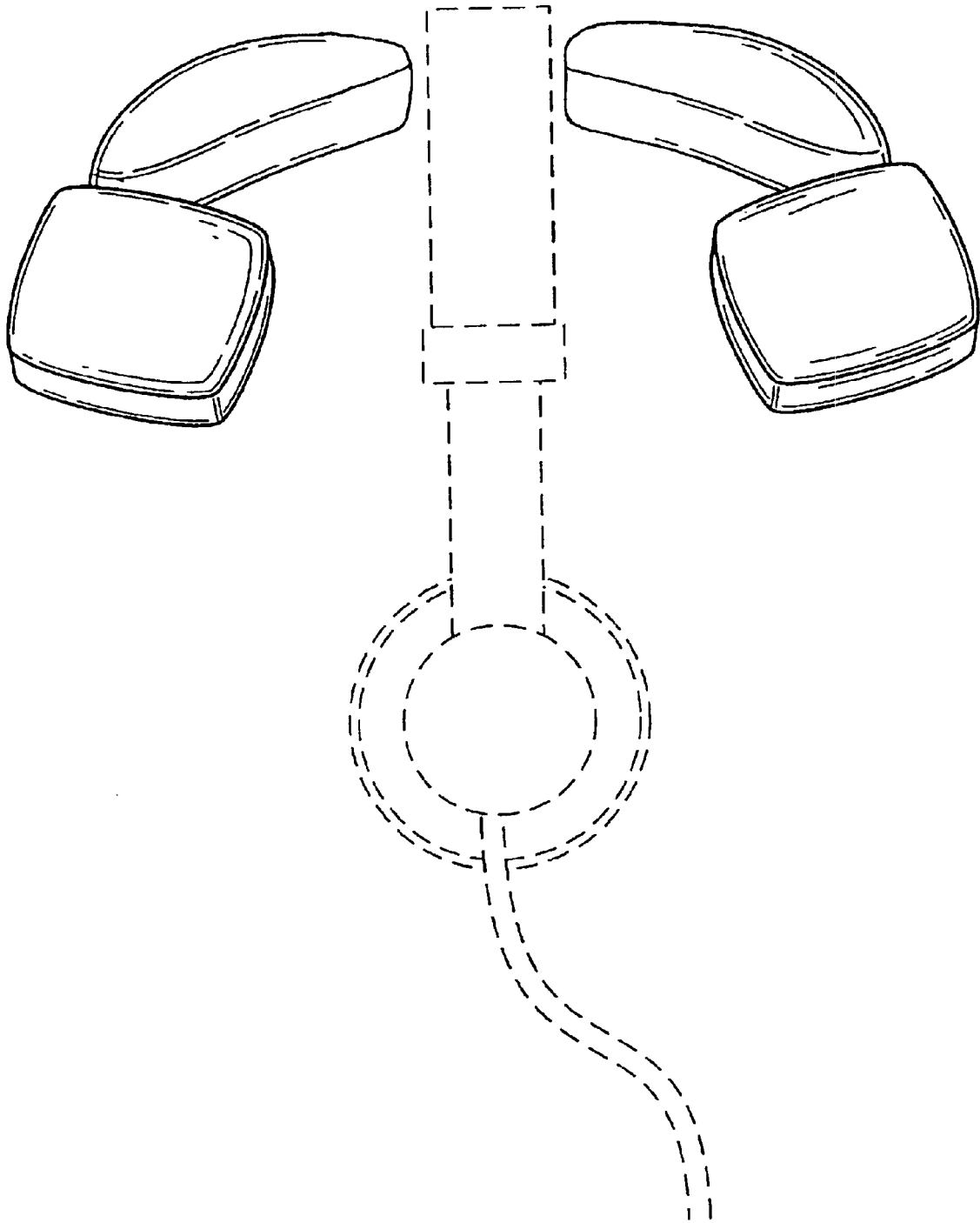


FIG. 6