

[54] **COMBINED HANDLE AND ROSETTE**

[75] **Inventor: Duane L. Mosch, Owatonna, Minn.**

[73] **Assignee: Truth Incorporated, Owatonna, Minn.**

[**] **Term: 14 Years**

[21] **Appl. No.: 19,299**

[22] **Filed: Feb. 26, 1987**

[52] **U.S. Cl. D8/308; D23/252**

[58] **Field of Search D23/233-254;
D8/300-322; 16/110-127**

[56] **References Cited**

U.S. PATENT DOCUMENTS

D. 76,827	11/1928	Smith	D23/252
D. 222,874	1/1972	Gerlach	D8/308
D. 222,875	1/1972	Gerlach	D8/308
D. 234,953	4/1975	Martin	D23/251
D. 271,560	11/1983	Valli	D8/308
D. 285,106	8/1986	Yost	D23/252
D. 290,496	6/1987	Ryan	D23/252
4,349,940	9/1982	Fleishmann et al.	D23/252 X

OTHER PUBLICATIONS

A page from an undated catalog of Marks Hardware Company.

Two pages of an undated catalog of Santile International Corporation regarding hardware of R S Schaefer. A cover page and three pages from an undated catalog of Jado.

Architectural Record, Dec. 1964, p. 214.

Schlage Lock Company catalog C75H, ©1974, pp. 14 & 15.

Baldwin Hardware Manufacturing Corp. catalog, ©1978, Items "Hyde Park", St. Louis and 5104.

Primary Examiner—James R. Largen
Attorney, Agent, or Firm—Wood, Dalton, Phillips, Mason & Rowe

[57] **CLAIM**

The ornamental design for a combined handle and rosette, as shown and described.

DESCRIPTION

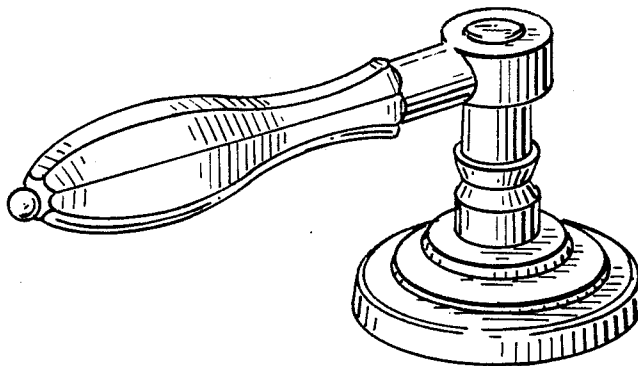
FIG. 1 is a perspective view of a combined handle and rosette showing my new design;

FIG. 2 is a top plan view thereof;

FIG. 3 is a side elevational view thereof, the opposite side being a mirror image of the side shown;

FIG. 4 is an end elevational view thereof; and

FIG. 5 is an elevational view taken from the end opposite that shown in FIG. 4.



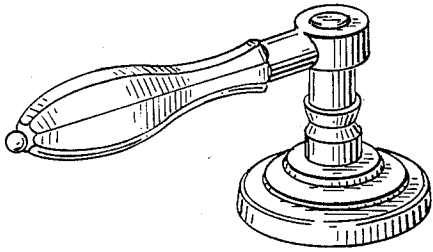


FIG. 1




FIG. 4




FIG. 5

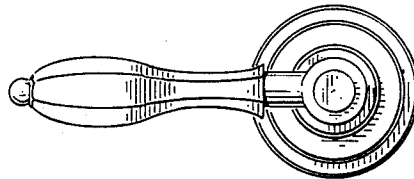


FIG. 2

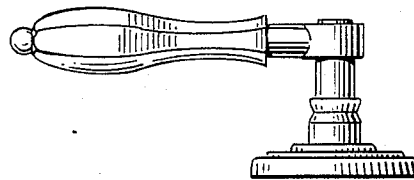


FIG. 3