



US0D1036835S

(12) **United States Design Patent**
Dean et al.

(10) **Patent No.:** **US D1,036,835 S**
(45) **Date of Patent:** **** Jul. 30, 2024**

- (54) **FOOTWEAR SOLE**
- (71) Applicant: **Wolverine Outdoors, Inc.**, Rockford, MI (US)
- (72) Inventors: **Martin W. F. Dean**, Hemel Hempstead (GB); **Naomi J. Johnson**, Zeeland, MI (US)
- (73) Assignee: **Wolverine Outdoors, Inc.**, Rockford, MI (US)
- (**) Term: **15 Years**
- (21) Appl. No.: **29/860,263**
- (22) Filed: **Nov. 17, 2022**
- (51) **LOC (14) Cl.** **02-04**
- (52) **U.S. Cl.**
USPC **D2/953; D2/951; D2/959; D2/960**
- (58) **Field of Classification Search**
USPC D2/902, 906, 908, 916, 918, 925, D2/946-962, 977
CPC A43B 13/00; A43B 13/02; A43B 13/023; A43B 13/026; A43B 13/04; A43B 13/08; A43B 13/10; A43B 13/12; A43B 13/14; A43B 13/141; A43B 13/143; A43B 13/16; A43B 13/18; A43B 13/181; A43B 13/187; A43B 13/189; A43B 13/20; A43B 13/22; A43B 13/223; A43B 13/24; A43B 13/28; A43B 13/30; A43B 13/32; A43B 13/34; A43B 13/36
See application file for complete search history.

D372,576 S	8/1996	Mills et al.	
D382,692 S *	8/1997	Carlson	D2/960
D403,144 S *	12/1998	Truelsen	D2/954
D406,691 S *	3/1999	McDowell	D2/951
D410,966 S *	6/1999	Cretinon	D2/951
D420,497 S *	2/2000	Panella	D2/947
D421,832 S	3/2000	Loveder	
D433,790 S *	11/2000	Oliver	D2/947
D440,748 S	4/2001	Morgan	
D470,297 S *	2/2003	Wilson	D2/960
D470,998 S *	3/2003	Adreliunas	D2/954
D481,526 S	11/2003	Matis et al.	
D485,423 S *	1/2004	Truelsen	D2/951
D501,708 S *	2/2005	Andrews-Kramer	D2/960
D507,399 S	7/2005	White et al.	
D516,782 S	3/2006	Robbins et al.	
D520,220 S	5/2006	Morgan et al.	
D532,190 S *	11/2006	Scheurer	D2/947
7,313,875 B2	1/2008	Morgan	
D593,290 S *	6/2009	Chen	D2/954
D600,895 S	9/2009	Morgan	

(Continued)

Primary Examiner — Jonathan J Han

(74) *Attorney, Agent, or Firm* — Warner Norcross + Judd LLP

(57) **CLAIM**

The ornamental design for a footwear sole, as shown and described.

DESCRIPTION

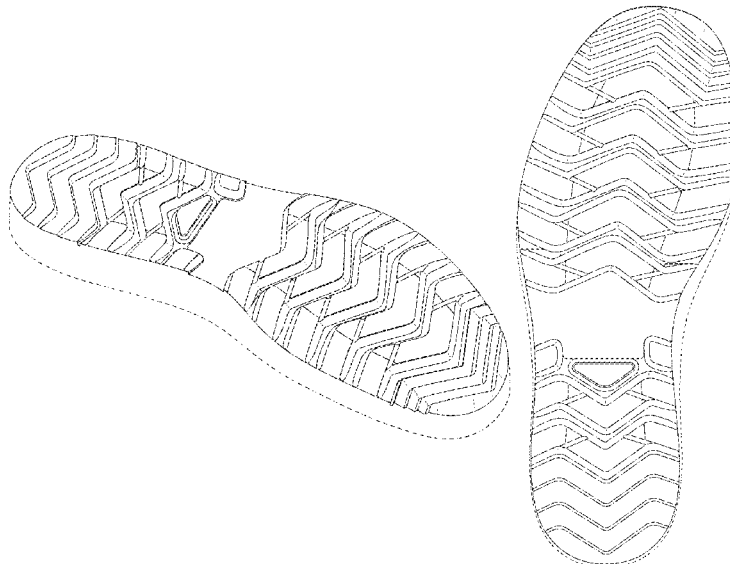
FIG. 1 is a perspective view of a footwear sole embodying the new design;
 FIG. 2 is a bottom view thereof;
 FIG. 3 is a top view thereof;
 FIG. 4 is a right side view thereof;
 FIG. 5 is a left side view thereof;
 FIG. 6 is a front view thereof; and,
 FIG. 7 is a rear view thereof.
 The figures show features in broken lines that form no part of the claimed design.

1 Claim, 7 Drawing Sheets

(56) **References Cited**

U.S. PATENT DOCUMENTS

D340,129 S	10/1993	Blissett	
D340,130 S	10/1993	Blissett	
D342,606 S *	12/1993	Cotsidas	D2/954
D368,796 S	4/1996	Fabio	



(56)

References Cited

U.S. PATENT DOCUMENTS

D655,902	S	*	3/2012	Debiase	D2/951
D688,035	S	*	8/2013	Recchi	D2/951
D702,032	S	*	4/2014	Nakano	D2/951
8,984,773	B2		3/2015	Crowley, II et al.	
D725,880	S	*	4/2015	Bramani	D2/951
D735,453	S	*	8/2015	Monroy	D2/951
D749,833	S	*	2/2016	Hansen	D2/951
D754,424	S	*	4/2016	Spring	D2/960
D756,093	S		5/2016	Mahoney	
D762,958	S	*	8/2016	Sars	D2/951
D773,155	S	*	12/2016	Moretti Polegato	D2/907
D811,705	S	*	3/2018	Hughes	D2/951
D820,568	S	*	6/2018	Bray, Jr.	D2/947
D847,478	S		5/2019	Fracassi	
D863,742	S		10/2019	Huard et al.	
D899,739	S	*	10/2020	Goldberg	D2/951
D913,648	S	*	3/2021	Dean	D2/907
D913,649	S	*	3/2021	Suh	D2/908
D913,650	S	*	3/2021	Ortega	D2/908
D923,301	S	*	6/2021	Strand	D2/947
D929,707	S	*	9/2021	Suh	D2/951
D935,153	S	*	11/2021	Cui	D2/947
D967,608	S	*	10/2022	Lin	D2/896
D974,723	S	*	1/2023	Zhang	D2/954
D993,599	S	*	8/2023	Mahoney	D2/954
D1,011,715	S	*	1/2024	Weeks	D2/951

* cited by examiner

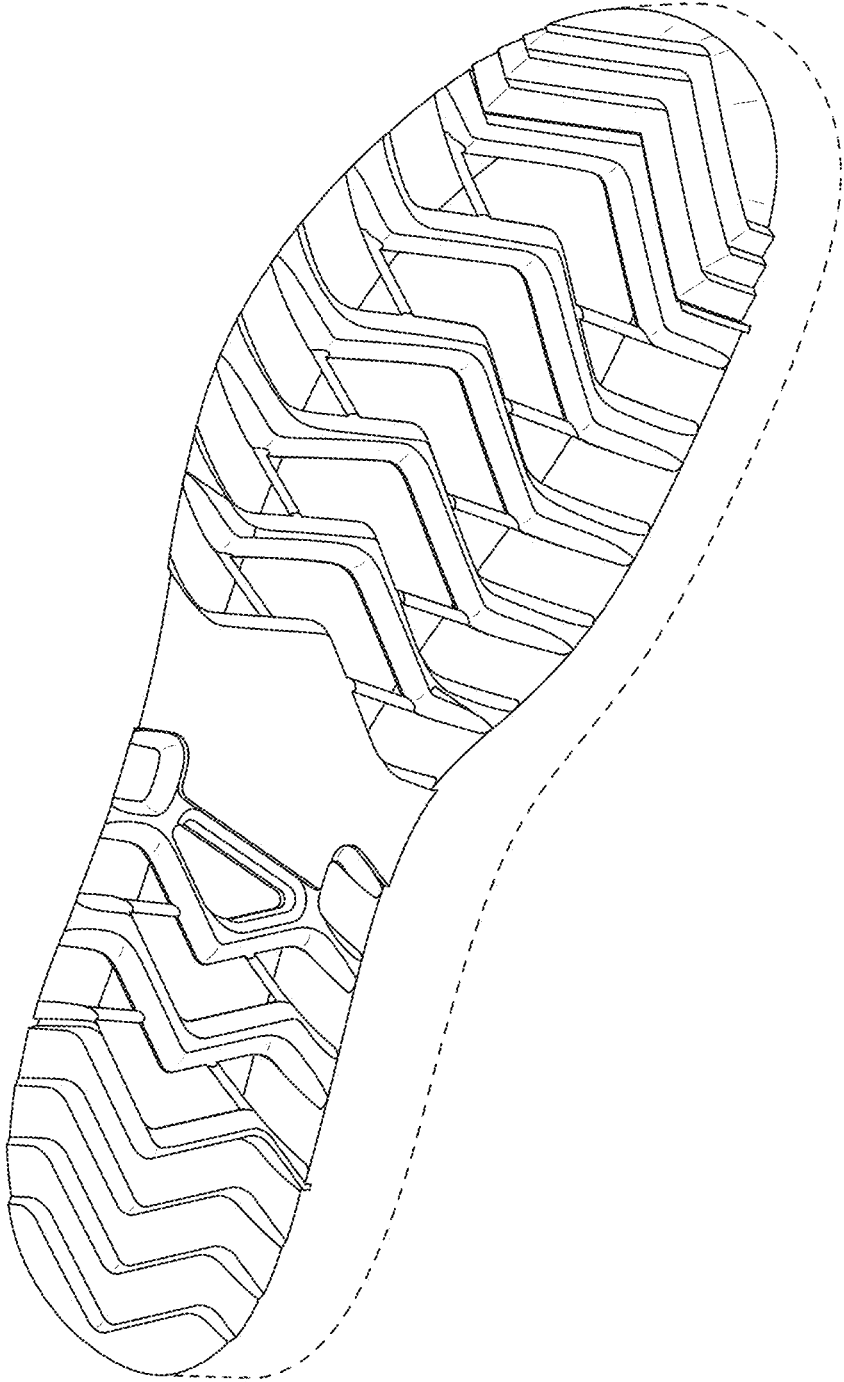


FIG. 1

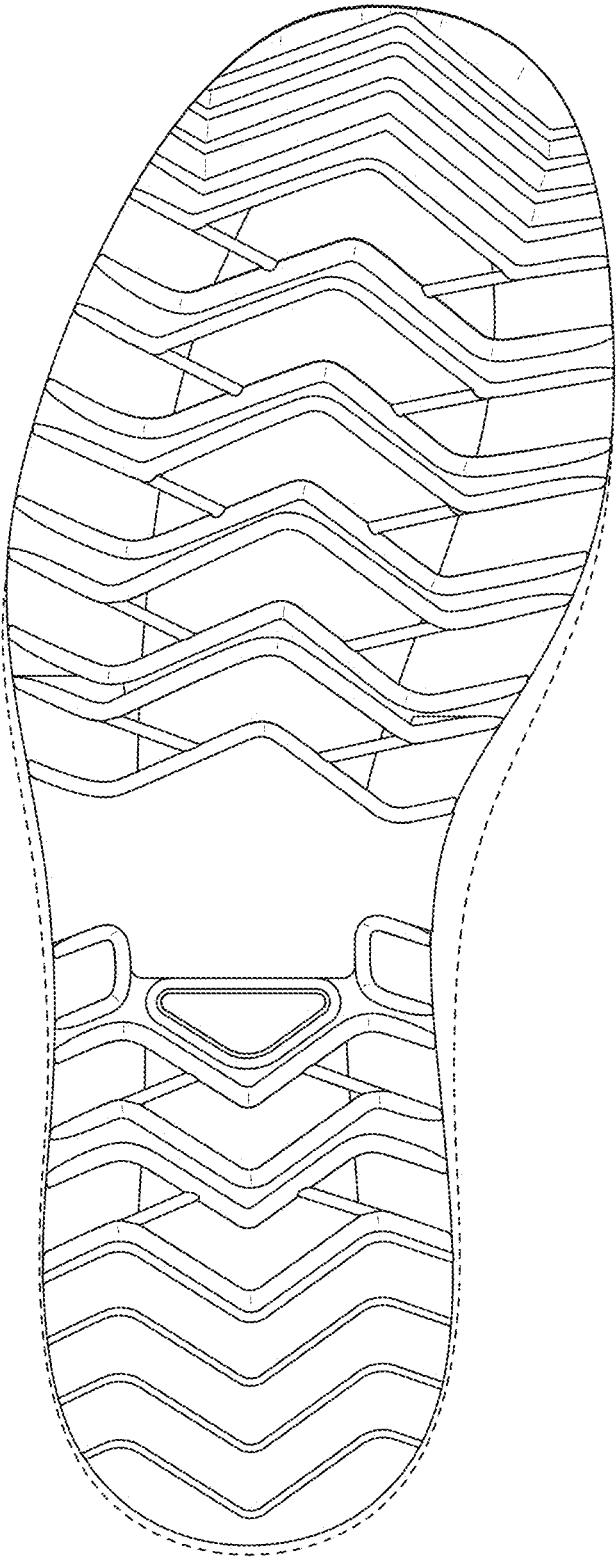


FIG. 2

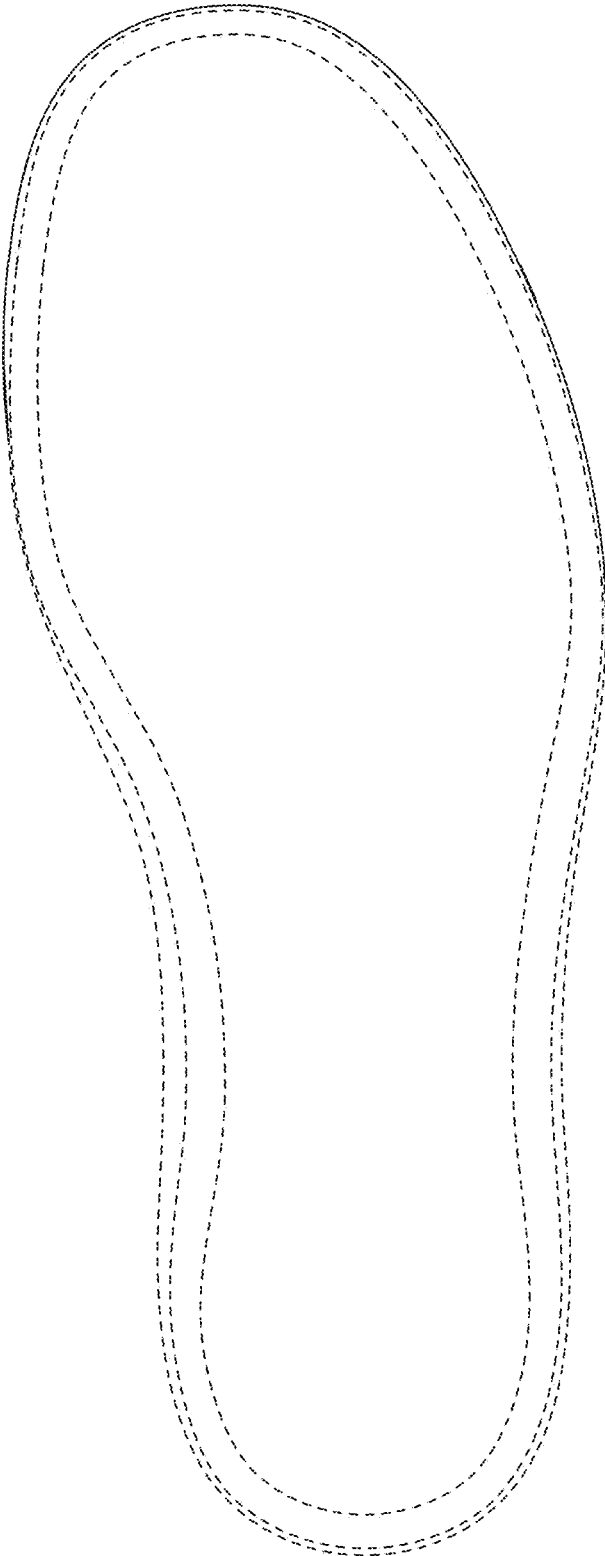


FIG. 3




FIG. 4

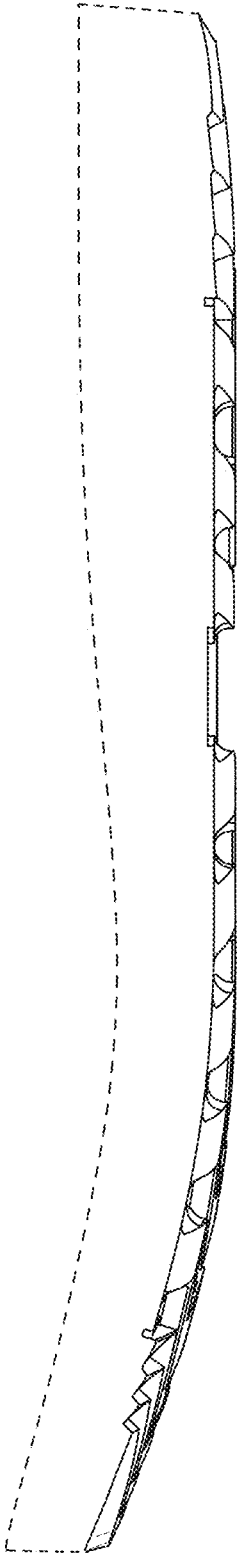


FIG. 5

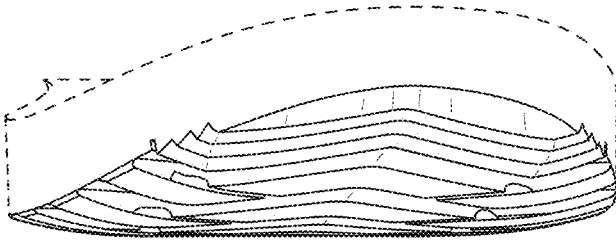


FIG. 6

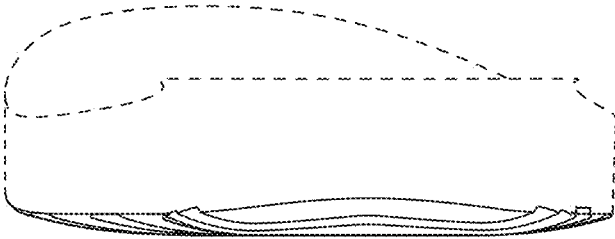


FIG. 7