



US00D530039S

(12) **United States Design Patent**
Blackman

(10) **Patent No.:** **US D530,039 S**

(45) **Date of Patent:** **** Oct. 10, 2006**

(54) **DECORATIVE LIGHTING FIXTURE**

D444,588 S * 7/2001 Lin D26/85
D485,002 S * 1/2004 Lin D26/85

(75) Inventor: **Stephen Blackman**, Buffalo Grove, IL (US)

* cited by examiner

(73) Assignee: **American Fluorescent Corporation**, Waukegan, IL (US)

Primary Examiner—Clare E Heflin
(74) *Attorney, Agent, or Firm*—Gerald M. Newman

(**) Term: **14 Years**

(57) **CLAIM**

The ornamental design for a decorative lighting fixture, as shown and described.

(21) Appl. No.: **29/218,884**

(22) Filed: **Dec. 9, 2004**

DESCRIPTION

(51) **LOC (8) Cl.** **26-03**

FIG. 1 is a perspective view of a decorative lighting fixture embodying my new design.

(52) **U.S. Cl.** **D26/85**

FIG. 2 is a right elevational view of the design shown in FIG. 1.

(58) **Field of Classification Search** D26/72,
D26/86, 88, 89, 90; 362/147, 432, 404–408
See application file for complete search history.

FIG. 3 is a front elevational view of the design shown in FIG. 1.

FIG. 4 is a top plan view of the design shown in FIG. 1.

FIG. 5 is a left elevational view of the design shown in FIG. 1.

FIG. 6 is a back elevational view of the design shown in FIG. 1; and,

FIG. 7 is a bottom plan view of the design shown in FIG. 1.

(56) **References Cited**

U.S. PATENT DOCUMENTS

D97,996 S	*	12/1935	Glatthar et al.	D26/86
D110,505 S	*	7/1938	Stewart	D26/86
D132,865 S	*	6/1942	Drollinger	D26/88
D397,482 S	*	8/1998	Binsukor	D26/85
D400,278 S	*	10/1998	Binsukor	D26/67

1 Claim, 3 Drawing Sheets

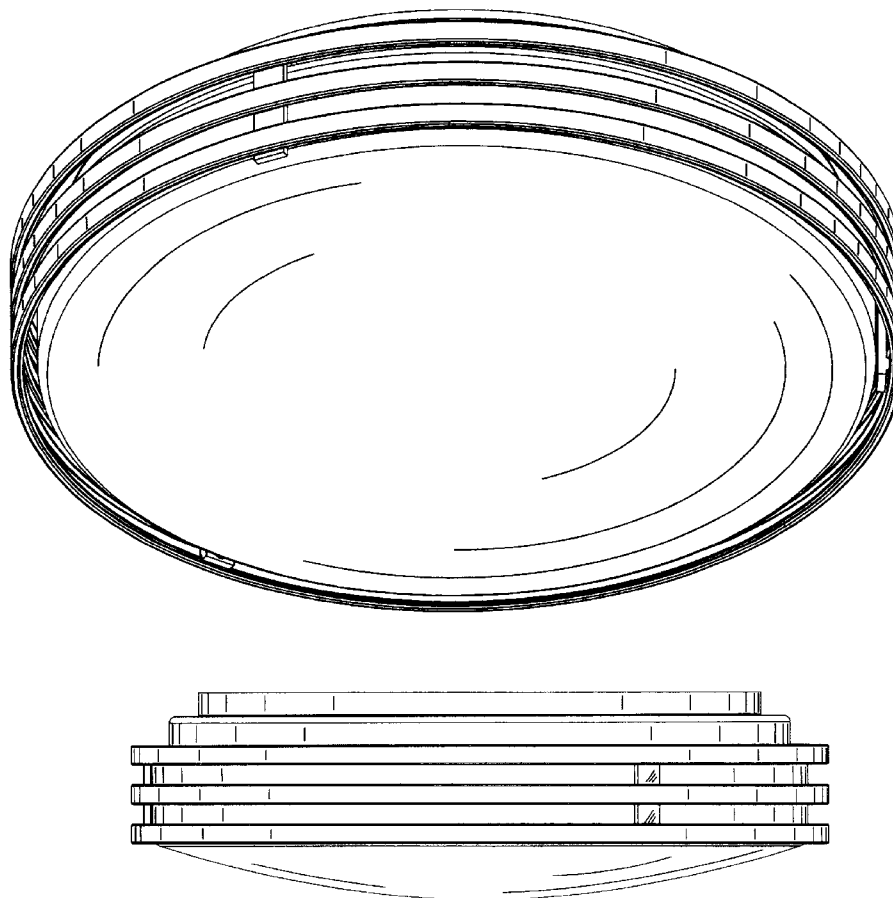
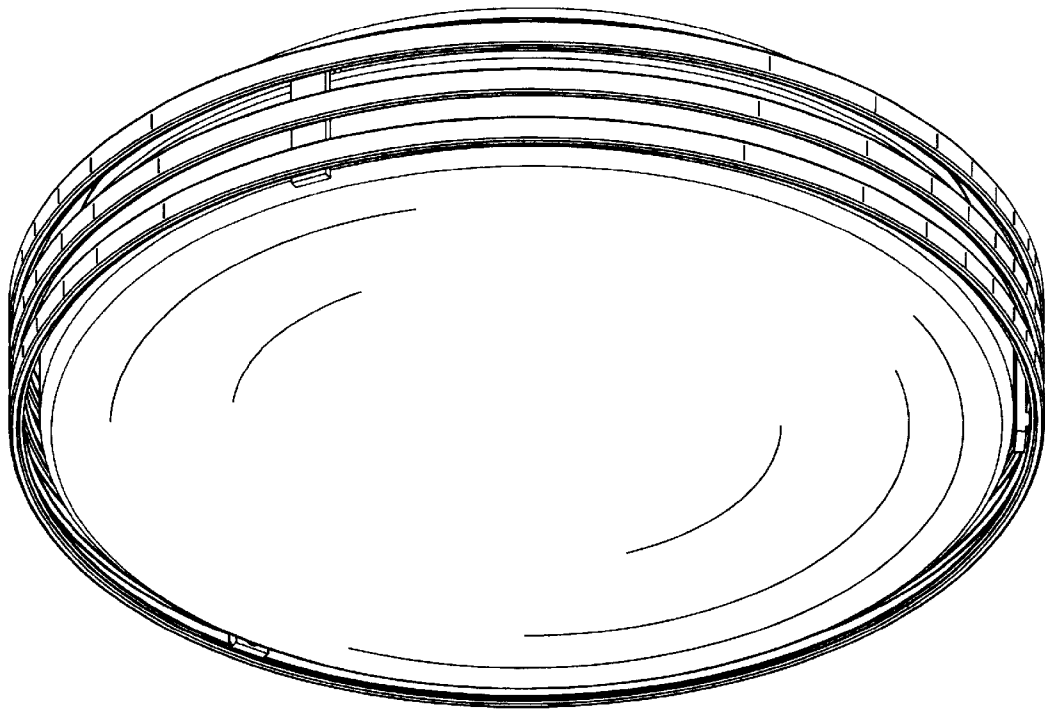


FIG. 1






FIG. 2

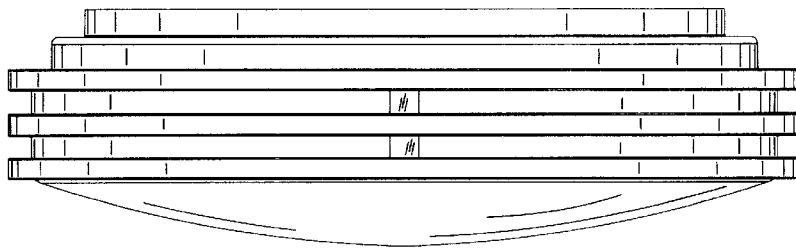


FIG. 3

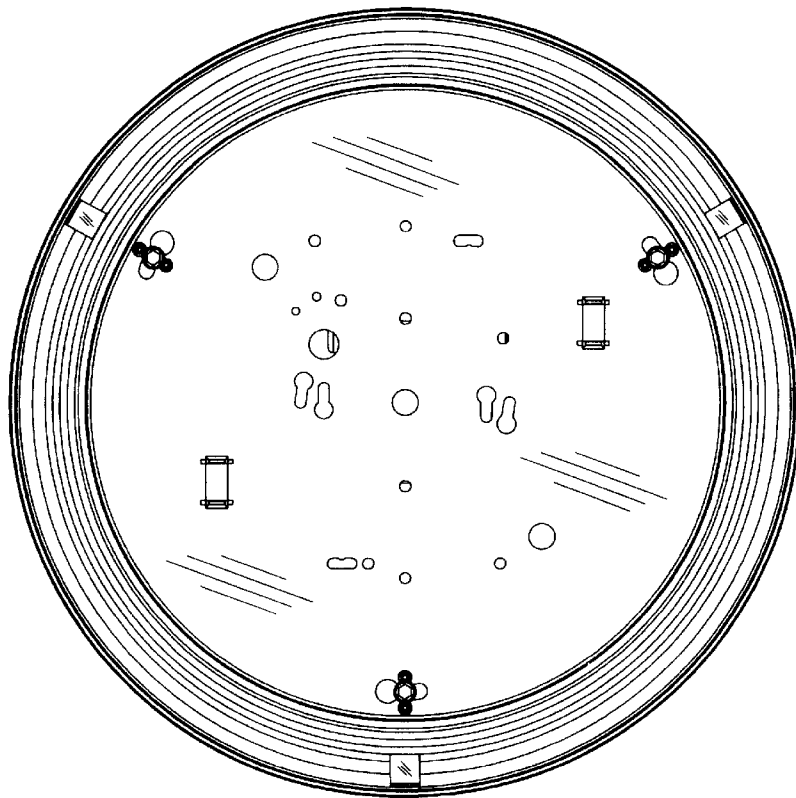


FIG. 4




FIG. 5




FIG. 6

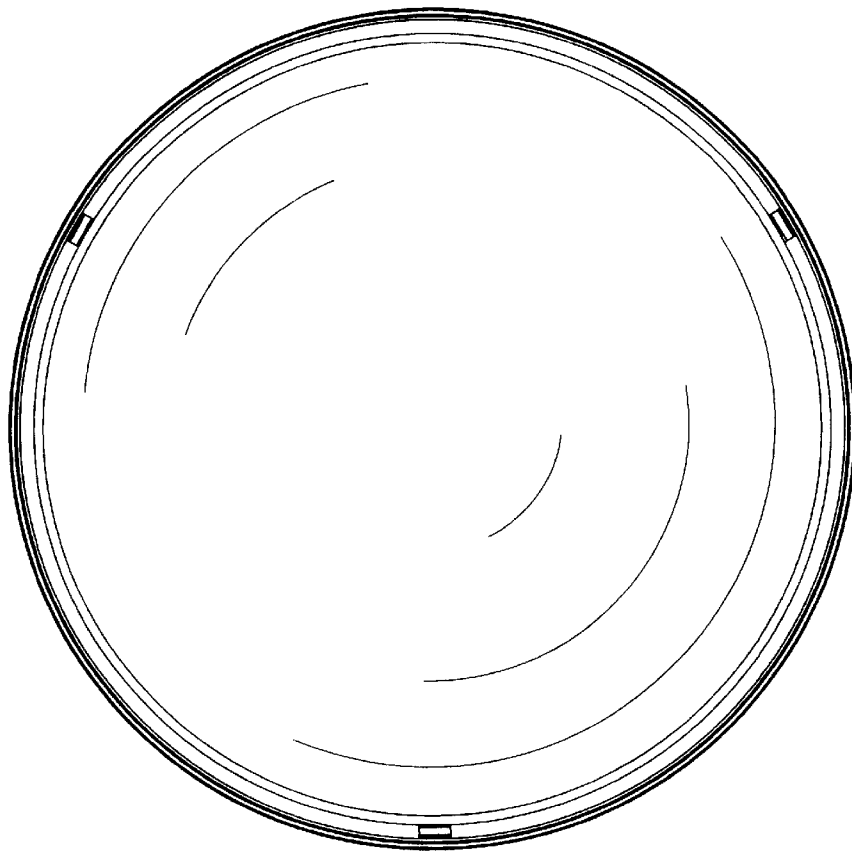


FIG. 7