



US00D722115S

(12) **United States Design Patent**
Wajs, Jr.

(10) **Patent No.:** **US D722,115 S**

(45) **Date of Patent:** **** Feb. 3, 2015**

(54) **SHIRT-SHAPED BOTTLE TAG**

(71) Applicant: **James Wajs, Jr.**, Spring Grove, IL (US)

(72) Inventor: **James Wajs, Jr.**, Spring Grove, IL (US)

(**) Term: **14 Years**

(21) Appl. No.: **29/492,335**

(22) Filed: **May 30, 2014**

Related U.S. Application Data

(63) Continuation of application No. 29/459,205, filed on Jun. 27, 2013, now Pat. No. Des. 706,871.

(51) **LOC (10) Cl.** **19-08**

(52) **U.S. Cl.**
USPC **D20/23**

(58) **Field of Classification Search**
CPC G09F 3/00; G09F 3/04; G09F 3/08;
G09F 3/14; G09F 3/16; G09F 3/20; G09F
2003/00; G09F 2003/0254; G09F 2003/0264;
G09F 2003/0266; A44C 3/001; A45C 13/42;
A47G 25/00
USPC D20/10, 19, 22-29, 40, 42, 99; 40/6,
40/27, 299.01, 625, 626, 628, 631, 655,
40/661, 661.02, 661.04, 661.06, 661.08,
40/664, 671-973; D10/106.9; 283/56, 71,
283/81; 223/54, 66, 68; 227/669

See application file for complete search history.

(56) **References Cited**

U.S. PATENT DOCUMENTS

1,275,226	A *	8/1918	Clulee	40/666
2,169,552	A *	8/1939	Bellin	223/68
2,707,284	A *	5/1955	Artzt	2/114
D403,707	S *	1/1999	Wyatt et al.	D20/29
6,840,420	B1 *	1/2005	Hudson	224/669
D514,683	S *	2/2006	Green et al.	D23/366
D525,521	S *	7/2006	Bruns	D9/631
D536,776	S *	2/2007	Virani	D23/367
D537,158	S *	2/2007	Virani	D23/367
D543,213	S *	5/2007	Virani	D14/458
D685,853	S *	7/2013	Wajs, Jr.	D20/23
D706,871	S *	6/2014	Wajs, Jr.	D20/23

* cited by examiner

Primary Examiner — Mary Ann Calabrese
(74) *Attorney, Agent, or Firm* — Scherrer Patent & Trademark Law, P.C.; Stephen T. Scherrer; Monique A. Morneault

(57) **CLAIM**

The ornamental design for a shirt-shaped bottle tag, as shown and described.

DESCRIPTION

FIG. 1 is a front view of the new design of the present invention;
FIG. 2 is a rear view of the new design of FIG. 1;
FIG. 3 is a right side view of the new design of FIG. 1;
FIG. 4 is a left side view of the new design of FIG. 1;
FIG. 5 is a top side view of the new design of FIG. 1;
FIG. 6 is a bottom side view of the new design of FIG. 1; and,
FIG. 7 is a perspective view of the new design of FIG. 1.
In the drawings, the broken lines illustrate environment and form no part of the claimed design.

1 Claim, 2 Drawing Sheets

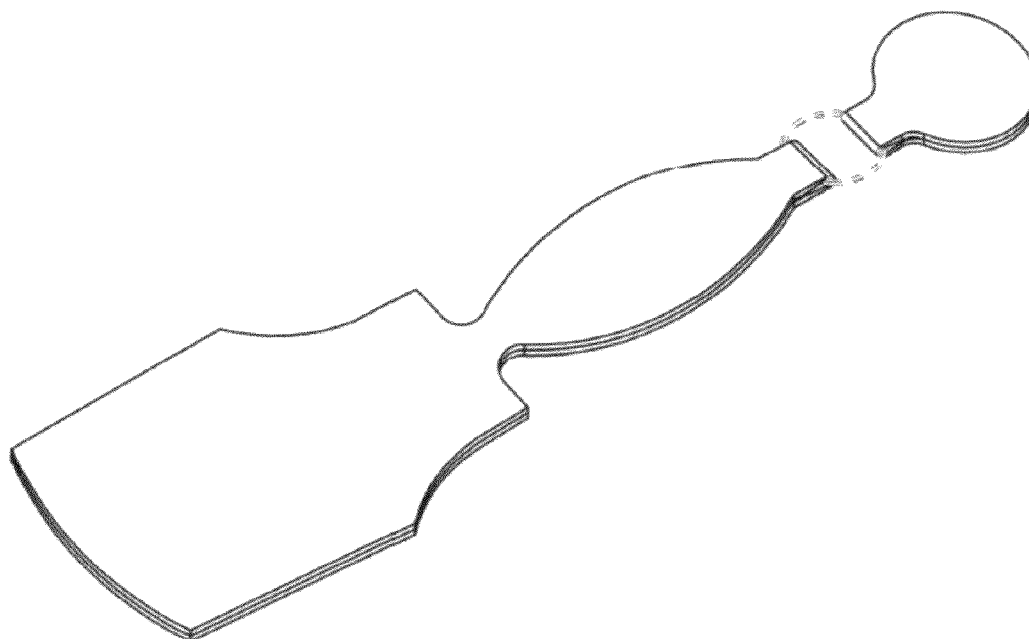




FIGURE 5




FIGURE 4

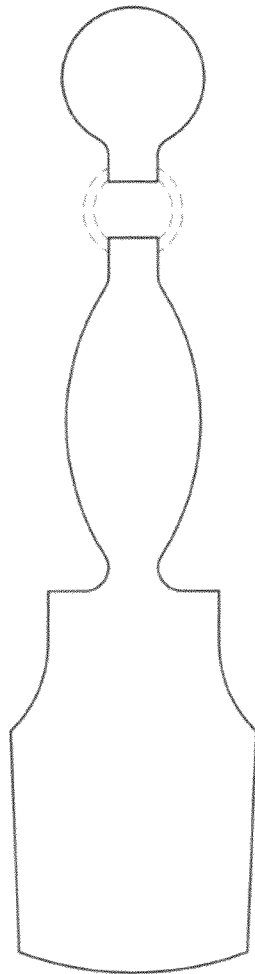


FIGURE 1



FIGURE 3



FIGURE 6

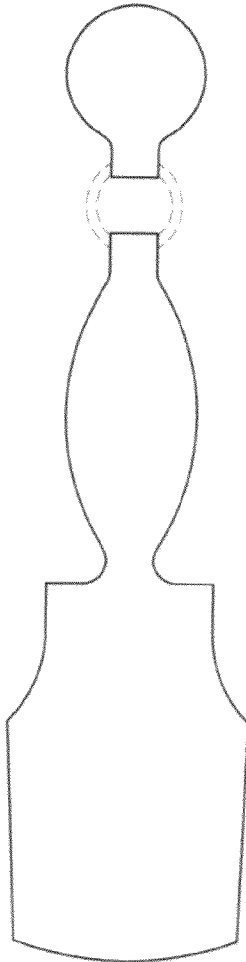


FIGURE 2

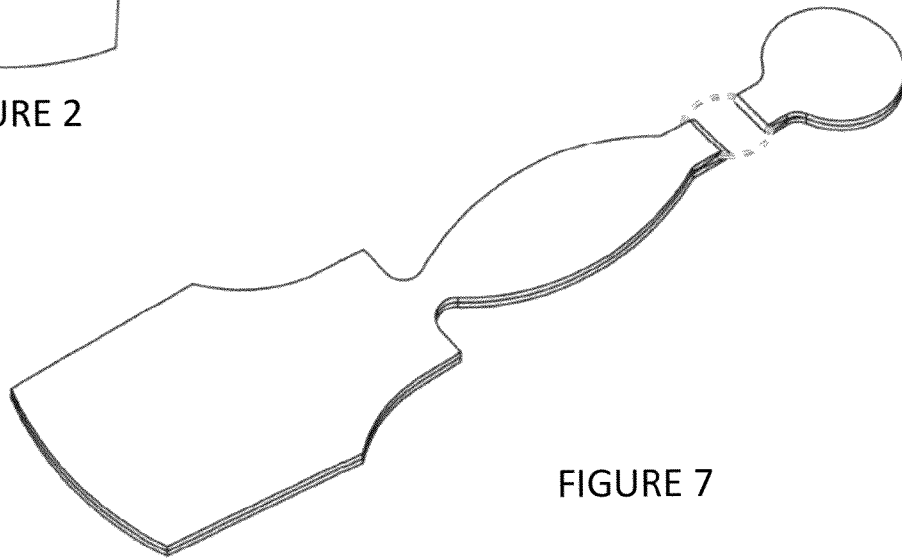


FIGURE 7