



US00D471001S

(12) **United States Design Patent**
Beck

(10) **Patent No.:** **US D471,001 S**

(45) **Date of Patent:** **** Mar. 4, 2003**

(54) **SHOE INSOLE**

(76) **Inventor:** **Hermann Beck**, Schmittenstrasse 20 B,
A-6912, Hörbrantz (AT)

(**) **Term:** **14 Years**

(21) **Appl. No.:** **29/136,570**

(22) **Filed:** **Feb. 5, 2001**

(30) **Foreign Application Priority Data**

Aug. 4, 2000 (DE) 4 00 07 535

(51) **LOC (7) Cl.** **02-04**

(52) **U.S. Cl.** **D2/961**

(58) **Field of Search** D2/961, 964, 968,
D2/946-960; D28/5, 6; 36/34 R, 44, 43,
140, 145, 154; D24/171

(56) **References Cited**

U.S. PATENT DOCUMENTS

4,823,799 A * 4/1989 Robbins 36/44
D305,954 S * 2/1990 Kin D2/961

D336,977 S * 7/1993 Sensi D2/961
6,138,383 A * 10/2000 Steinke et al. 36/44

* cited by examiner

Primary Examiner—Louis S. Zarfes

Assistant Examiner—Gregory Andoll

(74) *Attorney, Agent, or Firm*—Finnegan, Henderson,
Farabow, Garrett & Dunner, L.L.P.

(57) **CLAIM**

The ornamental design for a shoe insole, as shown and described.

DESCRIPTION

FIG. 1 is a top view of the shoe insole of my design;
FIG. 2 is an enlarged view thereof; and,
FIG. 3 is a cross-section view taken along line 3—3 of FIG. 2.

The broken lines in the Figures are for illustrative purposes only and form no part of the claimed design.

1 Claim, 3 Drawing Sheets

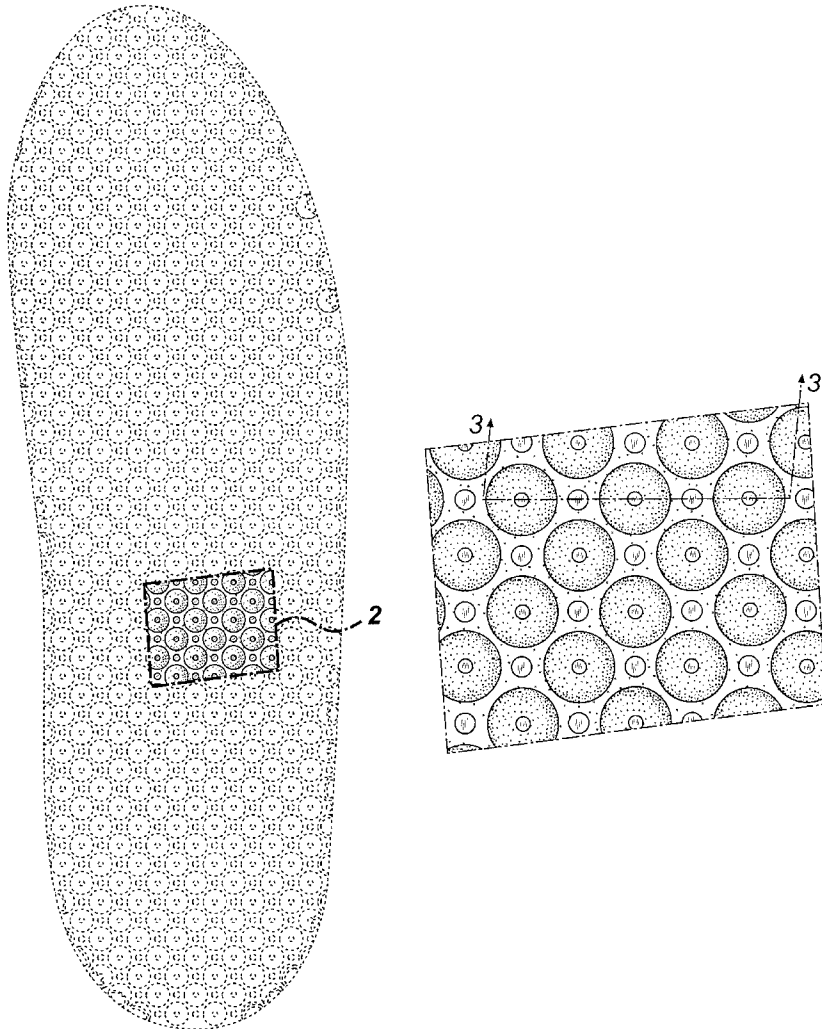
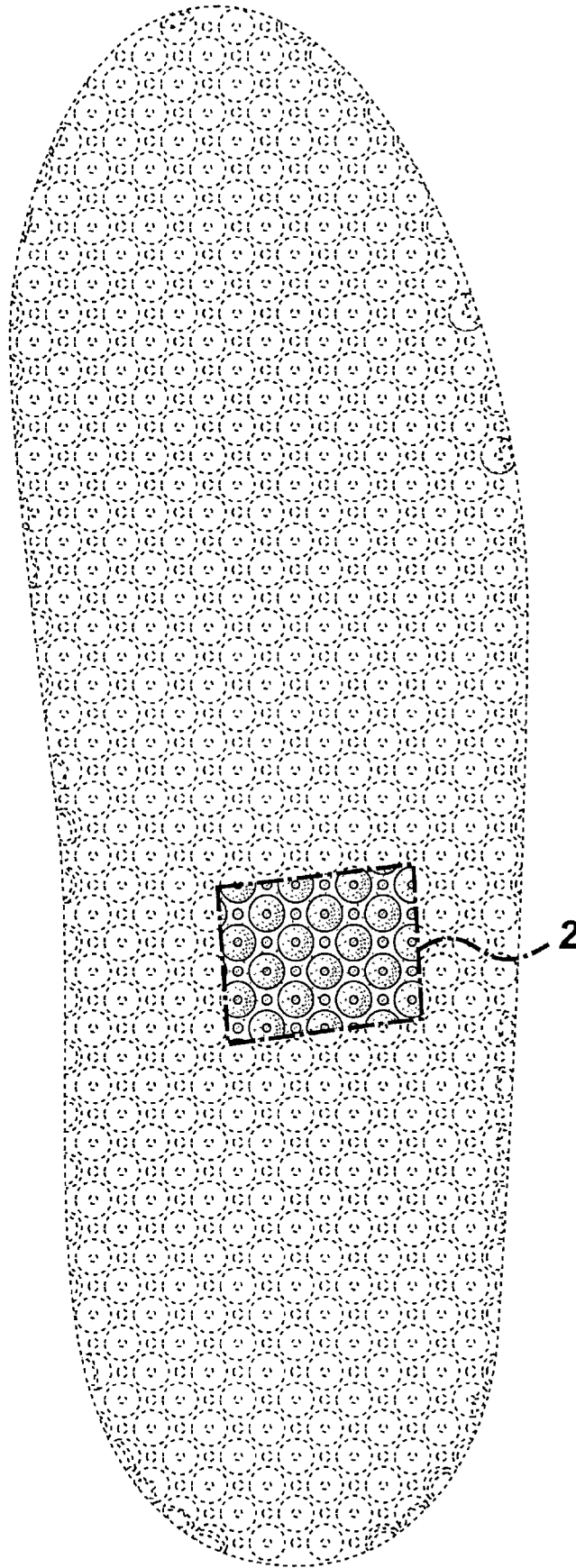


FIG. 1



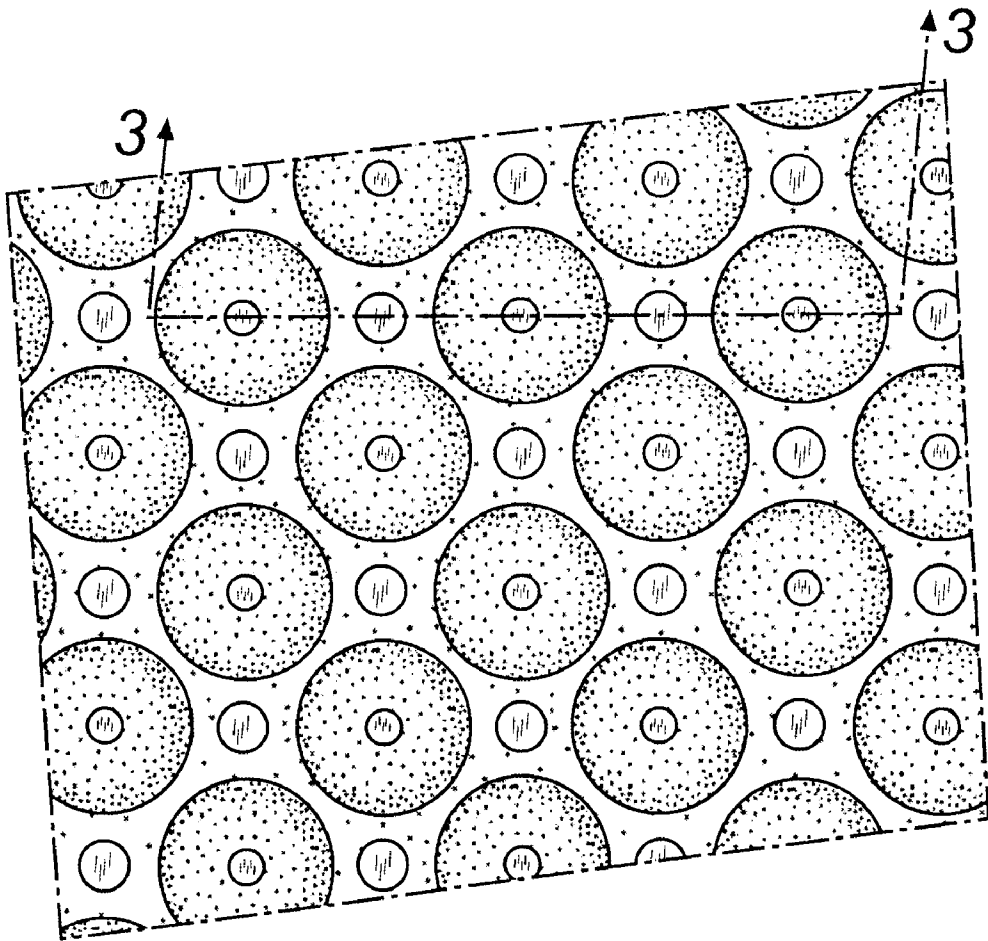


FIG. 2

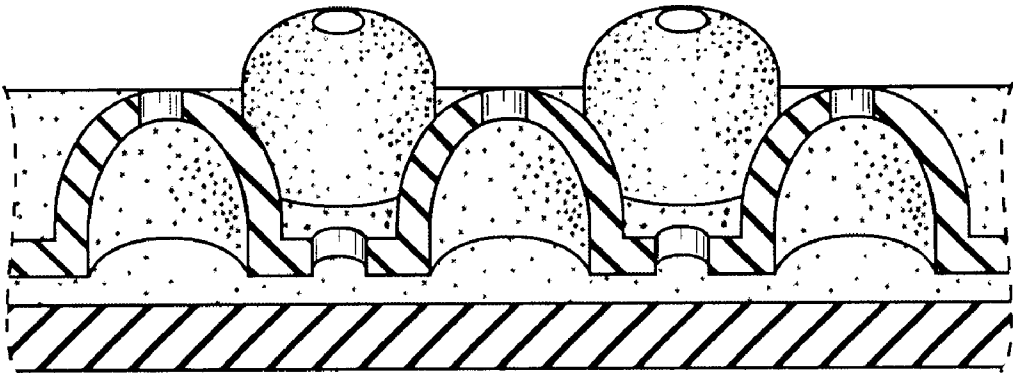


FIG. 3