



- (51) International Patent Classification:
C09K 8/68 (2006.01) *C09K 8/035* (2006.01)
- (21) International Application Number:
PCT/US2016/066269
- (22) International Filing Date:
13 December 2016 (13.12.2016)
- (25) Filing Language: English
- (26) Publication Language: English
- (71) Applicant: **HALLIBURTON ENERGY SERVICES, INC.** [US/US]; 3000 N. Sam Houston Parkway E., Houston, Texas 77032-3219 (US).
- (72) Inventors: **HOLTSCRAW, Jeremy**; 150 Northpark Plaza Dr. Apt. 827, Kingwood, Texas 77339 (US). **HOLAN, Kristina Henkel**; 20539 Mauve Orchid Way, Cypress, Texas 77433 (US). **HOEMAN, Kurt**; 13507 Summer Villa Lane, Houston, Texas 77044 (US). **SALAMAT, Golchehreh**; 3622 Gramercy St., Houston, Texas 77025 (US). **KHAMATNUROVA, Tatyana**; 511 Masson Ct., Spring, Texas 77388 (US).
- (74) Agent: **KAISER, Iona** et al.; McDermott Will & Emery LLP, 500 North Capitol Street, N.W., Washington, District of Columbia 20001 (US).
- (81) Designated States (unless otherwise indicated, for every kind of national protection available): AE, AG, AL, AM, AO, AT, AU, AZ, BA, BB, BG, BH, BN, BR, BW, BY, BZ, CA, CH, CL, CN, CO, CR, CU, CZ, DE, DJ, DK, DM, DO, DZ, EC, EE, EG, ES, FI, GB, GD, GE, GH, GM, GT, HN, HR, HU, ID, IL, IN, IR, IS, JP, KE, KG, KH, KN, KP, KR, KW, KZ, LA, LC, LK, LR, LS, LU, LY, MA, MD, ME, MG, MK, MN, MW, MX, MY, MZ, NA, NG, NI, NO, NZ, OM, PA, PE, PG, PH, PL, PT, QA, RO, RS, RU, RW, SA, SC, SD, SE, SG, SK, SL, SM, ST, SV, SY, TH, TJ, TM, TN, TR, TT, TZ, UA, UG, US, UZ, VC, VN, ZA, ZM, ZW.

(54) Title: SURFACTANT FLOWBACK AIDS FOR USE IN SUBTERRANEAN FORMATION OPERATIONS

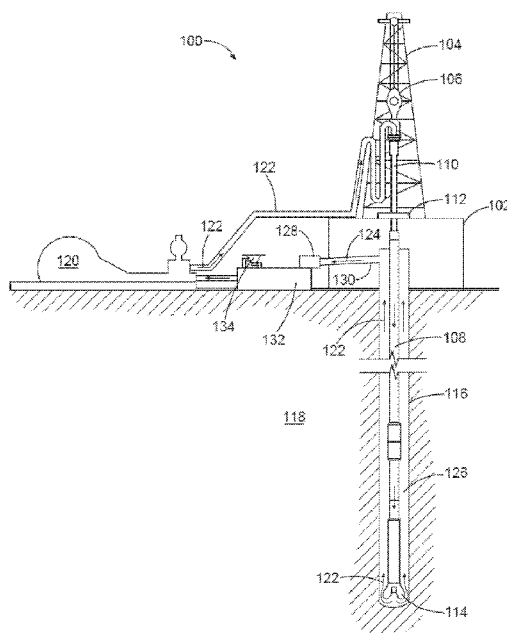


FIG. 1

(57) Abstract: The embodiments herein relate generally to subterranean formation operations and, more particularly, to surfactant flowback aids for use in subterranean formation operations. The surfactant flowback aid composition may comprise an aqueous phase comprising an aqueous base fluid, a surfactant blend, and a demulsifier. The surfactant blend may comprise a C8-C18 alcohol ethoxy-late; a fatty acid alkanolamide; and optionally, a surfactant selected from the group consisting of a non-ionic surfactant, an anionic surfactant, a cationic surfactant, an amphoteric surfactant, and any combination thereof. The demulsifier may be selected from the group consisting of a desalter agent to separate water from crude oil, a treater agent to flocculate submicron particulates from crude oil, and any combination thereof.



(84) Designated States (*unless otherwise indicated, for every kind of regional protection available*): ARIPO (BW, GH, GM, KE, LR, LS, MW, MZ, NA, RW, SD, SL, ST, SZ, TZ, UG, ZM, ZW), Eurasian (AM, AZ, BY, KG, KZ, RU, TJ, TM), European (AL, AT, BE, BG, CH, CY, CZ, DE, DK, EE, ES, FI, FR, GB, GR, HR, HU, IE, IS, IT, LT, LU, LV, MC, MK, MT, NL, NO, PL, PT, RO, RS, SE, SI, SK, SM, TR), OAPI (BF, BJ, CF, CG, CI, CM, GA, GN, GQ, GW, KM, ML, MR, NE, SN, TD, TG).

Declarations under Rule 4.17:

— *as to applicant's entitlement to apply for and be granted a patent (Rule 4.17(ii))*

Published:

— *with international search report (Art. 21(3))*

SURFACTANT FLOWBACK AIDS FOR USE IN SUBTERRANEAN FORMATION OPERATIONS

BACKGROUND

5 **[0001]** The embodiments herein relate generally to subterranean formation operations and, more particularly, to surfactant flowback aids for use in subterranean formation operations.

[0002] During certain subterranean formation operations (*e.g.*, stimulation operations, such as hydraulic fracturing), treatment fluids penetrate
10 a particular radius within the subterranean formation. The term "treatment fluid," as used herein, refers generally to any fluid that may be used in a subterranean application in conjunction with a desired function and/or for a desired purpose. The term "treatment fluid" does not imply any particular action by the fluid or any component thereof. A portion of the desirable oil and/or gas
15 hydrocarbons and/or treatment fluid may remain trapped in the pore spaces of the subterranean formation, thereby reducing or prohibiting production of the hydrocarbons. For example, oil hydrocarbon droplets may be too large relative to the pore throats of the formation, causing the hydrocarbons to be trapped and unable to be produced.

20 **[0003]** Flowback aids may be used to recover trapped hydrocarbons and introduced treatment fluids from subterranean formations. Such flowback aids may be used to reduce damage to a formation due to imbibed fluids in the formation and propped fractures, increase permeability of a formation and effective flow area, enhance recovery of produced hydrocarbons, and the like.
25 Surfactants may be used as flowback aids to increase the drainage speed (*i.e.*, de-watering) of introduced hydrocarbons and/or treatment fluids from a formation. Surfactants (alone or in combination with other compounds) may be used to demulsify various emulsions (*e.g.*, oil-in-water or water-in-oil emulsions) to separate crude oil from the aqueous phase of an emulsion. Demulsification
30 may be important, for example during stimulation (*e.g.*, hydraulic fracturing) operations because the presence of emulsions may increase the viscosity of fracturing fluids or produced fluids, decreasing the effective permeability thereof, and thus have a negative impact on overall production.

BRIEF DESCRIPTION OF THE DRAWINGS

[0004] The following figures are included to illustrate certain aspects of the embodiments described herein, and should not be viewed as exclusive
5 embodiments. The subject matter disclosed is capable of considerable modifications, alterations, combinations, and equivalents in form and function, as will occur to those skilled in the art and having the benefit of this disclosure.

[0005] FIG. 1 illustrates a drilling assembly, in accordance with one or more embodiments of the present disclosure.

10 [0006] FIG. 2 depicts an embodiment of a system configured for delivering various treatment fluids of the embodiments described herein to a downhole location, in accordance with one or more embodiments of the present disclosure.

15

DETAILED DESCRIPTION

[0007] The embodiments herein relate generally to subterranean formation operations and, more particularly, to surfactant flowback aids for use in subterranean formation operations.

[0008] The embodiments of the present disclosure provide for
20 flowback aid compositions comprising various components, which may be in the form of a mesophase emulsion, a microemulsion, or a nanoemulsion. The flowback aid compositions are distinguished from flowback fluid, defined as other introduced treatment fluids and and/or connate fluids mixed therein that are not the flowback aid compositions described herein. The flowback aid compositions
25 comprise one or more demulsifier compounds for efficient and effective separation of crude oil from an aqueous fluid phase, as well as one or more surfactants for stabilization of the flowback aid composition. The demulsifiers described herein are included in the various emulsions (which may have a separate oil phase, as described below) have demonstrated properties for rapidly
30 separating water from oil present in a subterranean formation (*e.g.*, in emulsion form), particularly water separation from crude oil.

[0009] The embodiments further include methods of introducing the flowback aid compositions into a subterranean formation to reduce or eliminate an emulsion present within the subterranean formation, reduce or eliminate the

formation of an emulsion within the subterranean formation, or any combination thereof.

[0010] One or more illustrative embodiments disclosed herein are presented below. Not all features of an actual implementation are described or shown in this application for the sake of clarity. It is understood that in the development of an actual embodiment incorporating the embodiments disclosed herein, numerous implementation-specific decisions must be made to achieve the developer's goals, such as compliance with system-related, lithology-related, business-related, government-related, and other constraints, which vary by implementation and from time to time. While a developer's efforts might be complex and time-consuming, such efforts would be, nevertheless, a routine undertaking for those of ordinary skill in the art having benefit of this disclosure.

[0011] It should be noted that when "about" is provided herein at the beginning of a numerical list, the term modifies each number of the numerical list. In some numerical listings of ranges, some lower limits listed may be greater than some upper limits listed. One skilled in the art will recognize that the selected subset will require the selection of an upper limit in excess of the selected lower limit. Unless otherwise indicated, all numbers expressing quantities of ingredients, properties such as molecular weight, reaction conditions, and so forth used in the present specification and associated claims are to be understood as being modified in all instances by the term "about." As used herein, the term "about" encompasses +/- 5% of a numerical value. For example, if the numerical value is "about 5," the range of 4.75 to 5.25 is encompassed. Accordingly, unless indicated to the contrary, the numerical parameters set forth in the following specification and attached claims are approximations that may vary depending upon the desired properties sought to be obtained by the exemplary embodiments described herein. At the very least, and not as an attempt to limit the application of the doctrine of equivalents to the scope of the claim, each numerical parameter should at least be construed in light of the number of reported significant digits and by applying ordinary rounding techniques.

[0012] In the methods described herein, the acts can be carried out in any order without departing from the scope of the present disclosure, except when a temporal or operational sequence is explicitly recited. Furthermore,

specified acts can be carried out concurrently unless explicit claim language recites that they be carried out separately. For example, a claimed act of doing X and a claimed act of doing Y can be conducted simultaneously within a single operation, and the resulting process will fall within the literal scope of the claimed process.

[0013] While compositions and methods are described herein in terms of "comprising" various components or steps, the compositions and methods can also "consist essentially of" or "consist of" the various components and steps. When "comprising" is used in a claim, it is open-ended.

[0014] As used herein, the term "substantially" means largely, but not necessarily wholly.

[0015] The use of directional terms such as above, below, upper, lower, upward, downward, left, right, uphole, downhole and the like are used in relation to the illustrative embodiments as they are depicted in the figures herein, the upward direction being toward the top of the corresponding figure and the downward direction being toward the bottom of the corresponding figure, the uphole direction being toward the surface of the well and the downhole direction being toward the toe of the well. Additionally, the embodiments depicted in the figures herein are not necessarily to scale and certain features are shown in schematic form only or are exaggerated or minimized in scale in the interest of clarity.

[0016] In some embodiments, the present disclosure provides a flowback aid composition comprising an aqueous phase of at least an aqueous base fluid, a demulsifier, and a surfactant blend of (1) a C₈-C₁₈ alcohol ethoxylate, (2) a fatty acid alkanolamide, and optionally (3) a surfactant selected from the group consisting of a non-ionic surfactant, an anionic surfactant, a cationic surfactant, an amphoteric surfactant, and any combination thereof. As used herein, the term "surfactant," and grammatical variants thereof, refers to a chemical that preferentially adsorbs to an interface and which lowers the surface tension or interfacial tension between phases of matter (*e.g.*, liquid, liquid crystalline, crystalline, solid, and the like), such as in an emulsion. The term "amphoteric surfactant," and grammatical variants thereof, as used herein, includes surfactants that may form cationic or anionic species, as well as those that simultaneously possess both states, referred to as

zwitterionic. The term "demulsifier," and grammatical variants thereof, as used herein, refers to a chemical used to break emulsions, primarily water-in-crude oil emulsions, into separate phases. In some embodiments, the flowback aid composition further comprises an oil phase composed of a high-solvency oil.

5 **[0017]** In some embodiments, the aqueous phase of the flowback aid composition comprises about 10% to about 80% by weight of the flowback aid composition, encompassing any value and subset therebetween. When included, the oil phase, in some embodiments, may be about 10% to about 80% by weight of the flowback aid composition. In one or all embodiments, the
10 surfactant blend may comprise about 10% to about 50% by weight of the flowback aid composition, encompassing any value and subset therebetween; and the demulsifier may comprise about 5% to about 30% by weight of the flowback aid composition, encompassing any value and subset therebetween.

[0018] The demulsifier for use in the flowback aid compositions
15 described herein may be generally selected from the group consisting of a desalter agent, a treater agent, and any combination thereof. As used herein, the term "desalter agent," and grammatical variants thereof, refers to a compound capable of separating water (including aqueous fluids in general) from crude oil. Such "desalter agents" may additionally be referred to in the oil and
20 gas industry and "polisher agents." A "treater agent," and grammatical variants thereof, as used herein, refers to a compound capable of flocculating submicron (*i.e.*, having a unit mesh size of less than about 1 micrometer (μm)) particulates from crude oil. As used herein, the term "unit mesh size," and grammatical variants thereof, refers to a size of an object (e.g., a particulate) that is able to
25 pass through a square area having each side thereof equal to a specified numerical value.

[0019] In some embodiments, the flowback aid composition is in the form of a mesophase emulsion. As used herein, the term "mesophase emulsion" (or simply "mesophase"), and grammatical variants thereof, refers to an
30 emulsion having a separate phase characterized as a liquid crystalline compound between the crystalline and the isotropic liquid phase. That is, a mesophase emulsion includes a separate phase that is neither an aqueous phase nor an oil phase, but a liquid crystalline phase of both hydrophobic and hydrophilic nature. The combination of the aqueous phase, surfactant blend, and demulsifier of the

flowback aid composition described herein may result in a number of different mesophase emulsion physical structures depending, for example, on the type and ratio of the various components in the flowback aid composition, temperature, shear rate exposure, and the like, and any combination thereof. In some embodiments, the mesophase is opalescent in color and may take on various physical structures including, but not limited to, lamellar, vesicular, cubic, and hexagonal structures. In some embodiments, the mesophase emulsion of the flowback aid composition is preferably in a lamellar structure.

[0020] In other embodiments, the flowback aid composition described herein further includes an oil phase comprising a high-solvency oil. In such instances, the flowback aid composition may maintain the form of a mesophase (when only small amounts of the high-solvency oil are included), or take the form of a microemulsion or a nanoemulsion depending at least on the amount and type of the high-solvency oil comprising the oil phase. Accordingly, in some embodiments, the flowback aid composition comprises an aqueous phase and an oil phase. The flowback aid composition comprising an oil phase may be in the form of a Winsor Type I, a Winsor Type II, a Winsor Type III, or a Winsor Type IV emulsion. In preferred embodiments, the flowback aid composition comprising an oil phase is a Winsor Type IV microemulsion or nanoemulsion. In some embodiments, the aqueous phase is the outer phase and the oil phase is the inner phase. In other embodiments, the oil phase is the outer phase and the aqueous phase is the inner phase. As used herein, the term "microemulsion," and grammatical variants thereof, refers to a thermodynamically stable emulsion having droplets in the inner phase of the emulsion (dispersed within the outer phase) with average unit mesh sizes in the range of greater than 5 nm to about 200 nm, encompassing any value and subset therebetween. As used herein, the term "nanoemulsion," and grammatical variants thereof, refers to a kinetically stable emulsion having droplets in the inner phase of the emulsion (dispersed within the outer phase) with average unit mesh sizes in the range of 20 nanometers (nm) to 600 nm, encompassing any value and subset therebetween. A key distinction between the microemulsions and nanoemulsions described herein is that microemulsions are thermodynamically stable and nanoemulsions are kinetically stable.

[0021] In some embodiments, as the flowback aid composition is dosed into a treatment fluid and form microemulsions, the microemulsions may exist as oil-in-water microemulsions (optically clear) in the treatment fluid or transition to form nanoemulsions, both described herein. The nanoemulsion
5 may exist as a hazy solution, for example, of the flowback aid composition (including any high-solvency oil) dispersed within the treatment fluid(s) as swollen micelles stabilized by the components of the surfactant blend. These micelles accordingly facilitate delivery of the components of the flowback aid composition to the formation and its connate fluids, allowing efficient and
10 effective delivery of demulsifier(s) molecules to crude oil in well production conditions and the surfactant blend ensures low interfacial tension between the crude oil and water for improved production. Advantageously, delivery of demulsifier(s) downhole results in the return of fluids to the surface having minimal cumbersome crude oil emulsion formation, thus facilitating the rapid
15 separation of bulk crude oil from also produced (whether from the formation or in combination with a treatment fluid) bulk aqueous fluids.

[0022] As previously provided, the type and amount of high-solvency oil and other components within the flowback aid composition may be used to determine the type of emulsion. In some embodiments, the amount of
20 high-solvency oil present in the flowback aid composition is about 2% to about 40% by weight of the flowback aid composition, encompassing any value and subset therebetween, and wherein the flowback aid composition is one of a microemulsion or a nanoemulsion.

[0023] In some embodiments, the various flowback aid
25 compositions, whether comprising a high-solvency oil or additional additives (e.g., flowback additives and other ingredients) exhibit a RockPermSM Value (RPV), as described herein, of from about 1 to about 100, encompassing any value and subset therebetween. Moreover, the various flowback aid compositions are stable at a wide range of temperatures including at high
30 temperatures, such as those of from about 50°C to about 400°C, encompassing any value and subset therebetween. Further, the flowback aid compositions may be stable under a wide range of salinity conditions, thus allowing their use in multiple environments and in multiple types of treatment fluids, such as salinities of from about 0 milligrams per liter (mg/L) of total dissolved solids to

about 250,000 mg/L, or salt concentrations of from about 1,000 parts per million (ppm) to about 300,000 ppm, encompassing any value and subset therebetween. Such salts may include, but are not limited to, NaBr, CaCl₂, CaBr₂, ZnBr₂, KCl, NaCl, a carbonate salt, a sulfonate salt, sulfite salts, sulfide salts, a phosphate salt, a phosphonate salt, a magnesium salt, a bromide salt, a formate salt, an acetate salt, a nitrate salt, and the like, and any combination thereof at any suitable concentration. In specific embodiments, the flowback aid composition may be stable in the presence of a concentration of at least one of NaBr, CaCl₂, CaBr₂, ZnBr₂, KCl, and NaCl of about 0.1% weight per volume (w/v) to about 20% w/v of the flowback aid composition, encompassing any value and subset therebetween. Beneficially, and as discussed herein, the flowback aid composition may have a reduced freezing point compared to other compositions lacking the specific components described herein, such that the flowback aid composition has a freezing point below about 10°C, such as from about 10°C to about -50°C or less, encompassing any value and subset therebetween.

[0024] In some embodiments, the present disclosure provides a method of introducing the flowback aid composition into a subterranean formation to perform a subterranean formation operation. Such subterranean formation operations may include, but are not limited to, a drilling operation, a stimulation operation (*e.g.*, hydraulic fracturing, frac packing, perforating, and the like), a completion operation (*e.g.*, a cement operation), a production operation, an acidizing operation, a clean-up operation (*e.g.*, to remove debris or undesirable material from a formation), a spotting operation (*e.g.*, for localized treatment in a formation), a remedial operation (*e.g.*, an enhanced oil recovery operation), and the like, and any combination thereof. The flowback aid composition may be used during such subterranean formation operations to reduce or eliminate an emulsion present within a subterranean formation, reduce or eliminate the formation of an emulsion within a subterranean formation, or any combination thereof. The flowback aid composition may be used alone or incorporated with one or more treatment fluids to perform these operations (*e.g.*, a drilling treatment fluid (oil-based or water-based), a pill treatment fluid, a drilling treatment fluid, a cement treatment fluid, and the like). The amount of flowback aid composition incorporated into a particular treatment fluid is such

that the treatment fluid and the flowback aid composition are able to perform their particular function.

[0025] As described above, the flowback aid composition of the present disclosure comprises at least (A) an aqueous base fluid, (B) a surfactant
5 blend of (1) a C₈-C₁₈ alcohol ethoxylate, (2) a fatty acid alkanolamide, and optionally (3) a surfactant selected from the group consisting of a non-ionic surfactant, an anionic surfactant, a cationic surfactant, an amphoteric surfactant, and any combination thereof, and (C) a demulsifier selected from the group
10 consisting of a desalter agent to separate water from crude oil, a treater agent to flocculate submicron particulates from crude oil, and any combination thereof.

[0026] The aqueous base fluid may be any aqueous base fluid capable of use in a subterranean formation and compatible with the other components of a particular flowback aid composition. Suitable aqueous base
15 fluids may include, but are not limited to, fresh water, saltwater (e.g., water containing one or more salts dissolved therein), brine (e.g., saturated salt water), seawater, wastewater, produced water, and any combination thereof.

[0027] Various chemical formula and compounds are described below with reference to the components of the flowback aid composition described herein. For reference, terms used herein are defined as follows.

[0028] As used herein, the term "substituted," and grammatical
20 variants thereof, in conjunction with a molecule or an organic group as defined herein refers to the state in which one or more hydrogen atoms contained therein are replaced by one or more non-hydrogen atoms. The term "functional group" or "substituent" as used herein refers to a group that can be or is
25 substituted onto a molecule or onto an organic group. Examples of substituents or functional groups include, but are not limited to, a halogen (e.g., F, Cl, Br, and I); an oxygen atom in groups such as hydroxy groups, alkoxy groups, aryloxy groups, aralkyloxy groups, oxo(carbonyl) groups, carboxyl groups including carboxylic acids, carboxylates, and carboxylate esters; a sulfur atom in
30 groups such as thiol groups, alkyl and aryl sulfide groups, sulfoxide groups, sulfone groups, sulfonyl groups, and sulfonamide groups; a nitrogen atom in groups such as amines, hydroxyamines, nitriles, nitro groups, N-oxides, hydrazides, azides, and enamines; and other heteroatoms in various other groups. Non-limiting examples of substituents that can be bonded to a

substituted carbon (or other) atom include F, Cl, Br, I, OR, OC(O)N(R)₂, CN, NO, NO₂, ONO₂, azido, CF₃, OCF₃, R, O (oxo), S (thiono), C(O), S(O), methylenedioxy, ethylenedioxy, N(R)₂, SR, SOR, SO₂R, SO₂N(R)₂, SO₃R, C(O)R, C(O)C(O)R, C(O)CH₂C(O)R, C(S)R, C(O)OR, OC(O)R, C(O)N(R)₂, OC(O)N(R)₂,
 5 C(S)N(R)₂, (CH₂)₀₋₂N(R)C(O)R, (CH₂)₀₋₂N(R)N(R)₂, N(R)N(R)C(O)R, N(R)N(R)C(O)OR, N(R)N(R)CON(R)₂, N(R)SO₂R, N(R)SO₂N(R)₂, N(R)C(O)OR, N(R)C(O)R, N(R)C(S)R, N(R)C(O)N(R)₂, N(R)C(S)N(R)₂, N(COR)COR, N(OR)R, C(=NH)N(R)₂, C(O)N(OR)R, and C(=NOR)R, wherein R can be hydrogen or a carbon-based moiety; for example, R can be hydrogen, (C₁-C₁₀₀)hydrocarbyl,
 10 alkyl, acyl, cycloalkyl, aryl, aralkyl, heterocyclyl, heteroaryl, or heteroarylalkyl; or wherein two R groups bonded to a nitrogen atom or to adjacent nitrogen atoms can together with the nitrogen atom or atoms form a heterocyclyl.

[0029] The term "alkyl," as used herein, and grammatical variants thereof, refers to straight chain and branched alkyl groups and cycloalkyl groups
 15 having from 1 to 40 carbon atoms, 1 to about 20 carbon atoms, 1 to 12 carbons or, in some embodiments, from 1 to 8 carbon atoms. Examples of straight chain alkyl groups include those with from 1 to 8 carbon atoms such as methyl, ethyl, npropyl, n-butyl, n-pentyl, n-hexyl, n-heptyl, and n-octyl groups. Examples of branched alkyl groups include, but are not limited to, isopropyl, iso-butyl, sec-butyl, t-butyl, neopentyl, isopentyl, and 2,2-dimethylpropyl groups. The term
 20 "alkyl" encompasses nalkyl, isoalkyl, and anteisoalkyl groups as well as other branched chain forms of alkyl. Representative substituted alkyl groups can be substituted one or more times with any of the groups listed herein, for example, amino, hydroxy, cyano, carboxy, nitro, thio, alkoxy, and halogen groups.

[0030] As used herein, the term "alkenyl," and grammatical variants thereof, refers to straight and branched chain and cyclic alkyl groups as defined herein, except that at least one double bond exists between two carbon atoms. Thus, alkenyl groups have from 2 to 40 carbon atoms, or 2 to about 20 carbon atoms, or 2 to 12 carbon atoms or, in some embodiments, from 2 to 8 carbon
 30 atoms. Examples include, but are not limited to, vinyl, -CH=CH(CH₃), -CH=C(CH₃)₂, -C(CH₃)=CH₂, -C(CH₃)=CH(CH₃), -C(CH₂CH₃)=CH₂, cyclohexenyl, cyclopentenyl, cyclohexadienyl, butadienyl, pentadienyl, and hexadienyl among others.

[0031] As used herein, the term "acyl," and grammatical variants thereof, refers to a group containing a carbonyl moiety wherein the group is bonded via the carbonyl carbon atom. The carbonyl carbon atom is bonded to a hydrogen forming a "formyl" group or is bonded to another carbon atom, which
5 can be part of an alkyl, aryl, aralkyl cycloalkyl, cycloalkylalkyl, heterocyclyl, heterocyclylalkyl, heteroaryl, heteroarylalkyl group or the like. An acyl group can include 0 to about 12, 0 to about 20, or 0 to about 40 additional carbon atoms bonded to the carbonyl group. An acyl group can include double or triple bonds within the meaning herein. An acryloyl group is an example of an acyl group. An
10 acyl group can also include heteroatoms within the meaning herein. A nicotinoyl group (pyridyl-3-carbonyl) is an example of an acyl group within the meaning herein. Other examples include acetyl, benzoyl, phenylacetyl, pyridylacetyl, cinnamoyl, and acryloyl groups and the like. When the group containing the carbon atom that is bonded to the carbonyl carbon atom contains a halogen, the
15 group is termed a "haloacyl" group. An example is a trifluoroacetyl group.

[0032] The term "aryl," as used herein, and grammatical variants thereof, refers to cyclic aromatic hydrocarbon groups that do not contain heteroatoms in the ring. Thus aryl groups include, but are not limited to, phenyl, azulenyl, heptalenyl, biphenyl, indacenyl, fluorenyl, phenanthrenyl,
20 triphenylenyl, pyrenyl, naphthaceny, chrysenyl, biphenylenyl, anthraceny, and naphthyl groups. In some embodiments, aryl groups contain about 6 to about 14 carbons in the ring portions of the groups. Aryl groups can be unsubstituted or substituted, as defined herein. Representative substituted aryl groups can be mono-substituted or substituted more than once, such as, but not limited to, a
25 phenyl group substituted at any one or more of 2-, 3-, 4-, 5-, or 6-positions of the phenyl ring, or a naphthyl group substituted at any one or more of 2- to 8-positions thereof.

[0033] The term "heterocyclyl," as used herein, and grammatical variants thereof, refers to aromatic and non-aromatic ring compounds containing
30 three or more ring members, of which one or more is a heteroatom such as, but not limited to, N, O, and S.

[0034] As used herein, the term "alkoxy," and grammatical variants thereof, refers to an oxygen atom connected to an alkyl group, including a cycloalkyl group, as are defined herein. Examples of linear alkoxy groups

include, but are not limited to, methoxy, ethoxy, propoxy, butoxy, pentyloxy, hexyloxy, and the like. Examples of branched alkoxy include, but are not limited to, isopropoxy, secbutoxy, tert-butoxy, isopentyloxy, isohexyloxy, and the like. Examples of cyclic alkoxy include, but are not limited, to cyclopropyloxy, cyclobutyloxy, cyclopentyloxy, cyclohexyloxy, and the like. An alkoxy group can include about 1 to about 12, about 1 to about 20, or about 1 to about 40 carbon atoms bonded to the oxygen atom, and can further include double or triple bonds, and can also include heteroatoms. For example, an allyloxy group or a methoxyethoxy group is also an alkoxy group within the meaning herein, as is a methylenedioxy group in a context where two adjacent atoms of a structure are substituted therewith.

[0035] The term "amine," and grammatical variants thereof, as used herein, refers to primary, secondary, and tertiary amines having, *e.g.*, the formula $N(\text{group})_3$ wherein each group can independently be H or non-H, such as alkyl, aryl, and the like. Amines include, but are not limited, to $R-NH_2$, for example, alkylamines, arylamines, alkylarylamines; R_2NH wherein each R is independently selected, such as dialkylamines, diarylamines, aralkylamines, heterocyclamines and the like; and R_3N wherein each R is independently selected, such as trialkylamines, dialkylarylamines, alkyldiarylamines, triarylamines, and the like. The term "amine" also includes ammonium ions as used herein.

[0036] As used herein, the term "amino group," and grammatical variants thereof, refers to a substituent of the form $-NH_2$, $-NHR$, $-NR_2$, $-NR_3^+$, wherein each R is independently selected, and protonated forms of each, except for $-NR_3^+$, which cannot be protonated. Accordingly, any compound substituted with an amino group can be viewed as an amine. An "amino group" within the meaning herein can be a primary, secondary, tertiary, or quaternary amino group. An "alkylamino" group includes a monoalkylamino, dialkylamino, and trialkylamino group.

[0037] The terms "halo," "halogen," or "halide" group, and grammatical variants thereof, as used herein, by themselves or as part of another substituent, mean, unless otherwise stated, a fluorine, chlorine, bromine, or iodine atom.

[0038] As used herein, the term "haloalkyl" group, and grammatical variants thereof, includes mono-halo alkyl groups, poly-halo alkyl groups wherein all halo atoms can be the same or different, and per-halo alkyl groups, wherein all hydrogen atoms are replaced by halogen atoms, such as fluoro. 5 Examples of haloalkyls include, but are not limited to, trifluoromethyl, 1,1-dichloroethyl, 1,2-dichloroethyl, 1,3-dibromo-3,3-difluoropropyl, perfluorobutyl, and the like.

[0039] The term "hydrocarbon" or "hydrocarbyl," as used herein, and grammatical variants thereof, refers to a molecule or functional group, 10 respectively, that includes carbon and hydrogen atoms. The term can also refer to a molecule or functional group that normally includes both carbon and hydrogen atoms but wherein all the hydrogen atoms are substituted with other functional groups. A hydrocarbyl group can be a functional group derived from a straight chain, branched, or cyclic hydrocarbon, and can be alkyl, alkenyl, 15 alkynyl, aryl, cycloalkyl, acyl, or any combination thereof. Hydrocarbyl groups can be shown as (C_a-C_b)hydrocarbyl, wherein a and b are positive integers and mean having any of a to b number of carbon atoms. For example, (C₁-C₄)hydrocarbyl means the hydrocarbyl group can be methyl (C₁), ethyl (C₂), propyl (C₃), or butyl (C₄), and (C₀-C_b)hydrocarbyl means in certain embodiments 20 there is no hydrocarbyl group.

[0040] As used herein, the term "polymer," and grammatical variants thereof refers to a molecule having at least one repeating unit and can include copolymers; the term "copolymer," and grammatical variants thereof, 25 refers to a polymer that includes at least two different repeating units. A copolymer can include any suitable number of repeating units.

[0041] As used herein, the term "derivative," and grammatical variants thereof, refers to any compound that is made from one of the listed compounds, for example, by replacing one atom in one of the listed compounds with another atom or group of atoms, ionizing one of the listed compounds, or 30 creating a salt of one of the listed compounds.

[0042] As used herein, the term "isomer," and grammatical variants thereof, refers to two or more compounds having the same chemical formula but a different arrangement of atom within the particular molecule and different properties, whether functional or otherwise.

[0043] The term "high-solvency oil," and grammatical variants thereof, refers to a compound that is not or only minimally soluble in water, but itself capable of solubilizing aqueous insoluble organic or water dispersible organic compounds. The "high-solvency oil" described herein has a Kauri-butanol (K_b) value of greater than about 40. The K_b value is an international standardized measurement of solvent power governed by a standardized American Society for Testing and Materials (ASTM) method. The K_b value refers to a volume in milliliters (mL) at 25°C (77°F) of a solvent, corrected to a defined standard governed by the ASTM, required to produce a defined degree of turbidity when added to 20 grams (g) of a standard solution of kauri resin in normal butyl alcohol. The K_b value is a scaleless index. A higher K_b value is characteristic of a solvent that is more efficient and aggressive in its ability to dissolve certain materials that have poor solubility in water or alkane/isoalkane oils.

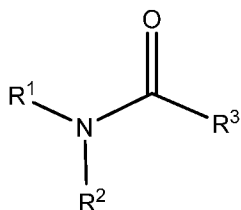
[0044] The surfactant blend, regardless of its various components, may be added to a treatment fluid (*e.g.*, a drilling treatment fluid, a stimulation (fracturing) treatment fluid, and the like) in an amount in the range of about 3.8754 liters per 1000 liters to about 1.8927 liters per 1000 liters of the treatment fluid (equivalent to about 1 gallon per 1000 gallons to about 5 gallons per 1000 gallons of the treatment fluid), encompassing any value and subset therebetween. The concentration is selected to aid in the recovery of both treatment and formation fluids to improve well production.

[0045] The surfactant blend includes at least a C_8 - C_{18} alcohol ethoxylate and a fatty acid alkanolamide. The C_8 - C_{18} alcohol ethoxylate may have the structure of R^1 -O- R^2 , where R^1 may be a substituted or unsubstituted (C_8 - C_{18})hydrocarbonyl and R^2 may be an ethyl, propyl, or $-(CH_2-CH_2-O)_p$ -H in which p may be about 1 to about 30, encompassing any value and subset therebetween.

[0046] Examples of suitable commercially available alcohol ethoxylates for use as the C_8 - C_{18} alcohol ethoxylate for use in the surfactant blend of the present disclosure may include, but are not limited to, TERGITOL™ 15-S-7 Surfactant, available from Dow Chemical Company in Midland, Michigan; BIO-SOFT® N25-9, available from Stepan Company in Northfield, Illinois; and

LUTENSOL® XL 90, LUTENSOL® A 9 N, and LUTENSOL® TDA 9, each available from BASF in Ludwigshafen, Germany.

[0047] The fatty acid alkanolamide may be a (C₁-C₅₀)hydrocarbyl amide having groups R¹ and R² substituted on the amide nitrogen, wherein R¹ and R² can each be independently selected from the group consisting of -H, -(C₁-C₅₀)hydrocarbyl, -(CH₂-CH₂-O)_n-H, -(CH₂-CH₂-CH₂-O)_n-H, and -(C₁-C₅₀)hydrocarbylene-OH, wherein the -OH group can be substituted at any suitable position on the -(C₁-C₅₀)hydrocarbylene group, such as a pendant secondary position or a terminal primary position, and wherein n may be an integer in the range of about 1 to about 50, encompassing any value and subset therebetween. The fatty acid alkanolamide for use in the surfactant blend surfactant may have the structure of Structure I:



Structure I

The variable R³ of Structure I may be the (C₁-C₅₀)hydrocarbyl group. The fatty acid alkanolamide may be an alkanolamide of a tall oil fatty acid, coconut oil fatty acid, or a tallow fatty acid having the structure R³-C(O)-OH (e.g., the fatty acid alkanolamide surfactant can have a structure identical to another alkanolamide that is actually derived from the corresponding fatty acid, but the alkanolamide surfactant need not be actually derived from the corresponding fatty acid). The (C₁-C₅₀)hydrocarbyl groups and the -(C₁-C₅₀)hydrocarbylene-OH group of the fatty acid alkanolamide may be unsubstituted. R³ may be a substituted or unsubstituted (C₁₂-C₂₅)hydrocarbyl or may be a substituted or unsubstituted (C₁₅-C₁₇)hydrocarbyl. The fatty acid alkanolamide surfactant may be a tall oil (C₁₆-C₁₈)fatty acid alkanolamide. Both of R¹ and R² of Structure I may be independently -(C₁-C₅₀)hydrocarbylene-OH. One of R¹ and R² may be independently -(C₁-C₅₀)hydrocarbylene-OH. The variables R¹ and R² may be independently selected from -H, substituted or unsubstituted (C₁-C₁₀)hydrocarbyl, and substituted or unsubstituted -(C₁-C₁₀)hydrocarbylene-OH. The variables R₁ and R₂ of Structure I may be independently selected from -H, -

(C₁-C₅)alkyl, and -(C₁-C₅)alkylene-OH. The variables R¹ and R² may be each -CH₂-CH₂-OH.

[0048] In other embodiments, the variable R³ of Structure I may be a substituted or unsubstituted (C₁₂-C₂₅)hydrocarbyl or (C₁₅-C₁₇)hydrocarbyl of a tall oil fatty acid having the structure R³-C(O)-OH, and the variables R¹ and R² may each be -(C₁-C₁₀)alkylene-OH or -CH₂-CH₂-OH.

[0049] The fatty acid alkanolamide may be a (C₁-C₅₀)hydrocarbyl amide having groups R¹ and R² substituted on the amide nitrogen. The variables R¹ and R² may be each independently selected from the group consisting of -H and -(CH₂-CH₂-O)_n-R². At least one of R¹ and R² may be -(CH₂-CH₂-O)_n-H. At each occurrence, R² is selected from the group consisting of -H and (C₁-C₅₀)hydrocarbyl. At each occurrence the (C₁-C₅₀)hydrocarbyl is independently selected. The variable n may be an integer from about 1 to about 30, encompassing any value and subset therebetween. In some embodiments, the variables R¹ and R² may be each independently selected from the group consisting of -H and -(CH₂-CH₂-O)_n-H.

[0050] The fatty acid alkanolamide surfactant may be an ethoxylated (C₁₂-C₁₈)alkanolamide. The fatty acid alkanolamide surfactant may have the structure: R³-C(O)-N(CH₂-CH₂-OH)₂, or a salt thereof. The variable R³ may be a (C₁₁-C₁₃)hydrocarbyl group of a coconut oil fatty acid having the structure R³-C(O)-OH. Herein, when a group is referred to as a corresponding group in a fatty acid, the group can have the same structure as the corresponding group, but the group need not be actually derived from the fatty acid.

[0051] The fatty acid alkanolamide may have the structure: R^{3A}-C(O)-N(CH₂-CH₂-OH)₂, or a salt thereof, where the variable R^{3A} may be a (C₁₅-C₁₇)hydrocarbyl of a tall oil fatty acid having the structure R^{3A}-C(O)-OH. In other embodiments, the fatty acid alkanolamide may have the structure: R^{3B}-C(O)-N⁺(CH₂-CH₂-OH)₃X⁻, where the variable R^{3B} can be a (C₁₅-C₁₇)hydrocarbyl of a tall oil fatty acid having the structure R^{3B}-C(O)-OH, and X⁻ is a counterion. In still other embodiments, the fatty acid alkanolamide may have the structure: R³-C(O)-N(CH₂-CH₂-OH)₂, or a salt thereof, where the variable R³ may be a substituted or unsubstituted (C₁₅-C₁₇)hydrocarbyl of a tall oil fatty acid having the structure R³-C(O)-OH; or may have the structure: R³-C(O)-N(CH₂-CH₂-OH)₂, or a salt

thereof, where the variable R^3 can be a (C₉-C₁₉)hydrocarbyl of a coconut oil fatty acid having the structure $R^3-C(O)-OH$; or may have the structure: $CH_3(CH_2)_{10}-C(O)-N(CH_2-CH_2-OH)_2$, or a salt thereof.

[0052] In certain embodiments, the fatty acid alkanolamide may include a dialkanomide, such as diethanolamine, a trialkanolamine such as triethanolamine, or a combination thereof.

[0053] The fatty acid alkanolamide may have the structure: $R^3-C(O)-N(CH_2-CH_2-OH)_2$, or a salt thereof, where the variable R^3 can be a (C₉-C₁₉)hydrocarbyl of a coconut oil fatty acid having the structure $R^3-C(O)-OH$; or may have the structure: $R^3-C(O)-NH(CH_2-CH_2-O)_6-H$, or a salt thereof, where the variable R^3 can be a (C₉-C₁₉)hydrocarbyl of a coconut oil fatty acid having the structure $R^3-C(O)-OH$.

[0054] Examples of suitable commercially available fatty acid alkanolamides for use in the surfactant blends of the present disclosure include, but are not limited to AMADOL® surfactants including 1017, 511, 5133, 5195, each available from AzkoNobel in Amsterdam, Netherlands; or NINOL® surfactants including 49-CE and C-d, each available from Stepan Company in Northfield, Illinois.

[0055] In some embodiments, the ratio of the C₈-C₁₈ alcohol ethoxylate to the fatty acid alkanolamide in the surfactant blend of the flowback aid composition is in the range of from about 5:1 to about 1:1, encompassing any value and subset therebetween.

[0056] In some embodiments, optionally, the surfactant blend may further comprise a surfactant selected from the group consisting of a non-ionic surfactant, an anionic surfactant, a cationic surfactant, an amphoteric surfactant, and any combination thereof. The anionic surfactant, cationic surfactant, and amphoteric surfactant may be collectively referred to as "ionic" surfactants herein.

[0057] The surfactant blend may include one ionic surfactant, more than one ionic surfactant, or can be substantially free of ionic surfactants. The surfactant blend may include one non-ionic surfactant, more than one non-ionic surfactant, or may be substantially free of non-ionic surfactants. The one or more ionic surfactants, one or more non-ionic surfactants, or a combination thereof, may form any suitable proportion of the surfactant blend, such as about

1% to about 25% by weight of the surfactant blend, encompassing any value and subset therebetween. In certain embodiments, the ionic surfactant, non-ionic surfactant, or a combination thereof may provide improved performance, such as improved demulsification performance, as compared to a corresponding surfactant blend that lacks the ionic surfactant, non-ionic surfactant, or a combination thereof. The ionic surfactant, non-ionic surfactant, or combination thereof, may be varied to "tune" the surfactant blend to exhibit desired properties in a particular subterranean formation.

[0058] Examples of suitable ionic surfactants, non-ionic surfactants, or combinations thereof include, but are not limited to, an alkylamine alkoxyate surfactant, alkylamine ethoxyate surfactant, an alcohol alkoxyate surfactant, an alcohol ethoxyate surfactant, a fatty acid alkoxyate surfactant, a fatty acid ethoxyate surfactant, an alkyl glycoside surfactant, an amine-oxide surfactant, an anionic surfactant, a cationic surfactant, a zwitterionic surfactant, an amphoteric surfactant, an amphiphilic surfactant, and any combination thereof (e.g., a chemically compatible combination thereof). The ionic surfactant, non-ionic surfactant, or combination thereof may include, but are not limited to, ethoxylated tall oil; ethoxylated (C₁₀-C₁₈)fatty acid esters; ethoxylated (C₁₂-C₁₈)alkylamines; ethoxylated diamines; dodecylsulfate salts; dodecylbenzene sulfonate salts; alkane, xylene, cumene, or toluene sulfonate salts; alkylamidopropyl betaines; alkylamidopropyl hydroxysultaines; (C₁₂-C₁₆) alpha olefin sulfonate salts; linear or branched alkyl diphenyl oxide disulfonate salts; dialkylsulfosuccinate salts; benzyldimethylalkylammonium chloride; (C₁₀-C₁₈)amine oxides; (C₁₂-C₁₈)alkylamidopropyl amine oxides; or a combination thereof. The ionic surfactant or non-ionic surfactant may be any suitable embodiment of the alkanolamide or alkoxyated alcohol surfactants described herein.

[0059] The ionic surfactant, non-ionic surfactant, or combination thereof may be an alkylamine ethoxyate, such as any suitable alkylamine ethoxyate. The alkylamine ethoxyate may have the structure: R⁶-CH₂-NR⁷R⁸, or a salt thereof, where R⁶ may be a substituted or unsubstituted (C₅-C₅₀)hydrocarbyl group of a fatty acid having the structure R⁶-C(O)-OH; R⁷ and R⁸ may each independently be selected from the group consisting of -H and -(CH₂-

$\text{CH}_2\text{-O})_p\text{-H}$ in which p may be an integer of about 1 to about 30, encompassing any value and subset therebetween.

[0060] The alkylamine ethoxylate may have the structure: $\text{R}^6\text{-CH}_2\text{-N}(\text{CH}_2\text{-CH}_2\text{-OH})_2$, or a salt thereof. The variable R^6 may be a $(\text{C}_9\text{-C}_{19})$ hydrocarbyl group of a coconut oil fatty acid having the structure: $\text{R}^6\text{-C(O)-OH}$.

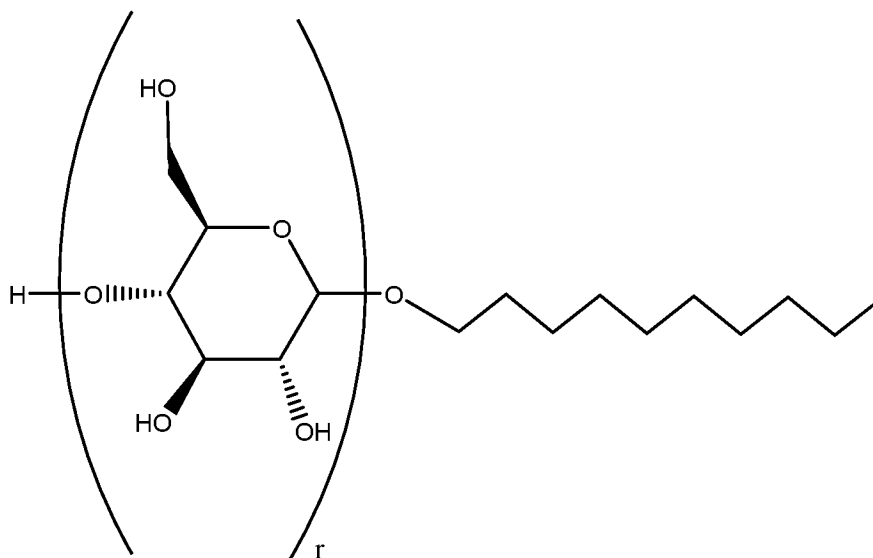
[0061] In some embodiments, the alkylamine ethoxylate may have the structure: $\text{R}^6\text{-CH}_2\text{-N}((\text{-CH}_2\text{-CH}_2\text{-O})_{n1}\text{-H})((\text{-CH}_2\text{-CH}_2\text{-O})_{n2}\text{-H})$, or a salt thereof. The variable R^6 may be a $(\text{C}_9\text{-C}_{19})$ hydrocarbyl group of a coconut oil fatty acid having the structure: $\text{R}^6\text{-C(O)-OH}$, where $n1$ and $n2$ may be at least 1, and $n1+n2$ may be about 15. In other embodiments, the alkylamine ethoxylate may have the structure: $\text{R}^6\text{-CH}_2\text{-N}((\text{-CH}_2\text{-CH}_2\text{-O})_{n1}\text{-H})((\text{-CH}_2\text{-CH}_2\text{-O})_{n2}\text{-H})$, or a salt thereof. The variable R^6 may be a $(\text{C}_9\text{-C}_{19})$ hydrocarbyl group of a coconut oil fatty acid having the structure: $\text{R}^6\text{-C(O)-OH}$, where $n1$ and $n2$ may be at least 1, and $n1+n2$ may be about 5.

[0062] In some embodiments, the alkylamine ethoxylate may have the structure: $\text{R}^6\text{-CH}_2\text{-N}((\text{-CH}_2\text{-CH}_2\text{-O})_{n1}\text{-H})((\text{-CH}_2\text{-CH}_2\text{-O})_{n2}\text{-H})$, or a salt thereof. The variable R_6 may be a $(\text{C}_{13}\text{-C}_{17})$ hydrocarbyl of a tallow oil fatty acid having the structure: $\text{R}^6\text{-C(O)-OH}$, $n1$ and $n2$ may be at least 1, and $n1+n2$ may be about 5. In some embodiments, the alkylamine ethoxylate may have the structure: $\text{R}^6\text{-CH}_2\text{-N}((\text{-CH}_2\text{-CH}_2\text{-O})_{n1}\text{-H})((\text{-CH}_2\text{-CH}_2\text{-O})_{n2}\text{-H})$, or a salt thereof. The variable R_6 may be a $(\text{C}_{13}\text{-C}_{17})$ hydrocarbyl of a tallow oil fatty acid having the structure: $\text{R}^6\text{-C(O)-OH}$, $n1$ and $n2$ may be at least 1, and $n1+n2$ may be about 15.

[0063] In some embodiments, the ionic surfactant, non-ionic surfactant, or combination thereof may be a fatty acid ethoxylate, such as any suitable fatty acid ethoxylate. The fatty acid ethoxylate may have the structure: $\text{R}^{10}\text{-C(O)-O}(\text{CH}_2\text{-CH}_2\text{-O})_q\text{-H}$, or a salt thereof, where the variable R^{10} may be a substituted or unsubstituted $(\text{C}_5\text{-C}_{20})$ hydrocarbyl of a fatty acid having the structure: $\text{R}^{10}\text{-C(O)-OH}$, and q may be about 1 to about 50, encompassing any value and subset therebetween. In other embodiments, the fatty acid ethoxylate may have the structure: $\text{R}^{10}\text{-C(O)-O}(\text{CH}_2\text{-CH}_2\text{-O})_3\text{-H}$, or a salt thereof, where the variable R^{10} may be a substituted or unsubstituted $(\text{C}_{15}\text{-C}_{17})$ hydrocarbyl of a tall oil fatty acid having the structure $\text{R}^{10}\text{-C(O)-OH}$. In other embodiments, the fatty acid ethoxylate may have the structure: $\text{R}^{10}\text{-C(O)-}$

O(CH₂-CH₂-O)₁₅-H, or a salt thereof, where the variable R¹⁰ may be a substituted or unsubstituted (C₁₅-C₁₇)hydrocarbyl of a tall oil fatty acid having the structure: R¹⁰-C(O)-OH. In still other embodiments, the fatty acid ethoxylate may have the structure: R¹⁰-C(O)-O(CH₂-CH₂-O)₃₀-H, or a salt thereof, where the variable R¹⁰
 5 may be a substituted or unsubstituted (C₁₅-C₁₇)hydrocarbyl of a tall oil fatty acid having the structure: R¹⁰-C(O)-OH.

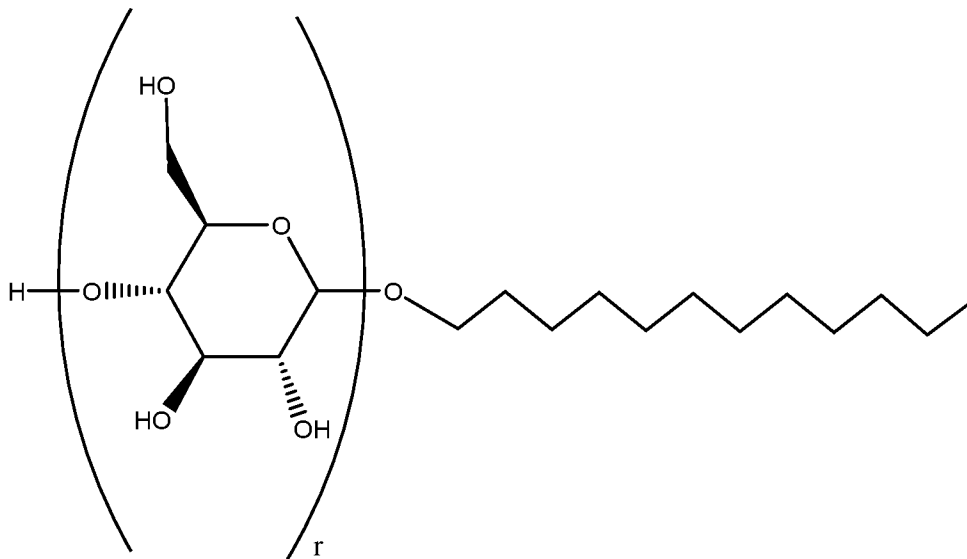
[0064] In some embodiments, the ionic surfactant, non-ionic surfactant, or combination thereof may be an alkyl glycoside, such as any suitable alkyl glycoside. The alkyl glycoside may be a substituted or
 10 unsubstituted (C₅-C₅₀)alkyl group having a monomeric, oligomeric, or polymeric saccharide bound thereto via a glycosidic bond on one of the saccharide units. For example, the alkyl glycoside may have the following Structure II:



Structure II

15 The variable r of Structure II may be about 1 to about 100, encompassing any value and subset therebetween. In some embodiments, the variable r of Structure II has an average of about 1-2 (e.g., about 1.5, or about 1.6).

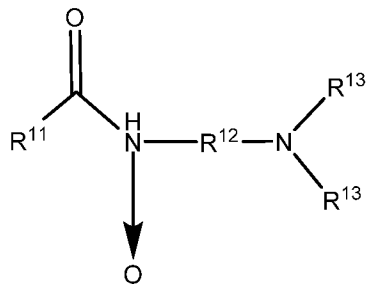
[0065] In other embodiments, the alkyl glycoside may have the following Structure III:



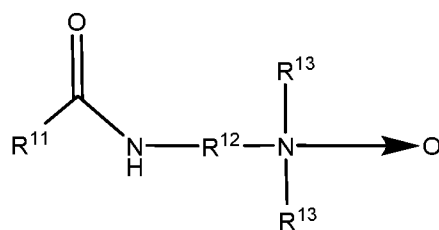
Structure III

The variable *r* of Structure III may be about 1 to about 100, encompassing any value and subset therebetween. In some embodiments, the variable *r* of Structure III has an average of about 1-2 (e.g., about 1.4).

[0066] In some embodiments, the ionic or non-ionic surfactant included in the surfactant blend may be an amine-oxide surfactant, such as any suitable amine-oxide surfactant. The amine-oxide surfactant may have the following Structure IV or Structure V:



Structure IV,

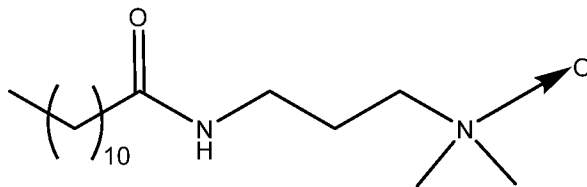


Structure V

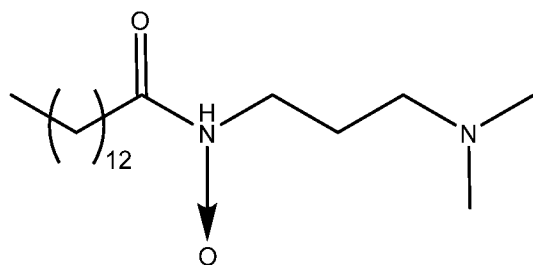
The variable R^{11} may be a substituted or unsubstituted (C_1 - C_{50})hydrocarbyl, or a substituted or unsubstituted (C_5 - C_{30})hydrocarbyl, or a substituted or unsubstituted (C_{11} - C_{13})alkyl. The variable R^{12} may be a substituted or unsubstituted (C_1 - C_{20})hydrocarbylene, or a substituted or unsubstituted (C_1 -

C₁₀)hydrocarbylene, or a substituted or unsubstituted (C₁-C₅)alkylene. In some embodiments, the variable R¹² is propylene. At each occurrence, R¹³ may be independently a substituted or unsubstituted (C₁-C₂₀)hydrocarbyl, a substituted or unsubstituted (C₁-C₅)alkyl. In some embodiments, the variable R¹³ is methyl.

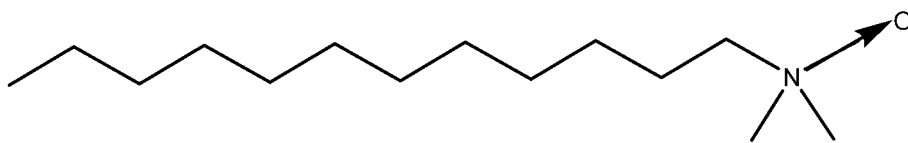
5 **[0067]** In yet other embodiments, the amine-oxide surfactant(s) for use in the surfactant blend of the present disclosure may have the following Structures VI - VIII:



Structure VI,



Structure VII,



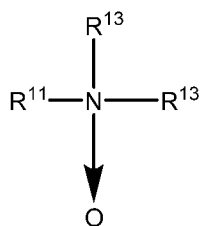
Structure VIII

10

[0068] A combination of the amine-oxide surfactants of Structure VI, Structure VII, and Structure VIII may further be included in the surfactant blend, including any other combination of surfactants, without departing from the scope of the present disclosure.

15

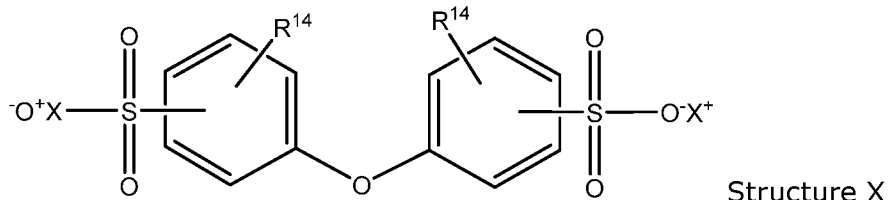
[0069] In some embodiments, the amine-oxide surfactant may have the following Structure IX:



Structure IX

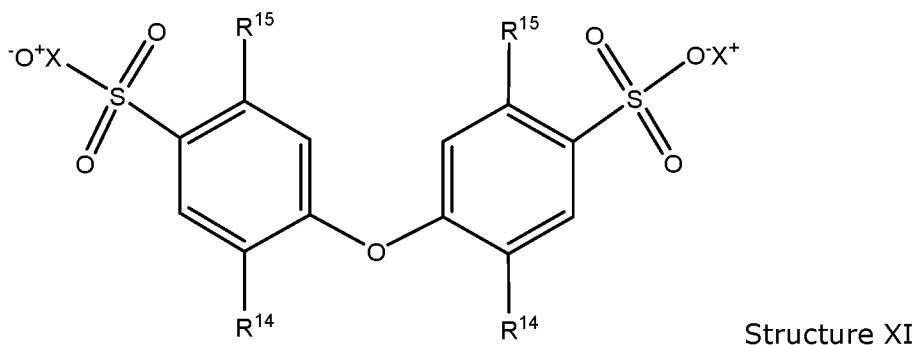
The variable R^{11} may be a substituted or unsubstituted (C_1 - C_{50})hydrocarbonyl, and at each occurrence, R^{13} may be independently a substituted or unsubstituted (C_1 - C_{20})hydrocarbonyl.

[0070] The ionic surfactant for optional use in the surfactant blend of the present disclosure may be an anionic surfactant, such as any suitable anionic surfactant, such as a sulfonate or a disulfonate. In some embodiments, the anionic surfactant may have the following Structure X:



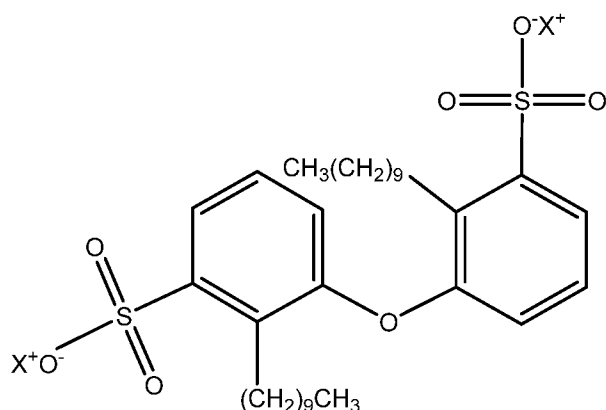
Independently on each phenyl ring, the variable R^{14} may be a substituted or unsubstituted (C_5 - C_{50})hydrocarbonyl, and X^- is a counter-ion.

[0071] In other embodiments, a suitable anionic surfactant may have the following Structure XI:



Independently on each phenyl ring, one of R^{14} and R^{15} may be -H and the other may be a linear or branched (C_{12})alkyl group, and X^- is a counter-ion.

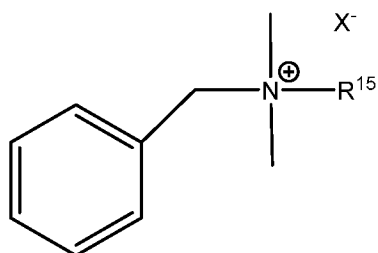
[0072] In certain embodiments, the anionic surfactant for optional use in the surfactant blend described herein may have an alkyl or branched alkyl pendent chain on a benzene ring structure with a corresponding sulfonate group that is ortho, meta, or para. In some embodiments, the anionic surfactant for optional use in the surfactant blend described herein may have the following Structure XII, where X^- is a counter-ion:



Structure XII

[0073] In some embodiments, the anionic surfactant may have the structure: $(C_5-C_{50})\text{hydrocarbyl-L-OS(O)(O)O}^-X^+$ or $(C_5-C_{50})\text{hydrocarbyl-L-S(O)(O)O}^-X^+$, where the $(C_5-C_{50})\text{hydrocarbyl}$ may be substituted or unsubstituted, and X^+ is a counter-ion. The "L" variable described may be selected from the group consisting of a bond and $-(O-CH_2-CH_2)_n-$, wherein n is an integer of from about 1 to about 100, encompassing any value and subset therebetween. In other embodiments, the anionic surfactant may have the structure: $CH_3-(CH_2)_{11}-OS(O)(O)O^-N^+(CH_2CH_2OH)_3$ or $CH_3-(CH_2)_{10}-OS(O)(O)O^-X^+$, where X^+ is a counter-ion. In yet other embodiments, the anionic surfactant may be dodecylbenzenesulfonate, triethanolamine, having the structure: $CH_3-(CH_2)_{11}-(\text{para-substituted phenyl})-S(O)(O)O^-N^+(CH_2CH_2OH)_3H$.

[0074] In some instances, the ionic surfactant may be a cationic surfactant, such as any suitable cationic surfactant. The cationic surfactant may be a quaternary ammonium salt, wherein the ammonium nitrogen atom may be substituted by four substituents each independently selected from the group consisting of $-H$ and a substituted or unsubstituted $-(C_1-C_{50})\text{hydrocarbyl}$. In an embodiment, the cationic surfactant may have the following Structure XIII:

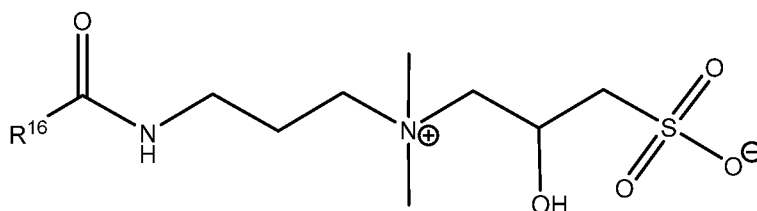


Structure XIII

The variable R^{15} may be a substituted or unsubstituted $(C_5-C_{50})\text{hydrocarbyl}$ and X^- is a counter-ion.

[0075] In some instances, the ionic surfactant is an amphoteric surfactant (encompassing zwitterionic surfactants), such as any suitable amphoteric surfactant. The amphoteric surfactant may, in some embodiments, have the structure: $R^{16}\text{-C(O)-NH-(R}^{17}\text{)-N}^+((\text{C}_1\text{-C}_5\text{)alkyl})_2\text{-(R}^{17}\text{)-S(O)(O)-O}^-$,
 5 where the variable R^{16} may be a substituted or unsubstituted ($\text{C}_5\text{-C}_{50}$)hydrocarbyl group of a fatty acid having the structure: $R^{16}\text{-C(O)-OH}$, and at each occurrence, the variable R^{17} may be independently chosen from a bond and a substituted or unsubstituted ($\text{C}_1\text{-C}_{50}$)hydrocarbylene group.

[0076] In an embodiment, the amphoteric surfactant may have the
 10 following Structure XIV:



Structure XIV

The variable R^{16} may be a ($\text{C}_9\text{-C}_{19}$)hydrocarbyl group of a coconut oil fatty acid having the structure: $R^{16}\text{-C(O)-OH}$.

[0077] Examples of commercially available suitable ionic and non-ionic surfactants include, but are not limited to, those available from AzkoNobel in Amsterdam, Netherlands: ETHOMEEN® C/12, a tertiary amine ethoxylate surfactant; ETHOMEEN® C/25, a tertiary amine ethoxylate surfactant; ETHOMEEN® C/25A, a tertiary amine ethoxylate surfactant; ETHOMEEN® T/15,
 20 a tallow amine ethoxylate surfactant; ETHOMEEN® T/25, a tallow amine ethoxylate surfactant; Ethomid® HT/23, an ethoxylated hydrogenated tallow amide surfactant. Additional commercially available suitable ionic and non-ionic surfactants include, but are not limited to, those available from Dow Chemical Company in Midland, Michigan: ECOSURF™ SA-9, a non-ionic seed oil
 25 surfactant; DOWFAX™ 2A1, a diphenyl oxide derived surfactant; DOWFAX™ 3B2, a diphenyl oxide derived surfactant; DOWFAX™ C10L, a diphenyl oxide derived surfactant. Still further suitable commercially available ionic and non-ionic surfactants include, but are not limited to, those available from Stepan Company in Northfield, Illinois: NINEX® MT-603, an ethoxylated fatty acid
 30 derivative surfactant; NINEX® MT-615, an ethoxylated fatty acid derivative surfactant; NINEX® MT-630F, an ethoxylated fatty acid derivative surfactant;

AMMONYX® LMDO, an amido amine type of amine oxide surfactant; AMMONYX® LO, a lauramine oxide surfactant; AMPHOSOL® CS-50, a tertiary amine derived surfactant; STEPANOL® WAT-K, a triethanolamine lauryl sulfate surfactant; STEPANOL® ME-DRY, a sodium lauryl sulfate surfactant; BIO-SOFT® N-300, a triethanolamine linear alkylate sulfonate surfactant. Suitable commercially available ionic and non-ionic surfactants for use in the surfactant blend further include, but are not limited to, those available from BASF in Ludwigshafen, Germany: AGNIQUE® PG 8105, a C₈-C₁₀ alkyl polyglycoside surfactant; GLUCOPON® 425 N, an alkyl polyglycoside surfactant; GLUCOPON® 600 UP, a C₁₀-C₁₆ alkyl polyglycoside surfactant. An additional suitable commercially available cationic surfactant for use in the surfactant blend of the present disclosure may include, but is not limited to, 19N™ cationic surfactant, available from Halliburton Energy Services, Inc. in Houston, Texas.

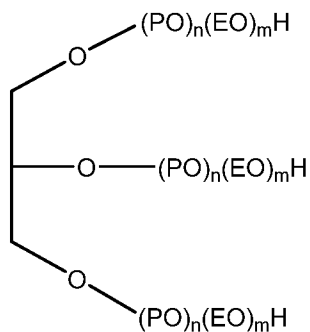
[0078] As provided above, the at least one demulsifier is included in the flowback aid composition of the present disclosure and may comprise one or more of at least a desalter agent to separate water from crude oil, a treater agent to flocculate submicron particles from crude oil, and any combination thereof. The desalter agent may be any suitable compound capable of providing the desalter agent function and that is compatible with the other components of the flowback aid composition for use in a subterranean formation operation. Likewise, the treater agent may be any suitable compound capable of providing the treater agent function and that is compatible with the other components of the flowback aid composition for use in a subterranean formation operation.

[0079] In some embodiments, the desalter agent may be present in an amount of from about 0.5% to about 20% by weight of the flowback aid composition, encompassing any value and subset therebetween. In some embodiments, the treater agent may be present in an amount of from about 0.5% to about 20% by weight of the flowback aid composition, encompassing any value and subset therebetween.

[0080] In certain embodiments, the desalter agents described herein may include, but are not limited to, a polyalkylene oxide polyol, a polyether polyol, a dedridic polyalkylene oxide polyol, and the like, and any combination thereof. Such desalter agents exhibit rapid water separation and are able to separate water from crude oils of various origins, allowing wide geographical

use. Examples of specific desalter agents for use in the embodiments described herein may include, but are not limited to, and as described below, a glycerin alkoxyate, a trimethylolpropane (TMP) alkoxyate, an ethylene oxide/propylene oxide (EO/PO) block copolymer, a tetrol EO/PO block copolymer, and any combination thereof.

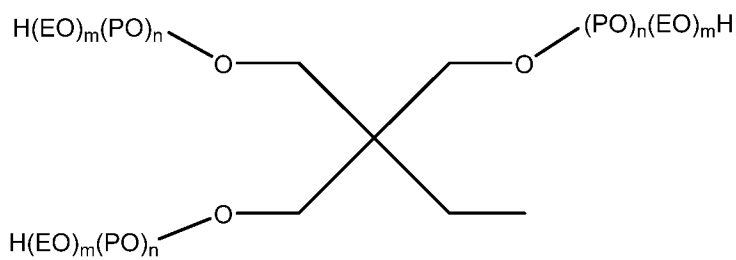
[0081] In some embodiments, the desalter agent alone or in combination with other demulsifiers (*e.g.*, desalter agents, treaters agents, dropper agents (described below), and the like, and any combination thereof) may be a glycerine alkoxyate having the following Structure XV:



Structure XV

The variable $(PO)_n$ represents moles of propylene oxide and the variable $(EO)_m$ represents moles of ethylene oxide. The variable n may be an integer of from about 1 to about 15, encompassing any value and subset therebetween. The variable m may be an integer of from about 1 to about 15, encompassing any value and subset therebetween.

[0082] In some embodiments, the desalter agent alone or in combination with other demulsifiers for use in the flowback aid composition of the present disclosure may be a TMP alkoxyate having the following structure XVI:

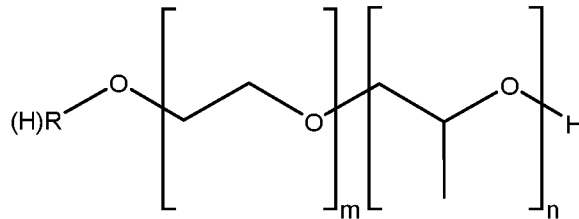


Structure XVI

The variable $(PO)_n$ represents moles of propylene oxide and the variable $(EO)_m$ represents moles of ethylene oxide. The variable n may be an integer of from about 1 to about 15, encompassing any value and subset therebetween. The

variable m may be an integer of from about 1 to about 15, encompassing any value and subset therebetween.

[0083] The desalter agent, in some embodiments, alone or in combination with other demulsifiers in the flowback aid composition described
 5 herein may be an EO/PO block copolymer having the following Structure XVII:

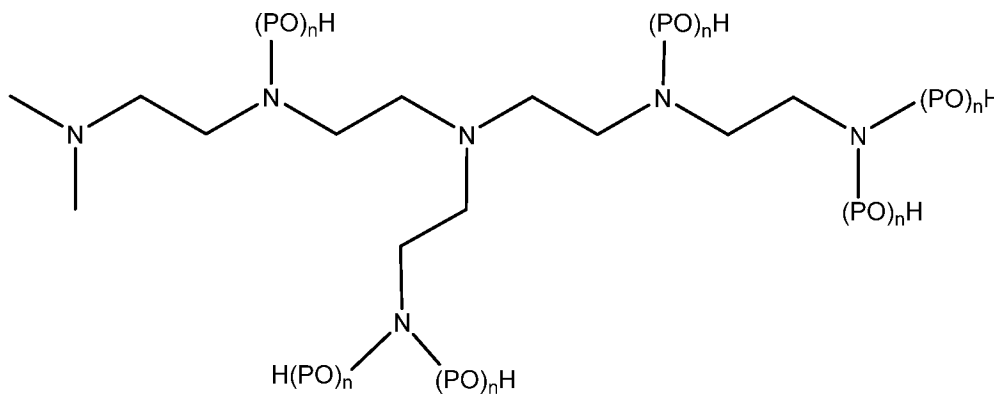


Structure XVII

The variable R may be H, C₁, C₂, C₃, C₄, or C₆; the variable m may be an integer of from about 1 to about 20, encompassing any value and subset therebetween; and the variable n may be an integer of from about 1 to about 20, encompassing
 10 any value and subset therebetween.

[0084] The demulsifier of the flowback aid composition described herein may comprise a desalter agent alone or in combination with a treater agent, among other potential demulsifiers (e.g., dropper agents), without departing from the scope of the present disclosure. In some embodiments, the
 15 treater agent may include, but is not limited to, a polyethyleneimine (PEI) alkoxylate, an ethylenediamine (EDA) alkoxylate, and any combination thereof.

[0085] In certain embodiments, the treater agent alone or in combination with other demulsifiers in the flowback aid composition is a PEI alkoxylate having the following Structure XVIII:

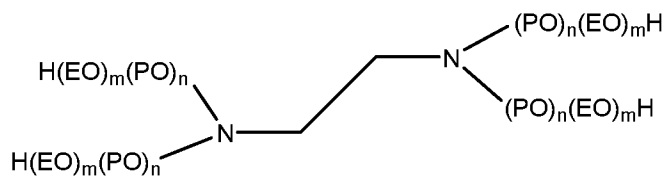


20

Structure XVIII

The variable $(PO)_n$ represents moles of propylene oxide and the variable n may be an integer of from about 1 to about 10, encompassing any value and subset therebetween.

[0086] In other embodiments, the treater agent alone or in
5 combination with other demulsifiers for use in the flowback aid composition may be an EDA alkoxyate having the following Structure XIX:



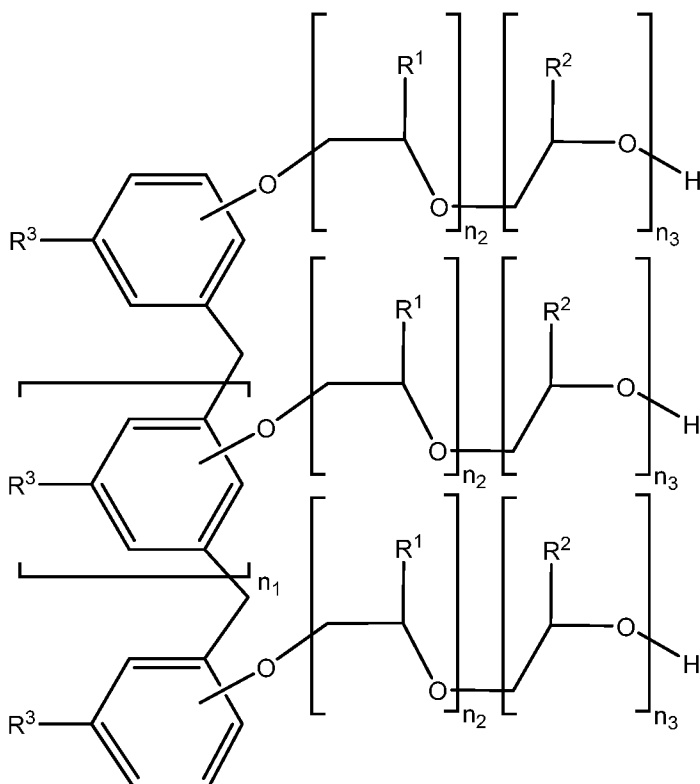
Structure XIX

[0087] The variable $(PO)_n$ represents moles of propylene oxide and the variable $(EO)_m$ represents moles of ethylene oxide. The variable n may be
10 an integer of from about 1 to about 10, encompassing any value and subset therebetween. The variable m may be an integer of from about 1 to about 10, encompassing any value and subset therebetween.

[0088] In some embodiments, the flowback aid composition may additionally comprise a dropper agent, which may be a form of demulsifier. As
15 used herein, the term "dropper agent," and grammatical variants thereof, refers to a compound capable of coalescing and releasing free water. Examples of suitable dropper agents may include, but are not limited to, alkyloxyated alkylphenol resins (e.g., alkyl-substituted phenols having a monoethoxy or polyethoxy group on the hydroxy group of the phenol), such as ethoxylated
20 alkylphenol resins.

[0089] In some embodiments, the dropper agent may be present in an amount of from about 5% to about 40% by weight of the flowback aid composition, encompassing any value and subset therebetween.

[0090] An example of a suitable alkoxyated alkylphenol resin (e.g.,
25 ethoxylated alkylphenol resin) may be prepared according to Structure XX:



Structure XX

The variables R^1 and R^2 may be independently selected from the group consisting of H and (C_1-C_{12}) alkyl (e.g., a methyl group); R^3 may be a linear or branched (C_1-C_{40}) alkyl; n_1 is an integer from 1 to about 30, encompassing any value and subset therebetween; n_2 is an integer from 1 to about 12, encompassing any value and subset therebetween; and n_3 is an integer from 0 to about 12, encompassing any value and subset therebetween.

[0091] In some embodiments, the dropper agent is an alkoxyated butyl-, amyl-, or nonyl- phenol resin, and the like, without departing from the scope of the present disclosure. Moreover, the dropper agent may be ethoxylated, methoxylated, butoxylated, pentoxylated, or hexoxylated alkylphenol resins, and the like, without departing from the scope of the present disclosure.

[0092] The dropper agents according to Structure VX reflect variable points of substitution on the terminal phenyl rings (*i.e.*, alkoxy chains are attached variously to *ortho*, *meta*, and *para* positions). In some embodiments, dropper agents of Structure VX reflect only *para* substitution, as shown above.

[0093] Examples of suitable commercially available desalter agents, treater agents, and dropper agents include all compounds under the tradename

BASOROL® (and listed in the Examples below), available from BASF in Ludwigshafen, Germany. An example of a suitable commercially available dropper agent may include, but is not limited to the alkoxyated alkylphenol resin CLEARBREAK® 8967 Surfactant, available from Solvay in Brussels, Belgium.

[0094] In some embodiments, the flowback aid composition described herein may further comprise a flowback additive including, but not limited to, a C₈-C₁₃ isoalcohol, an aqueous-soluble co-solvent, a co-surfactant (e.g., a low molecular weight alcohol), and any combination thereof. [I combined the aqueous-soluble

[0095] The C₈-C₁₃ isoalcohol flowback additive may be included in the flowback aid composition of the present disclosure to enhance the efficacy of the one or more demulsifiers therein to aid in breaking emulsions and separating water from oil (e.g., water-in-oil emulsions in crude oil). In some instances, the C₈-C₁₃ isoalcohols include isooctyl alcohol (C₈H₁₈O), isononyl alcohol (C₉H₂₀O), isodecyl alcohol (C₁₀H₂₂O), isoundecyl alcohol (C₁₁H₂₄O), isododecyl alcohol (C₁₂H₂₆O), isotridecyl alcohol (C₁₃H₂₈O) (e.g., EXXAL™ 13 Surfactant, available from ExxonMobil Chemical in Irving, Texas), any isomers thereof, any derivatives thereof, and any combination thereof. Any other C₈-C₁₃ isoalcohols (e.g., unsaturated, isomers, derivatives, and the like) are also suitable for use as a flowback additive, without departing from the scope of the present disclosure.

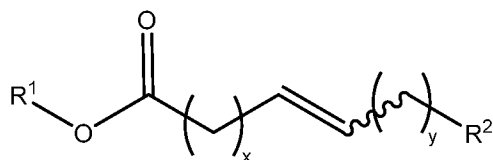
[0096] The aqueous-soluble co-solvent flowback additive may be included in the flowback aid composition described herein to serve as a "winterization agent" by lowering (or decreasing) the pour and freeze point of the particular flowback aid composition, which may permit the use of the flowback aid composition in subterranean formations having or being exposed to reduced temperatures. Such aqueous-soluble co-solvents may include, but are not limited to, methanol, ethanol, isopropanol, propanol, butanol, pentanol, any isomers thereof, any derivatives thereof, and the like, and any combination thereof.

[0097] The co-surfactant flowback additive may overlap with one or more of the aqueous-soluble co-solvents and additionally provide functionality as a co-surfactant for solubilizing the high-solvency oil (which included) in the flowback aid composition emulsion formed, whether mesophase, microemulsion,

or nanoemulsion. In some embodiments, suitable co-surfactant flowback additives are low molecular weight alcohols, having a molecular weight of less than about 100 grams per mole (g/mol). In some embodiments, suitable co-surfactant flowback additives include, but are not limited to, 1-butanol, 2-butanol, cyclobutanol, 1-pentanol, 2-pentanol, 3-methyl-2-butanol, 2-methyl-1-butanol, any isomers thereof, any derivatives thereof, and the like, and any combination thereof. Any other C₄-C₅ isoalcohols (e.g., unsaturated, isomers, derivatives, and the like) are also suitable for use as a flowback additive, without departing from the scope of the present disclosure.

10 **[0098]** In some embodiments, the flowback aid composition further comprises an oil phase of a high-solvency oil. In some embodiments, the high-solvency oil is derived from natural plant oil, as shown below. Depending on the amount and type of high-solvency oil, the flowback aid composition may be a mesophase, a microemulsion, or a nanoemulsion. Typically, the mesophase is no longer maintained upon addition of a concentration of high-solvency oil greater than or equal to 2% by weight of the flowback aid composition. Upon increasing the composition of the high-solvency oil to greater than or equal to 2% to about 40% by weight of the flowback aid composition, encompassing any value and subset therebetween, the flowback aid composition may take the form of a microemulsion or a nanoemulsion, as described above. The tendency to form either a microemulsion or nanoemulsion will depend on the amount and type of high-solvency oil included to form the oil phase, as well as the other components forming the flowback aid composition.

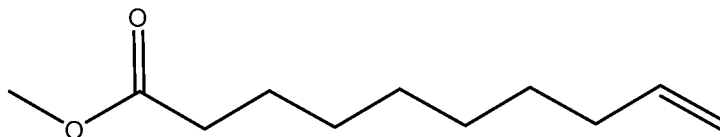
25 **[0099]** In some embodiments, the high-solvency oil has the following Structure XXI:



Structure XXI

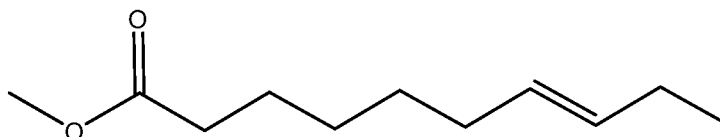
The variable R¹ may be a C₁-C₈(alkyl); R² may be independently selected from the group consisting of H and (C₁-C₃)alkyl; the variable x may be an integer between 1 and 20 inclusive, encompassing any value and subset therein; and the variable y may be an integer between 0 and 20 inclusive, encompassing any value and subset therein.

[0100] In various embodiments, in Structure XXI, R^1 is C_1 - C_4 (alkyl); R^2 is H; x is an integer from 5 to 8 inclusive; and y is an integer from 0 to 3 inclusive. Exemplary commercially available compounds of Structure XXI are sold as ELEVANCE CLEAN® products, available from Elevance Renewable Sciences, Inc. in Woodridge, Illinois. An example of such a commercially available compound includes ELEVANCE CLEAN® 1000 having the following structure:



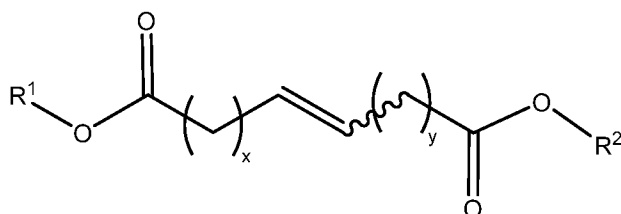
ELEVANCE CLEAN® 1000

10 **[0101]** Another example of such a commercially available compound includes ELEVANCE CLEAN® 1200HT having the following structure:



ELEVANCE CLEAN® 1200HT

15 **[0102]** In another embodiments, alone or in combination with Structure XXI when the flowback aid composition comprises an oil phase of a high-solvency oil, the high-solvency oil may have the following Structure XXII:



Structure XXII

The variable R^1 may be a C_1 - C_{14} (alkyl) or C_1 - C_{14} (aryl); R^2 may be a C_1 - C_{14} (alkyl) or C_1 - C_{14} (aryl); the variable x may be an integer between 1 and 20 inclusive, encompassing any value and subset therein; and the variable y may be an integer between 0 and 20 inclusive, encompassing any value and subset therein. In some embodiments, x and y of Structure XXII are each independently integers between 2 and 10, encompassing any value and subset therebetween.

25 **[0103]** The high-solvency oil may accordingly be methyl 9-decenoate, methyl 9-dodecenoate, a high-solvency heteroatom containing oil, and the like, and any combination thereof. The high-solvency oil may facilitate

the routine and universal formulation of a particular desired emulsion type, as described above. The high-solvency oils described herein accordingly exhibit high solvency power, both as measured by Hansen solubility parameters and Kauri-butanol, K_b , value, but are not typical high solvency hydrocarbon solvents, such as aromatic oils, terpene, or terpenoid-based oils, and the like.

[0104] The flowback aid composition may include any suitable additional component in any suitable proportion, such that the surfactant blend or flowback aid composition including the same may be used as described herein. Any component listed herein and not explicitly required as a base formulation of the flowback aid composition as described herein may be present or not present in the flowback aid composition, without departing from the scope of the present disclosure.

[0105] In some embodiments, the flowback aid composition may include one or more viscosifiers. The viscosifier may be any suitable viscosifier that is compatible with the components of the flowback aid composition. The viscosifier may affect the viscosity of the flowback aid composition or a solvent or co-solvent that contacts the flowback aid composition at any suitable time and location. In some embodiments, the viscosifier provides an increased viscosity at least one of before introduction of the flowback aid composition into a subterranean formation, at the time of introduction into the subterranean formation, during travel through a tubular disposed in the subterranean formation (e.g., in a wellbore), once the flowback aid composition reaches a particular subterranean location, or some period of time after the flowback aid composition reaches a particular subterranean location. In some embodiments, the viscosifier may be present in an amount of from about 0.0001% to about 10% by weight of the flowback aid composition, encompassing any value and subset therebetween (e.g., about 0.004% to about 0.1%).

[0106] The viscosifier may include at least one of a substituted or unsubstituted polysaccharide, and/or a substituted or unsubstituted polyalkene (e.g., a polyethylene, wherein the ethylene unit is substituted or unsubstituted, derived from the corresponding substituted or unsubstituted ethene), wherein the polysaccharide and/or polyalkene is crosslinked or uncrosslinked. The viscosifier may include a polymer having at least one repeating unit derived from a monomer selected from the group consisting of ethylene glycol, acrylamide,

vinyl acetate, 2-acrylamidomethylpropane sulfonic acid or its salts, trimethylammoniummethyl acrylate halide, trimethylammoniummethyl methacrylate halide, and any combination thereof. The viscosifier may include a crosslinked gel or a crosslinkable gel. The viscosifier may include at least one of a linear
5 polysaccharide, and a poly((C₂-C₁₀)alkene), wherein the (C₂-C₁₀)alkene is substituted or unsubstituted. The viscosifier may include at least one of poly(acrylic acid) or (C₁-C₅)alkyl esters thereof, poly(methacrylic acid) or (C₁-C₅)alkyl esters thereof, poly(vinyl acetate), poly(vinyl alcohol), poly(ethylene glycol), poly(vinyl pyrrolidone), polyacrylamide, poly (hydroxyethyl
10 methacrylate), alginate, chitosan, curdlan, dextran, derivatized dextran, emulsan, a galactoglucopepolysaccharide, gellan, glucuronan, N-acetylglucosamine, N-acetyl-heparosan, hyaluronic acid, kefirin, lentinan, levan, mauran, pullulan, scleroglucan, schizophyllan, stewartan, succinoglycan, xanthan, diutan, welan, starch, derivatized starch, tamarind, tragacanth, guar
15 gum, derivatized guar gum (e.g., hydroxypropyl guar, carboxy methyl guar, or carboxymethyl hydroxypropyl guar), gum ghatti, gum arabic, locust bean gum, karaya gum, cellulose, derivatized cellulose (e.g., carboxymethyl cellulose, hydroxyethyl cellulose, carboxymethyl hydroxyethyl cellulose, hydroxypropyl cellulose, or methyl hydroxy ethyl cellulose), and any combination thereof.

20 **[0107]** In some embodiments, the viscosifier may include at least one (or any combination of two or more) of a poly(vinyl alcohol) homopolymer, poly(vinyl alcohol) copolymer, a crosslinked poly(vinyl alcohol) homopolymer, and a crosslinked poly(vinyl alcohol) copolymer. The viscosifier may include a poly(vinyl alcohol) copolymer or a crosslinked poly(vinyl alcohol) copolymer
25 including at least one of a graft, linear, branched, block, and random copolymer of vinyl alcohol and at least one of a substituted or unsubstituted (C₂-C₅₀)hydrocarbyl having at least one aliphatic unsaturated C-C bond therein, and a substituted or unsubstituted (C₂-C₅₀)alkene. The viscosifier may include a poly(vinyl alcohol) copolymer or a crosslinked poly(vinyl alcohol) copolymer
30 including at least one of a graft, linear, branched, block, and random copolymer of vinyl alcohol and at least one of vinyl phosphonic acid, vinylidene diphosphonic acid, substituted or unsubstituted 2-acrylamido-2-methylpropanesulfonic acid, a substituted or unsubstituted (C₁-C₂₀)alkenoic acid, propenoic acid, butenoic acid, pentenoic acid, hexenoic acid, octenoic acid, nonenoic acid, decenoic acid, acrylic

acid, methacrylic acid, hydroxypropyl acrylic acid, acrylamide, fumaric acid, methacrylic acid, hydroxypropyl acrylic acid, vinyl phosphonic acid, vinylidene diphosphonic acid, itaconic acid, crotonic acid, mesoconic acid, citraconic acid, styrene sulfonic acid, allyl sulfonic acid, methallyl sulfonic acid, vinyl sulfonic acid, a substituted or unsubstituted (C₁-C₂₀)alkyl ester thereof. The viscosifier may include a poly(vinyl alcohol) copolymer or a crosslinked poly(vinyl alcohol) copolymer including at least one of a graft, linear, branched, block, and random copolymer of vinyl alcohol and at least one of vinyl acetate, vinyl propanoate, vinyl butanoate, vinyl pentanoate, vinyl hexanoate, vinyl 2-methyl butanoate, vinyl 3-ethylpentanoate, vinyl 3-ethylhexanoate, maleic anhydride, a substituted or unsubstituted (C₁-C₂₀)alkenoic substituted or unsubstituted (C₁-C₂₀)alkanoic anhydride, a substituted or unsubstituted (C₁-C₂₀)alkenoic substituted or unsubstituted (C₁-C₂₀)alkenoic anhydride, propenoic acid anhydride, butenoic acid anhydride, pentenoic acid anhydride, hexenoic acid anhydride, octenoic acid anhydride, nonenoic acid anhydride, decenoic acid anhydride, acrylic acid anhydride, fumaric acid anhydride, methacrylic acid anhydride, hydroxypropyl acrylic acid anhydride, vinyl phosphonic acid anhydride, vinylidene diphosphonic acid anhydride, itaconic acid anhydride, crotonic acid anhydride, mesoconic acid anhydride, citraconic acid anhydride, styrene sulfonic acid anhydride, allyl sulfonic acid anhydride, methallyl sulfonic acid anhydride, vinyl sulfonic acid anhydride, and an N-(C₁-C₁₀)alkenyl nitrogen-containing substituted or unsubstituted (C₁-C₁₀)heterocycle. The viscosifier may include a poly(vinyl alcohol) copolymer or a crosslinked poly(vinyl alcohol) copolymer including at least one of a graft, linear, branched, block, and random copolymer that includes a poly(vinylalcohol/acrylamide) copolymer, a poly(vinylalcohol/2-acrylamido-2-methylpropanesulfonic acid) copolymer, a poly (acrylamide/2-acrylamido-2-methylpropanesulfonic acid) copolymer, or a poly(vinylalcohol/N-vinylpyrrolidone) copolymer. The viscosifier may include a crosslinked poly(vinyl alcohol) homopolymer or copolymer including a crosslinker including at least one of chromium, aluminum, antimony, zirconium, titanium, calcium, boron, iron, silicon, copper, zinc, magnesium, and any ion thereof. The viscosifier may include a crosslinked poly(vinyl alcohol) homopolymer or copolymer including a crosslinker including at least one of an aldehyde, an aldehyde-forming compound, a carboxylic acid or an ester thereof, a sulfonic acid or an ester

thereof, a phosphonic acid or an ester thereof, an acid anhydride, and an epihalohydrin.

[0108] In various embodiments, the flowback aid composition may include one or more crosslinkers. The crosslinker may be any suitable crosslinker compatible with the various components of the flowback aid composition. In some examples, the crosslinker may be incorporated in a crosslinked viscosifier, and in other examples, the crosslinker can crosslink a crosslinkable material (*e.g.*, downhole). The crosslinker may include at least one of chromium, aluminum, antimony, zirconium, titanium, calcium, boron, iron, silicon, copper, zinc, magnesium, and any ion thereof. The crosslinker may include at least one of boric acid, borax, a borate, a (C₁-C₃₀)hydrocarbylboronic acid, a (C₁-C₃₀)hydrocarbyl ester of a (C₁-C₃₀)hydrocarbylboronic acid, a (C₁-C₃₀)hydrocarbylboronic acid-modified polyacrylamide, ferric chloride, disodium octaborate tetrahydrate, sodium metaborate, sodium diborate, sodium tetraborate, disodium tetraborate, a pentaborate, ulexite, colemanite, magnesium oxide, zirconium lactate, zirconium triethanol amine, zirconium lactate triethanolamine, zirconium carbonate, zirconium acetylacetonate, zirconium malate, zirconium citrate, zirconium diisopropylamine lactate, zirconium glycolate, zirconium triethanol amine glycolate, zirconium lactate glycolate, titanium lactate, titanium malate, titanium citrate, titanium ammonium lactate, titanium triethanolamine, titanium acetylacetonate, aluminum lactate, and aluminum citrate. In some embodiments, the crosslinker may be a (C₁-C₂₀)alkylenebiacrylamide (*e.g.*, methylenebisacrylamide), a poly((C₁-C₂₀)alkenyl)-substituted mono- or poly-(C₁-C₂₀)alkyl ether (*e.g.*, pentaerythritol allyl ether), and a poly(C₂-C₂₀)alkenylbenzene (*e.g.*, divinylbenzene). In some embodiments, the crosslinker may be at least one of alkyl diacrylate, ethylene glycol diacrylate, ethylene glycol dimethacrylate, polyethylene glycol diacrylate, polyethylene glycol dimethacrylate, ethoxylated bisphenol A diacrylate, ethoxylated bisphenol A dimethacrylate, ethoxylated trimethylol propane triacrylate, ethoxylated trimethylol propane trimethacrylate, ethoxylated glyceryl triacrylate, ethoxylated glyceryl trimethacrylate, ethoxylated pentaerythritol tetraacrylate, ethoxylated pentaerythritol tetramethacrylate, ethoxylated dipentaerythritol hexaacrylate, polyglyceryl monoethylene oxide polyacrylate, polyglyceryl polyethylene glycol

polyacrylate, dipentaerythritol hexaacrylate, dipentaerythritol hexamethacrylate, neopentyl glycol diacrylate, neopentyl glycol dimethacrylate, pentaerythritol triacrylate, pentaerythritol trimethacrylate, trimethylol propane triacrylate, trimethylol propane trimethacrylate, tricyclodecane dimethanol diacrylate, 5 tricyclodecane dimethanol dimethacrylate, 1,6-hexanediol diacrylate, and 1,6-hexanediol dimethacrylate. In some embodiments, the crosslinker may be present in an amount of from about 0.00001% to about 5% by weight of the flowback aid composition, encompassing any value and subset therebetween (e.g., about 0.001% to about 0.01%).

10 **[0109]** In some embodiments, the flowback aid composition may include one or more breakers. The breaker may be any suitable breaker compatible with the various components of the flowback aid composition, and such that the surrounding fluid (e.g., a treatment fluid, such as a drilling or fracturing fluid) may be at least partially broken for more complete and more efficient recovery thereof, such as at the conclusion of the hydraulic fracturing 15 treatment. In some embodiments, the breaker may be encapsulated or otherwise formulated to give a delayed-release or a time-release of the breaker, such that the surrounding fluid can remain viscous for a suitable amount of time prior to breaking. The breaker can be any suitable breaker; for example, the 20 breaker may be a compound that includes at least one of a Na⁺, K⁺, Li⁺, Zn⁺, NH₄⁺, Fe²⁺, Fe³⁺, Cu¹⁺, Cu²⁺, Ca²⁺, Mg²⁺, Zn²⁺, and an Al³⁺ salt of a chloride, fluoride, bromide, phosphate, or sulfate ion. In some examples, the breaker may be an oxidative breaker or an enzymatic breaker. An oxidative breaker may be at least one of a Na⁺, K⁺, Li⁺, Zn⁺, NH₄⁺, Fe²⁺, Fe³⁺, Cu¹⁺, Cu²⁺, Ca²⁺, 25 Mg²⁺, Zn²⁺, and an Al³⁺ salt of a persulfate, percarbonate, perborate, peroxide, perphosphosphate, permanganate, chlorite, or hypochlorite ion. An enzymatic breaker may be at least one of an alpha or beta amylase, amyloglucosidase, oligoglucosidase, invertase, maltase, cellulase, hemi-cellulase, and mannanohydrolase. In some embodiments, the breaker may be present in an amount of from about 0.001% to about 30% by weight of the flowback aid 30 composition, encompassing any value and subset therebetween (e.g., about 0.01% to about 5%).

[0110] The aqueous base fluid and the high solvency fluid have been described above, however, other suitable fluids may be included in the flowback

aid composition in the aqueous phase or the oil phase thereof provided that it does not interfere with the performance of the flowback aid composition described herein. For example, the fluid can be at least one of crude oil, dipropylene glycol methyl ether, dipropylene glycol dimethyl ether, dipropylene glycol methyl ether, dipropylene glycol dimethyl ether, dimethyl formamide, diethylene glycol methyl ether, ethylene glycol butyl ether, diethylene glycol butyl ether, butylglycidyl ether, propylene carbonate, D-limonene, a C2-C40 fatty acid C1-C10 alkyl ester (*e.g.*, a fatty acid methyl ester), tetrahydrofurfuryl methacrylate, tetrahydrofurfuryl acrylate, 2-butoxy ethanol, butyl acetate, butyl lactate, furfuryl acetate, dimethyl sulfoxide, dimethyl formamide, a petroleum distillation product of fraction (*e.g.*, diesel, kerosene, naphthas, and the like), a mineral oil, a hydrocarbon oil, a hydrocarbon including an aromatic carbon-carbon bond (*e.g.*, benzene, toluene), a hydrocarbon including an alpha olefin, xylenes, an ionic liquid, methyl ethyl ketone, an ester of oxalic, maleic or succinic acid, methanol, ethanol, propanol (iso- or normal-), butyl alcohol (iso-, tert-, or normal-), an aliphatic hydrocarbon (*e.g.*, cyclohexanone, hexane), water, brine, produced water, flowback water, brackish water, sea water, and a downhole fluid.

[0111] A downhole fluid may become incorporated in the flowback aid composition, without departing from the scope of the present disclosure and may be present in either the aqueous phase (*e.g.*, separated water) or the oil phase, depending on the composition of the downhole fluid. For example, the flowback aid composition may be combined with any suitable downhole fluid before, during, or after introduction of the flowback aid composition in a subterranean formation or upon contacting the flowback aid composition with subterranean material. In some examples, the flowback aid composition may be combined with a downhole fluid above the surface, and then the combined composition is placed in a subterranean formation or contacted with a subterranean material. In another example, the flowback aid composition may be introduced into a subterranean formation to combine with a downhole fluid, and the combined composition is contacted with a subterranean material or is considered to be placed in the subterranean formation. The placement of the flowback aid composition in the subterranean formation may include contacting subterranean material.

[0112] In some embodiments, the flowback aid composition may include any suitable amount of any suitable additional materials used in a downhole treatment fluid for use in a subterranean formation operation. For example, the flowback aid composition may include proppant, acid, alcohol or polyol, cellulose, starch, alkalinity control agents, acidity control agents, density control agents, density modifiers, emulsifiers, dispersants, polymeric stabilizers, polyacrylamides, a polymer or combination of polymers, antioxidants, heat stabilizers, foam control agents, solvents, diluents, plasticizer, filler or inorganic particles, pigments, dyes, precipitating agents, oil-wetting agents, set retarding additives, surfactants, gases, weight reducing additives, heavy-weight additives, lost circulation materials, filtration control additives, salts (*e.g.*, any suitable salt, such as potassium salts, such as potassium chloride, potassium bromide, potassium formate; calcium salts, such as calcium chloride, calcium bromide, calcium formate; cesium salts such as cesium chloride, cesium bromide, cesium formate; and the like; and any combination thereof), fibers, thixotropic additives, breakers, crosslinkers, rheology modifiers, curing accelerators, curing retarders, pH modifiers, chelating agents, scale inhibitors, enzymes, resins, water control materials, disproportionate permeability modifiers, relative permeability modifiers, oxidizers, markers, Portland cement, pozzolana cement, gypsum cement, high alumina content cement, slag cement, sorel cement (*e.g.*, $Mg_4Cl_2(OH)_6(H_2O)_8$), micro matrix cement, silica cement, fly ash, metakaolin, shale, zeolite, a crystalline silica compound, amorphous silica, hydratable clays, microspheres, lime, or a combination thereof.

[0113] In various embodiments, the additional materials may include one or more commercially available components such as: COLDTROL®, ATC®, OMC 2™, and OMC 42™ thinner additives; RHEMOD™ viscosifier and suspension agent; TEMPERUS™ and VIS-PLUS® additives for providing temporary increased viscosity; TAU-MOD™ viscosifying/suspension agent; ADAPTA®, DURATONE® HT, THERMO TONE™, BDF™-366, and BDF™-454 filtration control agents; LIQUITONE™ polymeric filtration agent and viscosifier; FACTANT™ emulsion stabilizer; LE SUPERMUL™, EZ MUL® NT, and FORTI-MUL® emulsifiers; DRIL TREAT® oil wetting agent for heavy fluids; AQUATONE-S™ wetting agent; BARACARB® bridging agent; BAROID® weighting agent; BAROLIFT® hole sweeping agent; SWEEP-WATE® sweep weighting agent; BDF-508 rheology

modifier; and GELTONE® II organophilic clay. In various embodiments, the demulsifier composition or a mixture including the same can include one or more additive components such as: X-TEND® II, PACTM-R, PACTM-L, LIQUI-VIS® EP, BRINEDRIL-VISTM, BARAZAN®, N-VIS®, and AQUAGEL® viscosifiers; THERMA-CHEK®, N-DRILTM, N-DRILTM HT PLUS, IMPERMEX®, FILTERCHEKTM, DEXTRID®, CARBONOX®, and BARANEX® filtration control agents; PERFORMATROL®, GEMTM, EZ-MUD®, CLAY GRABBER®, CLAYSEAL®, CRYSTAL-DRIL®, and CLAY SYNCTM II shale stabilizers; NXS-LUBETM, EP MUDLUBE®, and DRIL-N-SLIDETM lubricants; QUIK-THIN®, IRON-THINTM, THERMA-THIN®, and ENVIRO-THINTM thinners; SOURSCAVTM scavenger; BARACOR® corrosion inhibitor; and WALL-NUT®, SWEEP-WATE®, STOPPITTM, PLUG-GIT®, BARACARB®, DUO-SQUEEZE®, BAROFIBRE™, STEELSEAL®, and HYDRO-PLUG® lost circulation management materials.

[0114] In various embodiments, the flowback aid composition(s) (collectively referring to the flowback aid composition(s) alone or included in a treatment fluid) disclosed herein can directly or indirectly affect one or more components or pieces of equipment associated with the preparation, delivery, recapture, recycling, reuse, and/or disposal of the flowback aid composition(s). For example, and with reference to FIG. 1, the flowback aid composition(s) can directly or indirectly affect one or more components or pieces of equipment associated with an exemplary wellbore drilling assembly 100, according to one or more embodiments. It should be noted that while FIG. 1 generally depicts a land-based drilling assembly, those skilled in the art will readily recognize that the principles described herein are equally applicable to subsea drilling operations that employ floating or sea-based platforms and rigs, without departing from the scope of the disclosure.

[0115] As illustrated, the drilling assembly 100 can include a drilling platform 102 that supports a derrick 104 having a traveling block 106 for raising and lowering a drill string 108. The drill string 108 can include drill pipe and coiled tubing, as generally known to those skilled in the art. A kelly 110 supports the drill string 108 as it is lowered through a rotary table 112. A drill bit 114 is attached to the distal end of the drill string 108 and is driven either by a downhole motor and/or via rotation of the drill string 108 from the well

surface. As the bit 114 rotates, it creates a wellbore 116 that penetrates various subterranean formations 118.

[0116] A pump 120 (*e.g.*, a mud pump) circulates drilling fluid 122 through a feed pipe 124 and to the kelly 110, which conveys the drilling fluid 122 downhole through the interior of the drill string 108 and through one or more orifices in the drill bit 114. The drilling fluid 122 is then circulated back to the surface via an annulus 126 defined between the drill string 108 and the walls of the wellbore 116. At the surface, the recirculated or spent drilling fluid 122 exits the annulus 126 and can be conveyed to one or more fluid processing unit(s) 128 via an interconnecting flow line 130. After passing through the fluid processing unit(s) 128, a "cleaned" drilling fluid 122 is deposited into a nearby retention pit 132 (*e.g.*, a mud pit). While the fluid processing unit(s) 128 is illustrated as being arranged at the outlet of the wellbore 116 via the annulus 126, those skilled in the art will readily appreciate that the fluid processing unit(s) 128 can be arranged at any other location in the drilling assembly 100 to facilitate its proper function, without departing from the scope of the disclosure.

[0117] The flowback aid composition can be added to the drilling fluid 122 via a mixing hopper 134 communicably coupled to or otherwise in fluid communication with the retention pit 132. The mixing hopper 134 can include mixers and related mixing equipment known to those skilled in the art. In other embodiments, however, the flowback aid composition(s) can be added to the drilling fluid 122 at any other location in the drilling assembly 100. In at least one embodiment, for example, there could be more than one retention pit 132, such as multiple retention pits 132 in series. Moreover, the retention pit 132 can be representative of one or more fluid storage facilities and/or units where the flowback aid composition(s) can be stored, reconditioned, and/or regulated until added to the drilling fluid 122.

[0118] As mentioned above, the flowback aid composition can directly or indirectly affect the components and equipment of the drilling assembly 100. For example, the flowback composition can directly or indirectly affect the fluid processing unit(s) 128, which can include one or more of a shaker (*e.g.*, shale shaker), a centrifuge, a hydrocyclone, a separator (including magnetic and electrical separators), a desilter, a desander, a separator, a filter (*e.g.*, diatomaceous earth filters), a heat exchanger, or any fluid reclamation

equipment. The fluid processing unit(s) 128 can further include one or more sensors, gauges, pumps, compressors, and the like used to store, monitor, regulate, and/or recondition the flowback aid composition.

[0119] The flowback aid composition can directly or indirectly affect the pump 120, which representatively includes any conduits, pipelines, trucks, tubulars, and/or pipes used to fluidically convey the flowback aid composition to the subterranean formation; any pumps, compressors, or motors (*e.g.*, topside or downhole) used to drive the flowback aid composition into motion; any valves or related joints used to regulate the pressure or flow rate of the flowback aid composition; and any sensors (*e.g.*, pressure, temperature, flow rate, and the like), gauges, and/or combinations thereof, and the like. The flowback aid composition can also directly or indirectly affect the mixing hopper 134 and the retention pit 132 and their assorted variations.

[0120] The flowback aid composition can also directly or indirectly affect the various downhole or subterranean equipment and tools that can come into contact with the flowback aid composition such as the drill string 108, any floats, drill collars, mud motors, downhole motors, and/or pumps associated with the drill string 108, and any measurement while drilling (MWD)/logging while drilling (LWD) tools and related telemetry equipment, sensors, or distributed sensors associated with the drill string 108. The flowback aid composition can also directly or indirectly affect any downhole heat exchangers, valves, and corresponding actuation devices, tool seals, packers, other wellbore isolation devices or components, and the like associated with the wellbore 116. The flowback aid composition can also directly or indirectly affect the drill bit 114, which can include roller cone bits, polycrystalline diamond compact (PDC) bits, natural diamond bits, hole openers, reamers, coring bits, and the like.

[0121] While not specifically illustrated herein, the flowback aid composition can also directly or indirectly affect any transport or delivery equipment used to convey the flowback aid composition to the drilling assembly 100 such as, for example, any transport vessels, conduits, pipelines, trucks, tubulars, and/or pipes used to fluidically move the flowback aid composition from one location to another; any pumps, compressors, or motors used to drive the flowback aid composition into motion; any valves or related joints used to regulate the pressure or flow rate of the flowback aid composition; and any

sensors (e.g., pressure and temperature), gauges, and/or combinations thereof, and the like.

[0122] In various embodiments, the present disclosure provides systems configured for delivering the flowback aid compositions (again, collectively referring to the flowback aid compositions alone or within a treatment fluid) described herein to a downhole location. In various embodiments, the systems can comprise a pump fluidly coupled to a tubular, the tubular containing the flowback aid compositions described herein. It will be appreciated that while the system described below may be used for delivering any one of the flowback aid compositions described herein, each flowback aid composition is delivered separately into the subterranean formation, unless otherwise indicated.

[0123] The pump may be a high pressure pump in some embodiments. As used herein, the term "high pressure pump" will refer to a pump that is capable of delivering a flowback aid composition downhole at a pressure of about 1000 psi or greater. A high pressure pump may be used when it is desired to introduce the flowback aid composition to a subterranean formation at or above a fracture gradient of the subterranean formation, but it may also be used in cases where fracturing is not desired. In some embodiments, the high pressure pump may be capable of fluidly conveying particulate matter, such as the particulates described in some embodiments herein, into the subterranean formation. Suitable high pressure pumps will be known to one having ordinary skill in the art and may include, but are not limited to, floating piston pumps and positive displacement pumps.

[0124] In other embodiments, the pump may be a low pressure pump. As used herein, the term "low pressure pump" will refer to a pump that operates at a pressure of about 1000 psi or less. In some embodiments, a low pressure pump may be fluidly coupled to a high pressure pump that is fluidly coupled to the tubular. That is, in such embodiments, the low pressure pump may be configured to convey the flowback aid composition to the high pressure pump. In such embodiments, the low pressure pump may "step up" the pressure of the flowback aid composition before reaching the high pressure pump.

[0125] In some embodiments, the systems described herein can further comprise a mixing tank that is upstream of the pump and in which the flowback aid composition are formulated. In various embodiments, the pump (e.g., a low pressure pump, a high pressure pump, or a combination thereof) may convey the flowback aid composition from the mixing tank or other source of the flowback aid composition to the tubular. In other embodiments, however, the flowback aid composition may be formulated offsite and transported to a worksite, in which case the flowback aid composition may be introduced to the tubular via the pump directly from its shipping container (e.g., a truck, a railcar, a barge, or the like) or from a transport pipeline. In either case, the flowback aid composition may be drawn into the pump, elevated to an appropriate pressure, and then introduced into the tubular for delivery downhole.

[0126] FIG. 2 shows an illustrative schematic of a system that can deliver the flowback aid composition(s) of the present disclosure to a downhole location, according to one or more embodiments. It should be noted that while FIG. 2 generally depicts a land-based system, it is to be recognized that like systems may be operated in subsea locations as well. As depicted in FIG. 2, system 1 may include mixing tank 10, in which the flowback aid composition of the embodiments herein may be formulated. The flowback aid composition may be conveyed via line 12 to wellhead 14, where the flowback aid composition enter tubular 16, tubular 16 extending from wellhead 14 into subterranean formation 18. Upon being ejected from tubular 16, the flowback aid composition may subsequently penetrate into subterranean formation 18. Pump 20 may be configured to raise the pressure of the flowback aid composition to a desired degree before introduction into tubular 16. It is to be recognized that system 1 is merely exemplary in nature and various additional components may be present that have not necessarily been depicted in FIG. 2 in the interest of clarity. Non-limiting additional components that may be present include, but are not limited to, supply hoppers, valves, condensers, adapters, joints, gauges, sensors, compressors, pressure controllers, pressure sensors, flow rate controllers, flow rate sensors, temperature sensors, and the like.

[0127] Although not depicted in FIG. 2, the flowback aid composition or a portion thereof may, in some embodiments, flow back to wellhead 14 and exit subterranean formation 18. In some embodiments, the flowback aid

composition that has flowed back to wellhead 14 may subsequently be recovered and recirculated to subterranean formation 18, or otherwise treated for use in a subsequent subterranean operation or for use in another industry.

[0128] It is also to be recognized that the disclosed flowback aid composition(s) may also directly or indirectly affect the various downhole equipment and tools that may come into contact with therewith during operation. Such equipment and tools may include, but are not limited to, wellbore casing, wellbore liner, completion string, insert strings, drill string, coiled tubing, slickline, wireline, drill pipe, drill collars, mud motors, downhole motors and/or pumps, surface-mounted motors and/or pumps, centralizers, 10 turbolizers, scratchers, floats (e.g., shoes, collars, valves, etc.), logging tools and related telemetry equipment, actuators (e.g., electromechanical devices, hydromechanical devices, etc.), sliding sleeves, production sleeves, plugs, screens, filters, flow control devices (e.g., inflow control devices, autonomous inflow control devices, outflow control devices, etc.), couplings (e.g., electro- 15 hydraulic wet connect, dry connect, inductive coupler, etc.), control lines (e.g., electrical, fiber optic, hydraulic, etc.), surveillance lines, drill bits and reamers, sensors or distributed sensors, downhole heat exchangers, valves and corresponding actuation devices, tool seals, packers, cement plugs, bridge plugs, 20 and other wellbore isolation devices, or components, and the like. Any of these components may be included in the systems generally described above and depicted in FIG. 2.

[0129] While various embodiments have been shown and described herein, modifications may be made by one skilled in the art without departing 25 from the scope of the present disclosure. The embodiments described here are exemplary only, and are not intended to be limiting. Many variations, combinations, and modifications of the embodiments disclosed herein are possible and are within the scope of the disclosure. Accordingly, the scope of protection is not limited by the description set out above, but is defined by the 30 claims which follow, that scope including all equivalents of the subject matter of the claims.

[0130] Embodiments disclosed herein include:

[0131] Embodiment A: A method comprising: introducing into a subterranean formation a flowback aid composition comprising: an aqueous

phase comprising an aqueous base fluid; a surfactant blend comprising: a C₈-C₁₈ alcohol ethoxylate; a fatty acid alkanolamide; and optionally, a surfactant selected from the group consisting of a non-ionic surfactant, an anionic surfactant, a cationic surfactant, an amphoteric surfactant, and any combination thereof; and a demulsifier selected from the group consisting of a desalter agent to separate water from crude oil, a treater agent to flocculate submicron particulates from crude oil, and any combination thereof.

[0132] Embodiment B: A method comprising: introducing into a subterranean formation a flowback aid composition comprising: an aqueous phase comprising an aqueous base fluid; an oil phase comprising a high-solvency oil; a surfactant blend comprising: a C₈-C₁₈ alcohol ethoxylate; a fatty acid alkanolamide; and optionally, a surfactant selected from the group consisting of a non-ionic surfactant, an anionic surfactant, a cationic surfactant, an amphoteric surfactant, and any combination thereof; and a demulsifier selected from the group consisting of a desalter agent to separate water from crude oil, a treater agent to flocculate submicron particulates from crude oil, and any combination thereof.

[0133] Embodiment C: A flowback aid composition comprising: an aqueous phase comprising an aqueous base fluid; a surfactant blend comprising: a C₈-C₁₈ alcohol ethoxylate; a fatty acid alkanolamide; and optionally, a surfactant selected from the group consisting of a non-ionic surfactant, an anionic surfactant, a cationic surfactant, an amphoteric surfactant, and any combination thereof; and a demulsifier selected from the group consisting of a desalter agent to separate water from crude oil, a treater agent to flocculate submicron particulates from crude oil, and any combination thereof.

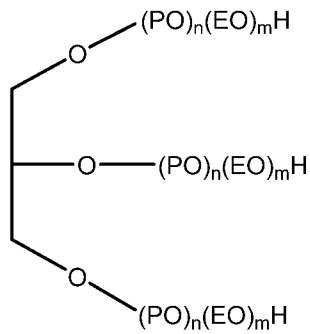
[0134] Each of Embodiments A, B, and C may have one or more of the following additional elements in any combination, without limitation:

[0135] Element 1: Wherein the flowback aid composition is a mesophase emulsion.

[0136] Element 2: Wherein the flowback aid composition comprises an oil phase comprising a high-solvency oil, and the flowback aid composition is a microemulsion or a nanoemulsion.

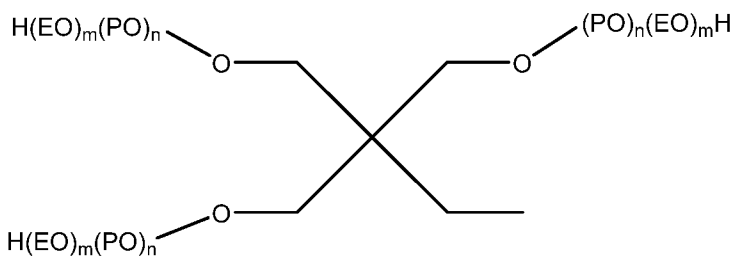
[0137] Element 3: Wherein the desalter agent is selected from the group consisting of a polyalkylene oxide polyol, a polyether polyol, a dendritic polyalkylene oxide polyol, and any combination thereof.

[0138] Element 4: Wherein the desalter agent is selected from the group consisting of Structure XV, Structure XVI, Structure XVII, and any combination thereof, as follows:



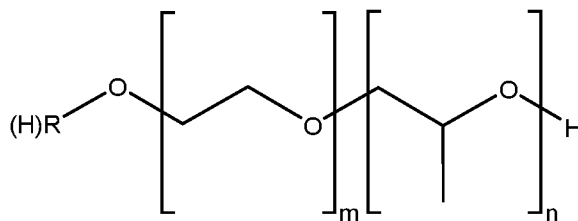
Structure XV,

wherein $(PO)_n$ represents moles of propylene oxide, $(EO)_m$ represents moles of ethylene oxide, n is an integer of from about 1 to about 15, and m is an integer of from about 1 to about 15;



Structure XVI,

wherein $(PO)_n$ represents moles of propylene oxide, $(EO)_m$ represents moles of ethylene oxide, n is an integer of from about 1 to about 15, and m is an integer of from about 1 to about 15;

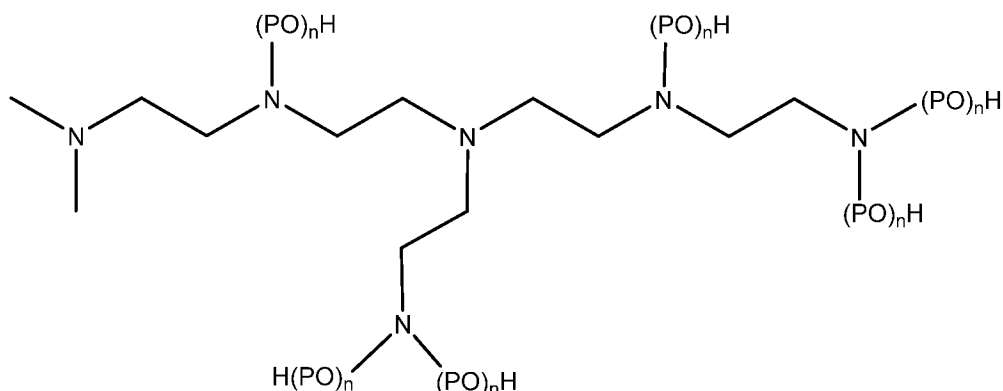


Structure XVII

wherein R is H, C1, C2, C3, C4, or C6, m is an integer of from about 1 to about 20, and n is an integer of from about 1 to about 20.

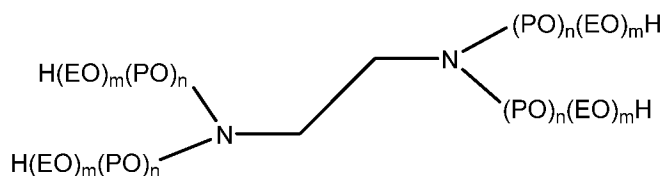
[0139] Element 5: Wherein the treater agent is selected from the group consisting of a polyethyleneimine alkoxylate, an ethylenediamine alkoxylate, and any combination thereof.

[0140] Element 6: Wherein the treater agent is selected from the group consisting of Structure XVIII, Structure XIX, and any combination thereof,
5 as follows:



Structure XVIII,

wherein, $(PO)_n$ represents moles of propylene oxide, and n is an integer of
10 from about 1 to about 10;



Structure XIX,

wherein, $(PO)_n$ represents moles of propylene oxide, $(EO)_m$ represents moles of ethylene oxide, n is an integer of from about 1 to about 10, and m is an integer of from about 1 to about 10.

[0141] Element 7: Wherein the flowback aid composition further
15 comprises a dropper agent to coalesce and release free water.

[0142] Element 8: Wherein the flowback aid composition further
comprises a dropper agent to coalesce and release free water, and the dropper agent is an alkoxylated alkylphenol resin.

[0143] Element 9: Wherein the flowback aid composition further
20 comprises a flowback additive selected from the group consisting of an oil-soluble C_8 - C_{13} isoalcohol, an aqueous-soluble co-solvent, a co-surfactant, and any combination thereof.

[0144] Element 10: Further comprising introducing the flowback aid composition into a subterranean formation alone or in a treatment fluid at a pressure above a fracture gradient of the subterranean formation to create or enhance at least one fracture therein.

5 **[0145]** Element 11: Further comprising reducing or eliminating an emulsion present in a subterranean formation, reducing or eliminating formation of an emulsion in the subterranean formation, or reducing or eliminating both an emulsion present in the subterranean formation and formation of an emulsion in the subterranean formation.

10 **[0146]** Element 12: Further comprising introducing the flowback aid composition into a subterranean formation and wherein the subterranean formation comprises an emulsion of produced petroleum, and further comprising contacting the emulsion of produced petroleum with the flowback aid composition, thereby reducing or eliminating the emulsion of produced
15 petroleum.

[0147] Element 13: Further comprising a tubular extending into a subterranean formation and fluidly coupled to a pump, the tubular containing the flowback aid composition.

[0148] By way of non-limiting example, exemplary combinations
20 applicable to A, B, and/or C include: 1-13; 2, 3, and 5; 6 and 10; 1, 5, 8, and 15; 11, 12, and 13; 9 and 11; 4, 6, 7, 8, and 13; 2, 3, and 12; 1, 3, and 5; 2 and 7; 11, 12, and 13; and any combination of one, more than one, or all of 1-13, without limitation.

[0149] To facilitate a better understanding of the embodiments of
25 the present disclosure, the following examples of preferred or representative embodiments is given. In no way should the following examples be read to limit, or to define, the scope of the present disclosure.

[0150] EXAMPLE 1: In this example, Formulae 747-815 were prepared according to Tables 1-9 to compare the ability of the flowback aid
30 compositions described herein comprising high-solvency oil with traditional hydrocarbon solvents to form Winsor Type IV microemulsions in the presence of demulsifier(s). The components include various commercially available compounds, the type of which is provided in the following tables. The symbol "--" indicates that the particular component was not used in the listed Formula.

TABLE 1

Component	Category	747	748	749	750	751	752	753	754
		Volume Fraction (%)							
DI water	Water	17.5	20.0	20.0	20.0	20.0	20.0	20.0	20.0
ELEVANCE CLEAN® 1000	High-Solvency Oil	6.0	9.0	10.0	10.0	10.0	10.0	10.0	10.0
ESCAID™ PATHFRAC™ Fluid	Aromatic Oil	2.5	--	--	--	--	--	--	--
1-Butanol	Co-Surfactant	5.0	5.0	5.0	5.0	5.0	5.0	5.0	5.0
95% Ethanol	Co-Solvent	34.0	34.0	35.0	35.0	35.0	35.0	35.0	35.0
TERGITOL™ 15-S-7 Surfactant	Ethoxylated Alcohol	5.0	5.0	6.0	6.0	6.0	6.0	6.0	6.0
AMADOL® 511 Surfactant	Alkanolamide	5.0	5.0	6.0	6.0	6.0	6.0	6.0	6.0
NINEX® MT-615 Surfactant	Fatty Acid Ethoxylate	5.0	5.0	6.0	6.0	6.0	6.0	6.0	6.0
CLEARBREAK® 8967 Surfactant	Alkoxylated Alkylphenol Resin	18.0	15.0	10.0	--	--	--	--	--
BASOROL® P-DB 9429 Surfactant	Alkoxylated Alkylphenol Resin	--	--	--	10.0	--	--	--	--
BASOROL® P-DB 9935 Surfactant	Alkoxylated Alkylphenol Resin	--	--	--	--	10.0	--	--	--
BASOROL® P-DB 9945 Surfactant	Alkoxylated Alkylphenol Resin	--	--	--	--	--	10.0	--	--
BASOROL® P-DB 9947 Surfactant	Alkoxylated Alkylphenol Resin	--	--	--	--	--	--	10.0	--
BASOROL® P-DB 9954A Surfactant	Alkoxylated Alkylphenol Resin	--	--	--	--	--	--	--	10.0

EXXAL™ 13	Isotridecyl Alcohol	2.0	2.0	2.0	2.0	2.0	2.0	2.0	2.0
-----------	---------------------	-----	-----	-----	-----	-----	-----	-----	-----

[0151]

TABLE 2

Component	Category	755	756	757	758	759	760	761	762
		Volume Fraction (%)							
DI water	Water	20.0	20.0	20.0	20.0	20.0	20.0	20.0	20.0
ELEVANCE CLEAN® 1000	High-Solvency Oil	10.0	10.0	10.0	10.0	10.0	10.0	10.0	10.0
1-Butanol	Co-Surfactant	5.0	5.0	5.0	5.0	5.0	5.0	5.0	5.0
95% Ethanol	Co-Solvent	35.0	35.0	35.0	35.0	35.0	35.0	35.0	35.0
TERGITOL™ 15-S-7 Surfactant	Ethoxylated Alcohol	6.0	6.0	6.0	6.0	6.0	6.0	6.0	6.0
AMADOL® 511 Surfactant	Alkanolamide	6.0	6.0	6.0	6.0	6.0	6.0	6.0	6.0
NINEX® MT-615 Surfactant	Fatty Acid Ethoxylate	6.0	6.0	6.0	6.0	6.0	6.0	6.0	6.0
BASOROL® P-DB 9955 Surfactant	Alkoxylated Alkylphenol Resin	10.0	--	--	--	--	--	--	--
BASOROL® P-DB 9934 Surfactant	Alkoxylated Alkylphenol Resin	--	10.0	--	--	--	--	--	--
BASOROL® P-DB 9946 Surfactant	Alkoxylated Alkylphenol Resin	--	--	10.0	--	--	--	--	--
BASOROL® P-DB 9954 Surfactant	Alkoxylated Alkylphenol Resin	--	--	--	10.0	--	--	--	--
BASOROL® P-DB 9958 Surfactant	Alkoxylated Alkylphenol Resin	--	--	--	--	10.0	--	--	--
BASOROL® 17R4 Surfactant	EO/PO Block Copolymer	--	--	--	--	--	10.0	--	--

BASOROL® 25R2 Surfactant	EO/PO Block Copolymer	--	--	--	--	--	--	10.0	--
BASOROL® L31 Surfactant	EO/PO Block Copolymer	--	--	--	--	--	--	--	10.0
EXXAL™ 13	Isotridecyl Alcohol	2.0	2.0	2.0	2.0	2.0	2.0	2.0	2.0

[0152]

TABLE 3

Component	Category	763	764	765	766	767	768	769	770
		Volume Fraction (%)							
DI water	Water	20.0	20.0	20.0	20.0	20.0	20.0	20.0	20.0
ELEVANCE CLEAN® 1000	High-Solvency Oil	10.0	10.0	10.0	10.0	10.0	10.0	10.0	10.0
1-Butanol	Co-Surfactant	5.0	5.0	5.0	5.0	5.0	5.0	5.0	5.0
95% Ethanol	Co-Solvent	35.0	35.0	35.0	35.0	35.0	35.0	35.0	35.0
TERGITOL™ 15-S-7 Surfactant	Ethoxylated Alcohol	6.0	6.0	6.0	6.0	6.0	6.0	6.0	6.0
AMADOL® 511 Surfactant	Alkanolamide	6.0	6.0	6.0	6.0	6.0	6.0	6.0	6.0
NINEX® MT-615 Surfactant	Fatty Acid Ethoxylate	6.0	6.0	6.0	6.0	6.0	6.0	6.0	6.0
BASOROL® L 61 Surfactant	EO/PO Block Copolymer	10.0	--	--	--	--	--	--	--
BASOROL® L 62 Surfactant	EO/PO Block Copolymer	--	10.0	--	--	--	--	--	--
BASOROL® L 101 Surfactant	EO/PO Block Copolymer	--	--	10.0	--	--	--	--	--
BASOROL® P 17R2 Surfactant	EO/PO Block Copolymer	--	--	--	10.0	--	--	--	--
BASOROL® PE 6400 Surfactant	EO/PO Block Copolymer	--	--	--	--	10.0	--	--	--

BASOROL® PE 10100 Surfactant	EO/PO Block Copolymer	--	--	--	--	--	10.0	--	--
BASOROL® G 3218 Surfactant	Polyether Polyol	--	--	--	--	--	--	10.0	--
BASOROL® G 6523 Surfactant	Polyether Polyol	--	--	--	--	--	--	--	10.0
EXXAL™ 13	Isotridecyl Alcohol	2.0	2.0	2.0	2.0	2.0	2.0	2.0	2.0

[0153]

TABLE 4

Component	Category	771	772	773	774	775	776	777	778
		Volume Fraction (%)							
DI water	Water	20.0	20.0	20.0	20.0	20.0	20.0	20.0	20.0
ELEVANCE CLEAN® 1000	High-Solvency Oil	10.0	10.0	10.0	10.0	10.0	10.0	10.0	10.0
1-Butanol	Co-Surfactant	5.0	5.0	5.0	5.0	5.0	5.0	5.0	5.0
95% Ethanol	Co-Solvent	35.0	35.0	35.0	35.0	35.0	35.0	35.0	35.0
TERGITOL™ 15-S-7 Surfactant	Ethoxylated Alcohol	6.0	6.0	6.0	6.0	6.0	6.0	6.0	6.0
AMADOL® 511 Surfactant	Alkanolamide	6.0	6.0	6.0	6.0	6.0	6.0	6.0	6.0
NINEX® MT-615 Surfactant	Fatty Acid Ethoxylate	6.0	6.0	6.0	6.0	6.0	6.0	6.0	6.0
BASOROL® K 1026 Surfactant	Polyether Polyol	10.0	--	--	--	--	--	--	--
BASOROL® K 1135I Surfactant	Polyether Polyol	--	10.0	--	--	--	--	--	--
BASOROL® K 2090 Surfactant	Polyether Polyol	--	--	10.0	--	--	--	--	--
BASOROL® K 3800 Surfactant	Polyether Polyol	--	--	--	10.0	--	--	--	--

BASOROL® 150R1 Surfactant	Tetrol EO/PO Block Copolymer	--	--	--	--	10.0	--	--	--
BASOROL® P-DB 5951 Surfactant	Tetrol EO/PO Block Copolymer	--	--	--	--	--	10.0	--	--
BASOROL® 904 Surfactant	Tetrol EO/PO Block Copolymer	--	--	--	--	--	--	10.0	--
BASOROL® P-DB 9360 Surfactant	PEI Alkoxylate	--	--	--	--	--	--	--	10.0
EXXAL™ 13	Isotridecyl Alcohol	2.0	2.0	2.0	2.0	2.0	2.0	2.0	2.0

[0154]

TABLE 5

Component	Category	779	780	781	782	783	784	785	786
		Volume Fraction (%)							
DI water	Water	20.0	20.0	20.0	20.0	20.0	20.0	20.0	20.0
ELEVANCE CLEAN® 1000	High-Solvency Oil	10.0	10.0	10.0	10.0	9.0	10.0	9.0	10.0
ESCAID™ PATHFRAC™ Fluid	Aromatic Oil	2.5	--	--	--	--	--	--	--
1-Butanol	Co-Surfactant	5.0	5.0	5.0	5.0	5.0	5.0	5.0	5.0
95% Ethanol	Co-Solvent	35.0	35.0	35.0	35.0	34.0	35.0	34.0	35.0
TERGITOL™ 15-S-7 Surfactant	Ethyoxylated Alcohol	6.0	6.0	6.0	6.0	5.0	6.0	5.0	6.0
AMADOL® 511 Surfactant	Alkanolamide	6.0	6.0	6.0	6.0	5.0	6.0	5.0	6.0
NINEX® MT-615 Surfactant	Fatty Acid Ethoxylate	6.0	6.0	6.0	6.0	5.0	6.0	5.0	6.0
BASOROL® P-DB 9360 Surfactant	PEI Alkoxylate	10.0	--	--	--	--	--	--	--

BASOROL® P-DB 9392 Surfactant	PEI Alkoxylate	--	10.0	--	--	--	--	--	--
BASOROL® P-BD 9393 Surfactant	PEI Alkoxylate	--	--	10.0	--	--	--	--	--
CLEARBREAK® 8967 Surfactant	Alkoxylated Alkylphenol Resin	--	--	--	10.0	15.0	10.0	15.0	10.0
EXXAL™ 13	Isotridecyl Alcohol	2.0	2.0	2.0	--	2.0	2.0	--	--
BIO-SOFT® N-300 Surfactant	Triethanolamine Linear Alkylate Sulfonate	--	--	--	2.0	--	--	2.0	2.0

[0155]

TABLE 6

Component	Category	787	788	789	790	791	792	793	794
		Volume Fraction (%)							
DI water	Water	20.0	20.0	20.0	20.0	20.0	20.0	20.0	20.0
ESCAID™ PATHFRAC™ Fluid	Aromatic Oil	9.0	10.0	9.0	10.0	--	--	--	--
Orange Terpene	Orange Oil	--	--	--	--	9.0	10.0	9.0	10.0
1-Butanol	Co-Surfactant	5.0	5.0	5.0	5.0	5.0	5.0	5.0	5.0
95% Ethanol	Co-Solvent	34.0	35.0	34.0	35.0	34.0	35.0	34.0	35.0
TERGITOL™ 15-S-7 surfactant	Ethyoxylated Alcohol	5.0	6.0	5.0	6.0	5.0	6.0	5.0	6.0
AMADOL® 511 Surfactant	Alkanolamide	5.0	6.0	5.0	6.0	5.0	6.0	5.0	6.0
NINEX® MT-615 Surfactant	Fatty Acid Ethoxylate	5.0	6.0	5.0	6.0	5.0	6.0	5.0	6.0
CLEARBREAK® 8967 Surfactant	Alkoxylated Alkylphenol Resin	15.0	10.0	15.0	10.0	15.0	10.0	15.0	10.0
DOWFAX™ 2A1 Surfactant	Diphenyl Oxide Derived	2.0	2.0	--	--	--	--	--	--

DOWFAX™ 3B2 Surfactant	Diphenyl Oxide Derived	--	--	2.0	2.0	--	--	--	--
EXXAL™ 13	Isotridecyl Alcohol	--	--	--	--	2.0	2.0	--	--
BIO-SOFT® N-300 Surfactant	Triethanolamine Linear Alkylate Sulfonate	--	--	--	--	--	--	2.0	2.0

[0156]

TABLE 7

Component	Category	795	796	797	798	799	800	801	802
		Volume Fraction (%)							
DI water	Water	20.0	20.0	20.0	20.0	20.0	20.0	20.0	20.0
ESCAID™ PATHFRAC™ Fluid	Aromatic Oil	9.0	10.0	9.0	10.0	9.0	10.0	--	--
ELEVANCE CLEAN® 1000	High-Solvency Oil	--	--	--	--	--	--	9.0	10.0
1-Butanol	Co-Surfactant	5.0	5.0	5.0	5.0	5.0	5.0	5.0	5.0
95% Ethanol	Co-Solvent	34.0	35.0	34.0	35.0	34.0	35.0	34.0	35.0
TERGITOL™ 15-S-7 Surfactant	Ethyoxylated Alcohol	5.0	6.0	5.0	6.0	5.0	6.0	6.0	7.0
AMADOL® 511 Surfactant	Alkanolamide	5.0	6.0	5.0	6.0	5.0	6.0	5.0	6.0
NINEX® MT-615 Surfactant	Fatty Acid Ethoxylate	5.0	6.0	5.0	6.0	5.0	6.0	5.0	6.0
CLEARBREAK® 8967 Surfactant	Alkoxylated Alkylphenol Resin	15.0	10.0	15.0	10.0	15.0	10.0	15.0	10.0
AMMONYX® LMDO Surfactant	Amine Oxide	2.0	2.0	2.0	2.0	2.0	2.0	--	--

5

[0157]

TABLE 8

Component	Category	803	804	805	806	807	808	809	810
		Volume Fraction (%)							

DI water	Water	20.0	20.0	20.0	20.0	20.0	20.0	20.0	30.0
ELEVANCE CLEAN® 1000	High-Solvency Oil	9.0	10.0	9.0	9.0	9.0	9.0	9.0	10.0
1-Butanol	Co-Surfactant	5.0	5.0	5.0	5.0	5.0	5.0	5.0	5.0
95% Ethanol	Co-Solvent	34.0	35.0	34.0	34.0	34.0	34.0	34.0	25.0
TERGITOL™ 15-S-7 surfactant	Ethyoxylated Alcohol	5.0	6.0	5.0	5.0	5.0	5.0	5.0	6.0
AMADOL® 511 Surfactant	Alkanolamide	5.0	6.0	--	--	--	--	--	6.0
AMADOL® 1017 Surfactant	Alkanolamide	--	--	5.0	--	--	--	--	--
AMADOL® 5133 Surfactant	Alkanolamide	--	--	--	5.0	--	--	--	--
AMADOL® 5195 Surfactant	Alkanolamide	--	--	--	--	5.0	--	--	--
NINOL 49-C	Alkanolamide	--	--	--	--	--	5.0	--	--
NINOL C-5	Alkanolamide	--	--	--	--	--	--	5.0	
NINEX® MT-615 Surfactant	Fatty Acid Ethoxylate	--	--	--	--	--	--	--	6.0
CLEARBREAK® 8967 Surfactant	Alkoxyated Alkylphenol Resin	15.0	10.0	15.0	10.0	15.0	10.0	15.0	10.0
AMMONYX® LMDO Surfactant	Amine Oxide	2.0	2.0	2.0	2.0	2.0	2.0	--	--

[0158]

TABLE 9

Component	Category	811	812	813	814	815
		Volume Fraction (%)				
DI water	Water	35.0	30.0	35.0	28.0	33.0
ELEVANCE CLEAN® 1000	High-Solvency Oil	10.0	10.0	10.0	10.0	10.0
1-Butanol	Co-Surfactant	5.0	5.0	5.0	5.0	5.0

95% Ethanol	Co-Solvent	20.0	25.0	20.0	25.0	20.0
TERGITOL™ 15-S-7 surfactant	Ethoxylated Alcohol	6.0	6.0	6.0	5.0	5.0
AMADOL® 511 Surfactant	Alkanolamide	6.0	6.0	6.0	5.0	5.0
NINEX® MT-615 Surfactant	Fatty Acid Ethoxylate	6.0	6.0	6.0	5.0	5.0
BASOROL® P-DB 9429 Surfactant	Alkoxylated Alkylphenol Resin	10.0	--	--	7.5	7.5
BASOROL® P-DB 9954 Surfactant	Alkoxylated Alkylphenol Resin	--	10.0	10.0	7.5	7.5
EXXAL™ 13	Isotridecyl Alcohol	2.0	2.0	2.0	2.0	2.0

[0159] The following visual observations were made on Formulas 747-815 are provided in Table 10 below. As shown, Formulae 747-782 and 801-812 exhibit Winsor Type IV clear single phase microemulsions in which a high-solvency oil is included in the formulation, according to one or more 5 embodiments of the present disclosure. That is, for Formulae 747-782 and 801-812, the high-solvency oil in combination with the various components in the flowback aid composition was able to solubilize the demulsifier components to form the Winsor Type IV microemulsions. Formulae 791-794 included orange 10 terpene oil and also exhibited Winsor Type IV clear single phase microemulsions, where such orange terpenes are able to readily form such Type IV microemulsions in the presence of alkoxylated phenolic resins. Differently, the use of mere alkane/isoalkane solvent oils is ineffective and unable to form such Type IV microemulsions in the presence of demulsifiers. Instead, as shown with 15 Formulae 783-790 and 795-800, the combination of alkane/isoalkane solvent oils and demulsifiers, such as alkoxylated phenolic resins, resulted in a Winsor Type I microemulsion characterized by two phases, in which a clear aqueous phase and a clear oil phase was observed, the clear aqueous phase microemulsion being dominant.

TABLE 10

Formula No.	Visual Emulsion Phase Observation (Microemulsions)
747	single clear phase (Type IV)
748	single clear phase (Type IV)
749	single clear phase (Type IV)
750	single clear phase (Type IV)
751	single clear phase (Type IV)
752	single clear phase (Type IV)
753	single clear phase (Type IV)
754	single clear phase (Type IV)
755	single clear phase (Type IV)
756	single clear phase (Type IV)
757	single clear phase (Type IV)
758	single clear phase (Type IV)
759	single clear phase (Type IV)
760	single clear phase (Type IV)
761	single clear phase (Type IV)
762	single clear phase (Type IV)
763	single clear phase (Type IV)
764	single clear phase (Type IV)
765	single clear phase (Type IV)
766	single clear phase (Type IV)
767	single clear phase (Type IV)
768	single clear phase (Type IV)
769	single clear phase (Type IV)
770	single clear phase (Type IV)
771	single clear phase (Type IV)
772	single clear phase (Type IV)
773	single clear phase (Type IV)
774	single clear phase (Type IV)
775	single clear phase (Type IV)
776	single clear phase (Type IV)

777	single clear phase (Type IV)
778	single clear phase (Type IV)
779	single clear phase (Type IV)
780	single clear phase (Type IV)
781	single clear phase (Type IV)
782	single clear phase (Type IV)
783	two phases, clear aqueous phase dominant, clear oil phase (Type I)
784	two phases, clear aqueous phase dominant, clear oil phase (Type I)
785	two phases, clear aqueous phase dominant, clear oil phase (Type I)
786	two phases, clear aqueous phase dominant, clear oil phase (Type I)
787	two phases, clear aqueous phase dominant, clear oil phase (Type I)
788	two phases, clear aqueous phase dominant, clear oil phase (Type I)
789	two phases, clear aqueous phase dominant, clear oil phase (Type I)
790	two phases, clear aqueous phase dominant, clear oil phase (Type I)
791	single clear phase (Type IV)
792	single clear phase (Type IV)
793	single clear phase (Type IV)
794	single clear phase (Type IV)
795	two phases, clear aqueous phase dominant, clear oil phase (Type I)
796	two phases, clear aqueous phase dominant, clear oil phase (Type I)
797	two phases, clear aqueous phase dominant, clear oil phase (Type I)
798	two phases, clear aqueous phase dominant, clear oil phase (Type I)
799	two phases, clear aqueous phase dominant, clear oil phase (Type I)
800	two phases, clear aqueous phase dominant, clear oil phase (Type I)
801	single clear phase (Type IV)
802	single clear phase (Type IV)
803	single clear phase (Type IV)
804	single clear phase (Type IV)
805	single clear phase (Type IV)
806	single clear phase (Type IV)
807	single clear phase (Type IV)
808	single clear phase (Type IV)
809	single clear phase (Type IV)

810	single clear phase (Type IV)
811	single clear phase (Type IV)
812	single clear phase (Type IV)
813	single clear phase (Type IV)
814	single clear phase (Type IV)
815	single clear phase (Type IV)

[0160] EXAMPLE 2: In this example, various selected formulae encompassed in 747-782, 791-794, 801, and 802 of Example 1 were tested to determine their RockPermSM service values. The values determined by the following procedure. A glass column was provided. The hosecock (stopper) on the column was closed. Formation water (10 milliliters (mL), 7% KCl) was added to the column. Proppant (100 mesh sand, 10 grams (g)) was slowly added to the formation water. The column was vibrated for 10 seconds to pack the sand. The hosecock was opened and the formation water was allowed to flow until the meniscus reached the top of the sand bed. The pore volume (PV) of the sand bed was measured by measuring the volume of water in the sand bed. The proppant was treated with 3 pore volumes (3 PV) of a broken fracturing fluid (7% KCl) containing 2 gallons per thousand gallons (gpt) of the selected flowback aid composition. The broken fracturing fluid was drained from the column until the meniscus reached the top of the sand bed. The hosecock of the column was closed. Formation oil was added to the 15 mL mark (the 0 mL mark is at the bottom of the column). The hosecock was opened, and the fracturing fluid displaced by the oil was collected over time. The procedure was stopped when the formation oil broke through the sand bed or at the 2 hour mark, whichever happened first. The time the oil broke through was called the breakthrough time (BTT). The weight of the fracturing fluid displaced at the BTT or at the 2 h mark (if the oil did not breakthrough) was measured. The RockPermSM service Value (RPV) was estimated as $RPV = (\text{weight of fluid displaced (g)}/\text{BTT (h)}) * (\text{weight of fluid displaced (g)}/\text{PV (mL)})$. The RPVs of Formulae 747-782, 791-794, 801, and 802 are shown in Table 11 below.

TABLE 11

Formula	RPV	Formula	RPV	Formula	RPV
----------------	------------	----------------	------------	----------------	------------

No.		No.		No.	
747	33.1	761	18.3	775	36.5
748	31.4	762	0.1	776	2.8
749	16.8	763	0.0	777	0.5
750	62.2	764	2.2	778	0.7
751	0.0	765	0.0	779	2.5
752	4.1	766	0.1	780	0.2
753	0.3	767	3.4	781	1.6
754	41.2	768	2.7	782	14.5
755	39.6	769	26.6	791	50.6
756	30.4	770	37.0	792	37.2
757	13.8	771	0.0	793	17.6
758	67.0	772	2.8	794	23.2
759	0.2	773	0.5	801	25.7
760	1.2	774	0.2	802	19.0

[0161] Selected Formulae from Tables 1-9 including at least 749, 750, 754-756, 758, 761, 769, 770, and 775 exhibited high RPVs, indicating that such Formulae are as high performance formulations. The RPVs for these 5 selected Formulae are shown to two decimal points in Table 12 below.

TABLE 12

Formula No.	RPV	Formula No.	RPV	Formula No.	RPV
749	16.82	756	30.37	770	36.98
750	62.16	758	67.01	775	36.53
754	41.21	761	18.28		
755	39.57	769	26.57		

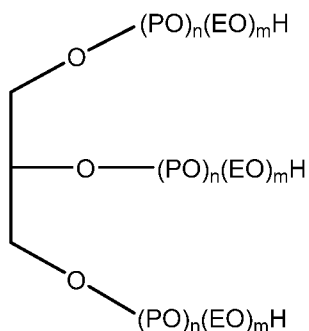
[0162] As can be seen, the RPVs for each formulation are greater 10 than 10, which the highest RPVs including alkoxyated alkylphenol resin dropper agents (750, 754-756, and 758), followed by polyether polyol desalter agents (769 and 770), tetrol EO/PO block copolymers (775), EO/PO block copolymers (761), and CLEARBREAK® alkoxyated alkylphenol resin dropper agent (749).

[0163] Therefore, the embodiments disclosed herein are well adapted to attain the ends and advantages mentioned as well as those that are inherent therein. The particular embodiments disclosed above are illustrative only, as they may be modified and practiced in different but equivalent manners apparent to those skilled in the art having the benefit of the teachings herein. Furthermore, no limitations are intended to the details of construction or design herein shown, other than as described in the claims below. It is therefore evident that the particular illustrative embodiments disclosed above may be altered, combined, or modified and all such variations are considered within the scope and spirit of the present disclosure. The embodiments illustratively disclosed herein suitably may be practiced in the absence of any element that is not specifically disclosed herein and/or any optional element disclosed herein. While compositions and methods are described in terms of "comprising," "containing," or "including" various components or steps, the compositions and methods can also "consist essentially of" or "consist of" the various components and steps. All numbers and ranges disclosed above may vary by some amount. Whenever a numerical range with a lower limit and an upper limit is disclosed, any number and any included range falling within the range is specifically disclosed. In particular, every range of values (of the form, "from about a to about b," or, equivalently, "from approximately a to b," or, equivalently, "from approximately a-b") disclosed herein is to be understood to set forth every number and range encompassed within the broader range of values. Also, the terms in the claims have their plain, ordinary meaning unless otherwise explicitly and clearly defined by the patentee. Moreover, the indefinite articles "a" or "an," as used in the claims, are defined herein to mean one or more than one of the element that it introduces.

CLAIMS

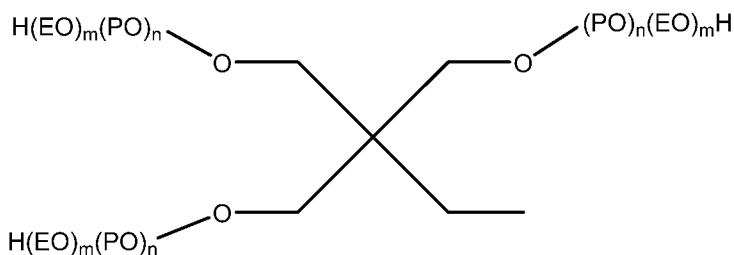
What is claimed is:

1. A method comprising:
 - introducing into a subterranean formation a flowback aid composition comprising:
 - an aqueous phase comprising an aqueous base fluid;
 - a surfactant blend comprising:
 - a C₈-C₁₈ alcohol ethoxylate;
 - a fatty acid alkanolamide; and
 - optionally, a surfactant selected from the group consisting of a non-ionic surfactant, an anionic surfactant, a cationic surfactant, an amphoteric surfactant, and any combination thereof; and
 - a demulsifier selected from the group consisting of a desalter agent to separate water from crude oil, a treater agent to flocculate submicron particulates from crude oil, and any combination thereof.
2. The method of claim 1, wherein the flowback aid composition is a mesophase emulsion.
3. The method of claim 1, wherein the desalter agent is selected from the group consisting of a polyalkylene oxide polyol, a polyether polyol, a dedridic polyalkylene oxide polyol, and any combination thereof.
4. The method of claim 1, wherein the desalter agent is selected from the group consisting of Structure XV, Structure XVI, Structure XVII, and any combination thereof, as follows:



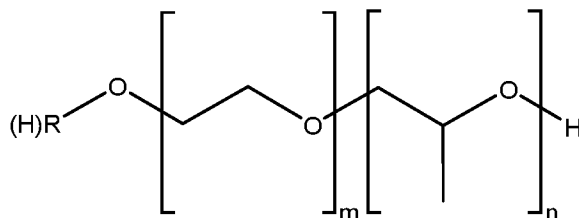
Structure XV,

wherein $(PO)_n$ represents moles of propylene oxide, $(EO)_m$ represents moles of ethylene oxide, n is an integer of from about 1 to about 15, and m is an integer of from about 1 to about 15;



Structure XVI,

wherein $(PO)_n$ represents moles of propylene oxide, $(EO)_m$ represents moles of ethylene oxide, n is an integer of from about 1 to about 15, and m is an integer of from about 1 to about 15;

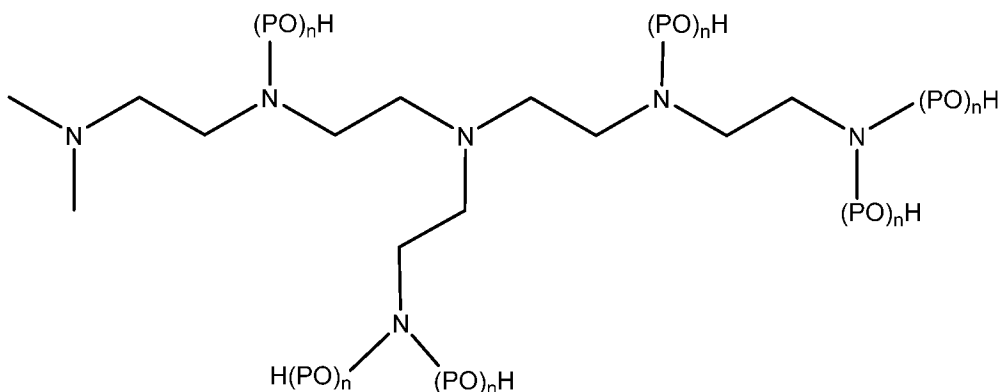


Structure XVII

wherein R is H , C_1 , C_2 , C_3 , C_4 , or C_6 , m is an integer of from about 1 to about 20, and n is an integer of from about 1 to about 20.

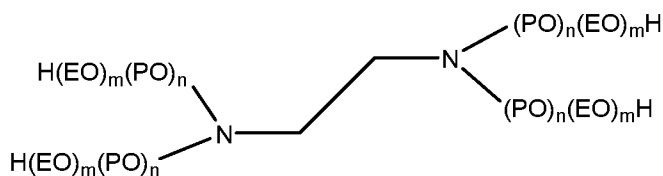
5. The method of claim 1, wherein the treater agent is selected from the group consisting of a polyethyleneimine alkoxyate, an ethylenediamine alkoxyate, and any combination thereof.

6. The method of claim 1, wherein the treater agent is selected from the group consisting of Structure XVIII, Structure XIX, and any combination thereof, as follows:



Structure XVIII,

wherein, $(PO)_n$ represents moles of propylene oxide, and n is an integer of from about 1 to about 10;



Structure XIX,

wherein, $(PO)_n$ represents moles of propylene oxide, $(EO)_m$ represents moles of ethylene oxide, n is an integer of from about 1 to about 10, and m is an integer of from about 1 to about 10.

7. The method of claim 1, wherein the flowback aid composition further comprises a dropper agent to coalesce and release free water.
8. The method of claim 1, wherein the flowback aid composition further comprises a dropper agent to coalesce and release free water, and the dropper agent is an alkoxyated alkylphenol resin.
9. The method of claim 1, wherein the flowback aid composition further comprises a flowback additive selected from the group consisting of an oil-soluble C_8 - C_{13} isoalcohol, an aqueous-soluble co-solvent, a co-surfactant, and any combination thereof.
10. The method of claim 1, wherein the flowback aid composition further comprises an oil phase comprising a high-solvency oil, and the flowback aid composition is a microemulsion or a nanoemulsion.

11. The method of claim 1, further comprising introducing the flowback aid composition into the subterranean formation alone or in a treatment fluid at a pressure above a fracture gradient of the subterranean formation to create or enhance at least one fracture therein.

12. The method of claim 1, further comprising reducing or eliminating an emulsion present in the subterranean formation, reducing or eliminating formation of an emulsion in the subterranean formation, or reducing or eliminating both an emulsion present in the subterranean formation and formation of an emulsion in the subterranean formation.

13. The method of claim 1, wherein the subterranean formation comprises an emulsion of produced petroleum, and further comprising contacting the emulsion of produced petroleum with the flowback aid composition, thereby reducing or eliminating the emulsion of produced petroleum.

14. The method of claim 1, further comprising a tubular extending into the subterranean formation and fluidly coupled to a pump, the tubular containing the flowback aid composition.

15. A method comprising:

introducing into a subterranean formation a flowback aid composition comprising:

an aqueous phase comprising an aqueous base fluid;

an oil phase comprising a high-solvency oil;

a surfactant blend comprising:

a C₈-C₁₈ alcohol ethoxylate;

a fatty acid alkanolamide; and

optionally, a surfactant selected from the group consisting of a non-ionic surfactant, an anionic surfactant, a cationic surfactant, an amphoteric surfactant, and any combination thereof; and

a demulsifier selected from the group consisting of a desalter agent to separate water from crude oil, a treater agent to flocculate submicron particulates from crude oil, and any combination thereof.

16. The method of claim 15, wherein the flowback aid composition is a microemulsion or a nanoemulsion.

17. The method of claim 15, further comprising reducing or eliminating an emulsion present in the subterranean formation, reducing or eliminating formation of an emulsion in the subterranean formation, or reducing or eliminating both an emulsion present in the subterranean formation and formation of an emulsion in the subterranean formation by contact with the flowback fluid.

18. A flowback aid composition comprising:
an aqueous phase comprising an aqueous base fluid;
a surfactant blend comprising:
a C₈-C₁₈ alcohol ethoxylate;
a fatty acid alkanolamide; and
optionally, a surfactant selected from the group consisting of a non-ionic surfactant, an anionic surfactant, a cationic surfactant, an amphoteric surfactant, and any combination thereof; and
a demulsifier selected from the group consisting of a desalter agent to separate water from crude oil, a treater agent to flocculate submicron particulates from crude oil, and any combination thereof.

19. The flowback aid composition of claim 18, wherein the flowback aid composition is a mesophase emulsion.

20. The flowback aid composition of claim 18, wherein the flowback aid composition further comprises an oil phase comprising a high-solvency oil, and the flowback aid composition is a microemulsion or a nanoemulsion.

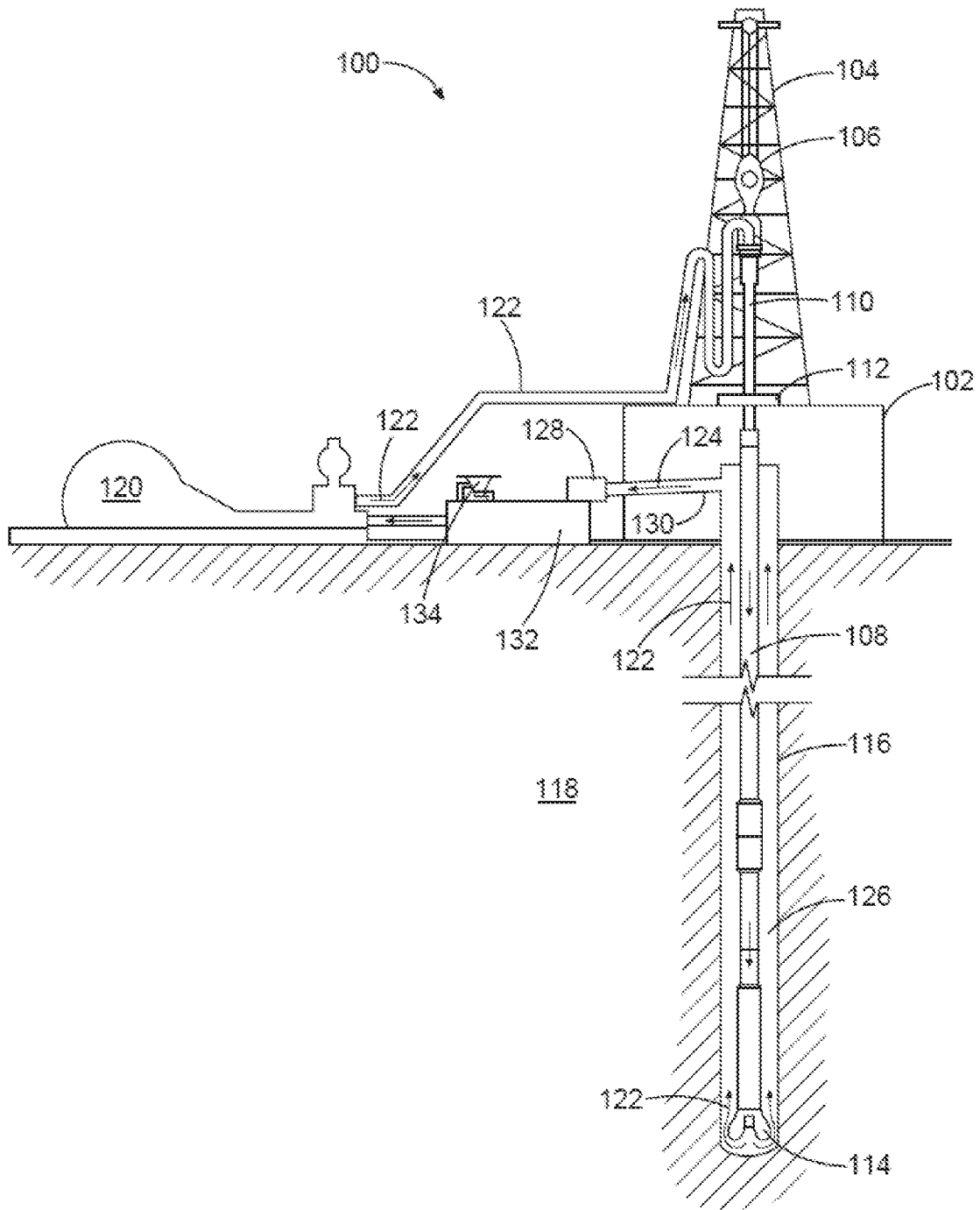


FIG. 1

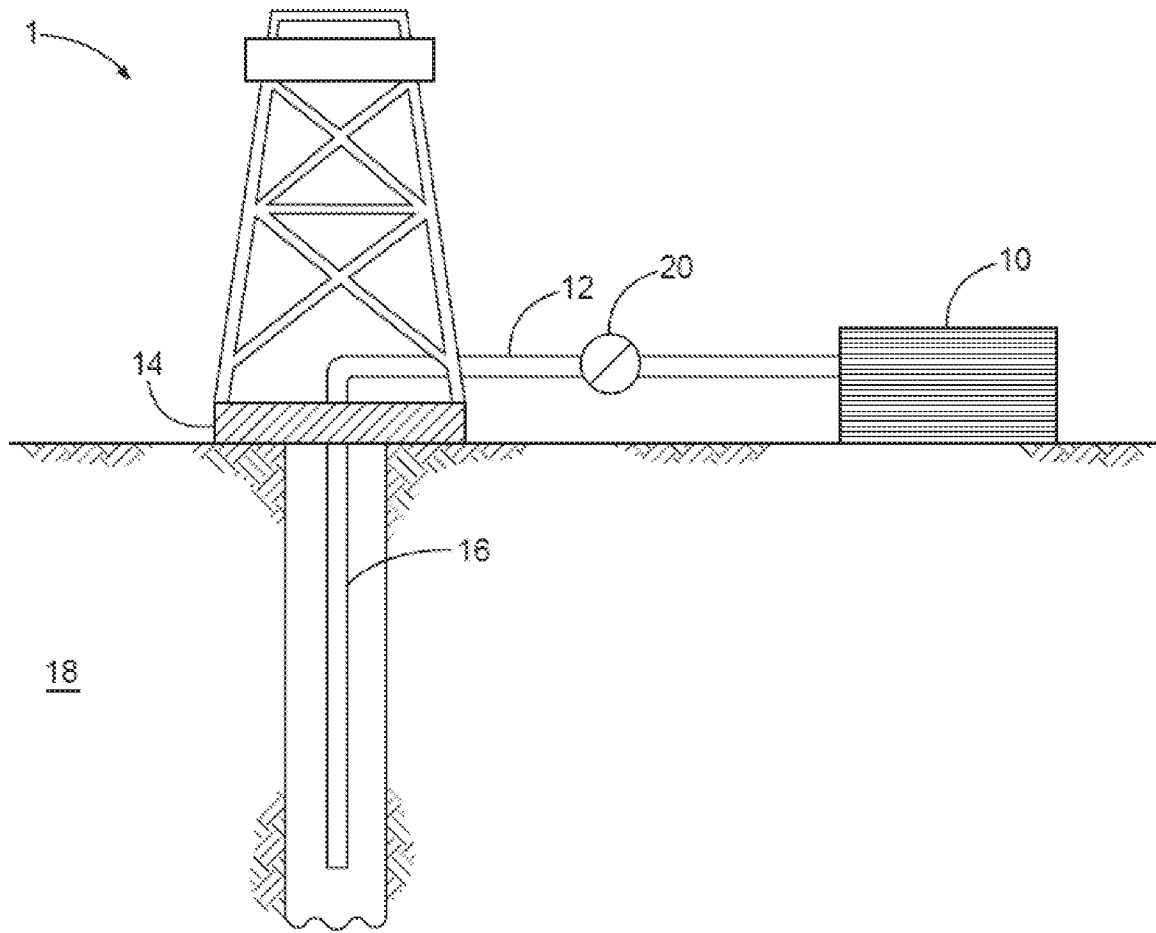


FIG. 2

A. CLASSIFICATION OF SUBJECT MATTER**C09K 8/68(2006.01)i, C09K 8/035(2006.01)i**

According to International Patent Classification (IPC) or to both national classification and IPC

B. FIELDS SEARCHED

Minimum documentation searched (classification system followed by classification symbols)

C09K 8/68; C08L 63/00; B01D 17/05; E21B 43/24; A01N 57/00; E21B 43/25; E21B 37/06; C09K 8/035

Documentation searched other than minimum documentation to the extent that such documents are included in the fields searched

Korean utility models and applications for utility models

Japanese utility models and applications for utility models

Electronic data base consulted during the international search (name of data base and, where practicable, search terms used)

eKOMPASS(KIPO internal) & keywords: subterranean, flowback aid composition, surfactant, alcohol ethoxylate, alkanolamide, demulsifier, desalter agent, treater agent, ethylene oxide, propylene oxide

C. DOCUMENTS CONSIDERED TO BE RELEVANT

Category*	Citation of document, with indication, where appropriate, of the relevant passages	Relevant to claim No.
Y	US 5547022 A (JUPRASERT, MAX S. et al.) 20 August 1996 See claims 26, 42.	1-14, 18-20
A		15-17
Y	US 2009-0149557 A1 (TALINGTING-PABALAN, R. et al.) 11 June 2009 See claim 30; and paragraph [0031], [0075].	1-20
Y	US 2013-0261227 A1 (NGUYEN, D. T.) 03 October 2013 See claims 1-3; and paragraphs [0017], [0032], [0039], [0042], [0049].	2,5-6,10,15-17 ,19-20
A	US 8435927 B2 (ELSIK, C. M.) 07 May 2013 See column 2, lines 62-66.	1-20
A	WO 01-23703 A1 (AKZO NOBEL N.V.) 05 April 2001 See claims 1-29.	1-20

 Further documents are listed in the continuation of Box C. See patent family annex.

* Special categories of cited documents:

"A" document defining the general state of the art which is not considered to be of particular relevance

"E" earlier application or patent but published on or after the international filing date

"L" document which may throw doubts on priority claim(s) or which is cited to establish the publication date of another citation or other special reason (as specified)

"O" document referring to an oral disclosure, use, exhibition or other means

"P" document published prior to the international filing date but later than the priority date claimed

"T" later document published after the international filing date or priority date and not in conflict with the application but cited to understand the principle or theory underlying the invention

"X" document of particular relevance; the claimed invention cannot be considered novel or cannot be considered to involve an inventive step when the document is taken alone

"Y" document of particular relevance; the claimed invention cannot be considered to involve an inventive step when the document is combined with one or more other such documents, such combination being obvious to a person skilled in the art

"&" document member of the same patent family

Date of the actual completion of the international search

13 September 2017 (13.09.2017)

Date of mailing of the international search report

13 September 2017 (13.09.2017)

Name and mailing address of the ISA/KR

International Application Division

Korean Intellectual Property Office


189 Cheongsa-ro, Seo-gu, Daejeon, 35208, Republic of Korea

Facsimile No. +82-42-481-8578

Authorized officer

KIM, Sun Hee

Telephone No. +82-42-481-5405



INTERNATIONAL SEARCH REPORT

Information on patent family members

International application No.

PCT/US2016/066269

Patent document cited in search report	Publication date	Patent family member(s)	Publication date
US 5547022 A	20/08/1996	WO 96-35040 A1	07/11/1996
US 2009-0149557 A1	11/06/2009	CA 2696312 A1	19/02/2009
		CA 2696312 C	06/10/2015
		CA 2733923 A1	18/02/2010
		CA 2733923 C	26/07/2016
		CN 102124069 A	13/07/2011
		CN 102124069 B	17/09/2014
		EP 2178612 A2	28/04/2010
		EP 2276468 A2	26/01/2011
		EP 2318467 A1	11/05/2011
		US 2009-0048352 A1	19/02/2009
		US 2009-0209664 A1	20/08/2009
		US 7671099 B2	02/03/2010
		US 7786179 B2	31/08/2010
		US 8133924 B2	13/03/2012
		WO 2009-023724 A2	19/02/2009
		WO 2009-023724 A3	30/04/2009
		WO 2009-123732 A2	08/10/2009
		WO 2009-123732 A3	30/12/2009
		WO 2010-019172 A1	18/02/2010
US 2013-0261227 A1	03/10/2013	CA 2864308 A1	03/10/2013
		CA 2867595 A1	24/10/2013
		CA 2867595 C	10/01/2017
		EP 2831195 A1	04/02/2015
		EP 2838633 A1	25/02/2015
		US 2013-0261033 A1	03/10/2013
		US 2016-0244678 A1	25/08/2016
		US 9353261 B2	31/05/2016
		US 9701888 B2	11/07/2017
		WO 2013-148760 A1	03/10/2013
		WO 2013-158989 A1	24/10/2013
US 8435927 B2	07/05/2013	CA 2583124 A1	20/04/2006
		CA 2583124 C	02/06/2015
		CN 101060779 A	24/10/2007
		EP 1804578 A2	11/07/2007
		JP 2008-515891 A	15/05/2008
		JP 2012-229260 A	22/11/2012
		JP 5852936 B2	03/02/2016
		KR 10-2007-0083880 A	24/08/2007
		US 2009-0215626 A1	27/08/2009
		WO 2006-041702 A2	20/04/2006
		WO 2006-041702 A3	08/06/2006
WO 01-23703 A1	05/04/2001	CA 2385605 A1	05/04/2001
		CA 2385605 C	15/12/2009
		CN 1433499 A	30/07/2003

INTERNATIONAL SEARCH REPORT

Information on patent family members

International application No.

PCT/US2016/066269

Patent document cited in search report	Publication date	Patent family member(s)	Publication date
		GB 2371823 A US 6972274 B1	07/08/2002 06/12/2005