



US00D369439S

United States Patent [19]

[11] Patent Number: Des. 369,439

Fischer

[45] Date of Patent: **Apr. 30, 1996

[54] FOLDING BACK SCRATCHER

4,608,967 9/1986 Piro 15/143 R

[76] Inventor: **Joyce E. Fischer**, 1820 Coolidge St.,
Hollywood, Fla. 33020-2424

FOREIGN PATENT DOCUMENTS

347284 7/1937 Italy 601/137

[**] Term: **14 Years**

Primary Examiner—Ted Shooman
Assistant Examiner—C. Tuttle
Attorney, Agent, or Firm—Harpman & Harpman

[21] Appl. No.: **32,583**

[57] CLAIM

[22] Filed: **Dec. 21, 1994**

The ornamental design for a folding back scratcher, as shown and described.

[52] U.S. Cl. **D28/99**; D24/147

[58] **Field of Search** D28/99, 7; D24/147,
D24/200, 214; 601/136-139, 141; 30/164.9,
147-150; 15/236.05-236.08; D32/46, 47,
49, 51; D7/642, 643, 653, 688, 691, 692

DESCRIPTION

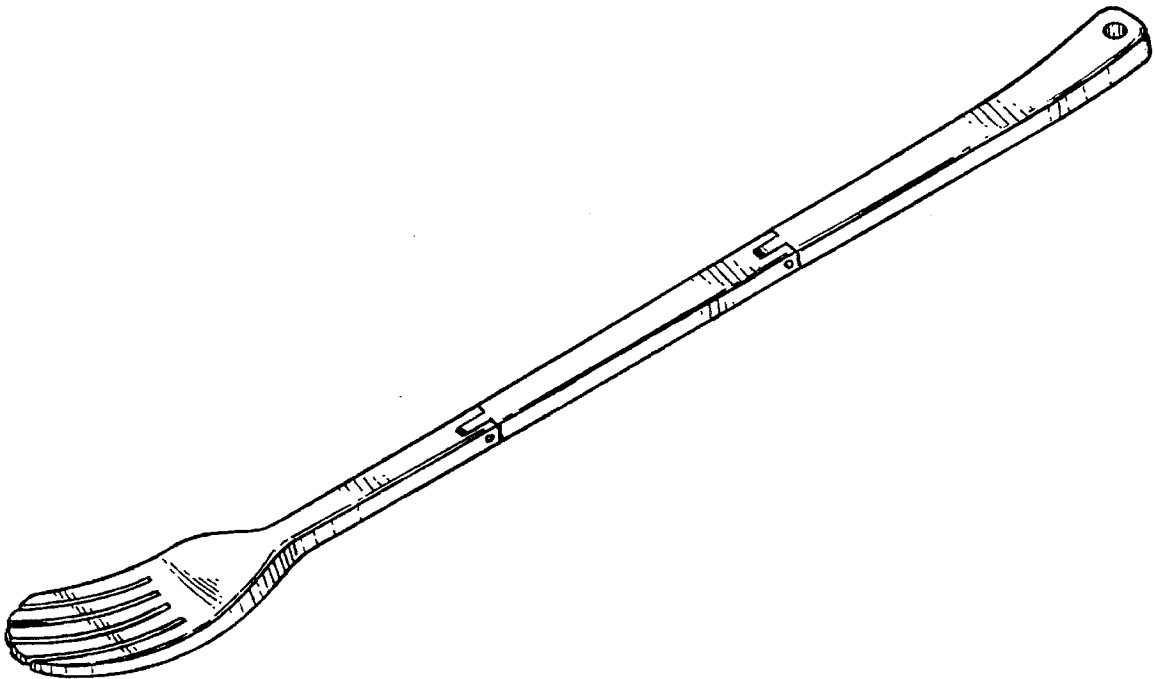
[56] References Cited

U.S. PATENT DOCUMENTS

D. 180,412	6/1957	Noguchi	D7/653
D. 208,894	10/1967	Wedermeyer	D28/99 X
D. 312,145	11/1990	Murphy	D28/99
687,363	11/1901	Wirt	601/137 X
1,699,248	1/1929	Pasal	30/148
4,091,805	5/1978	Clark	601/136 X

FIG. 1 is a front, top and side perspective view of the folding back scratcher embodying the design;
FIG. 2 is a front elevational view thereof;
FIG. 3 is a rear elevational view thereof;
FIG. 4 is a side elevational view thereof, the side opposite being a mirror image of the side shown in FIG. 4;
FIG. 5 is a top plan view thereof; and,
FIG. 6 is a bottom plan view thereof.

1 Claim, 3 Drawing Sheets



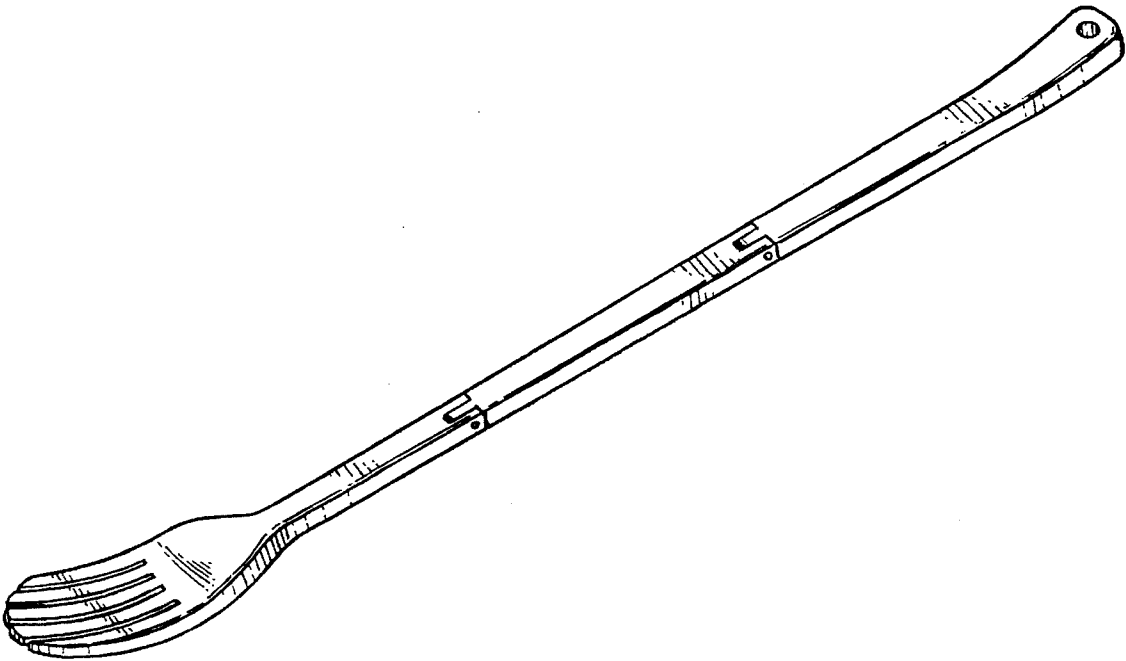


FIG. 1



FIG. 2



FIG. 3

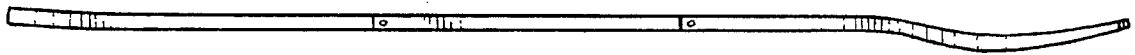


FIG. 4




FIG. 5

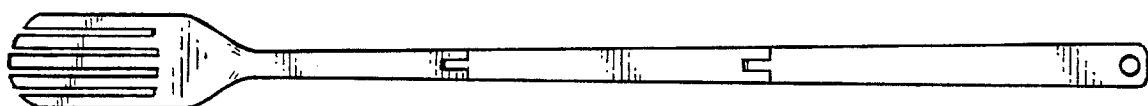


FIG. 6