



US00D885122S

(12) **United States Design Patent**
Bull

(10) **Patent No.:** **US D885,122 S**

(45) **Date of Patent:** **** May 26, 2020**

(54) **COVER FOR TUMBLER**

(71) Applicant: **Dart Industries Inc.**, Orlando, FL (US)

(72) Inventor: **David P. Bull**, Hemel Hempstead (GB)

(73) Assignee: **Dart Industries Inc.**, Orlando, FL (US)

(**) Term: **15 Years**

(21) Appl. No.: **29/642,162**

(22) Filed: **Mar. 28, 2018**

(51) **LOC (12) Cl.** **07-99**

(52) **U.S. Cl.**

USPC **D7/392.1**; D7/391; D7/396.2; D9/435

(58) **Field of Classification Search**

USPC D7/392.1, 396.2, 387, 391, 213, 510,
D7/511, 507, 900, 393, 406, 397, 399,
D7/400, 401; D9/902, 434, 435, 436,
D9/439, 443, 455, 416, 763, 438, 446,
D9/449; 220/200; D10/40, 41, 42, 52,
D10/128; D15/89; D16/218, 219;
D8/366

CPC A47G 19/2211; A47G 19/22; A45F 3/16;
B65D 41/56; B65D 43/02; B65D 47/08

See application file for complete search history.

(56) **References Cited**

U.S. PATENT DOCUMENTS

4,007,936	A *	2/1977	Hornsby, Jr.	A63F 7/044 273/115
D248,091	S *	6/1978	Frydendal	D9/439
D258,576	S *	3/1981	Smith	D9/452
4,293,080	A *	10/1981	Letica	B65D 1/22 220/659
D269,597	S *	7/1983	Harries	D9/454
4,562,937	A *	1/1986	Iyengar	B65D 43/021 220/791
D282,616	S *	2/1986	Gallagher	D7/392.1
D286,026	S *	10/1986	Rayner	D9/435

D291,183	S *	8/1987	Messenger	D9/454
D296,422	S *	6/1988	Rayner	D9/780
4,976,370	A *	12/1990	Cassel	B65D 1/22 220/792
D354,655	S *	1/1995	Daenen	D7/391
5,427,266	A *	6/1995	Yun	B65D 5/54 116/200
D613,111	S *	4/2010	Furlong	D7/392.1
7,726,483	B2 *	6/2010	Ramanujam	B65D 21/0223 206/499
D628,894	S *	12/2010	Pontes	D9/454
D702,089	S	4/2014	Seyers et al.	
D721,246	S *	1/2015	Thurin	D7/392.1
D723,864	S *	3/2015	Thurin	D7/392.1
D730,112	S *	5/2015	Yessin	D7/392.1
D751,335	S *	3/2016	Shirley	D7/391
D811,813	S *	3/2018	Sarnoff	D7/392.1
2010/0170204	A1 *	7/2010	Alzheimer	B65D 43/0218 53/476
2017/0266924	A1 *	9/2017	Nakamura	B65D 17/08

* cited by examiner

Primary Examiner — Jae Liang

(74) *Attorney, Agent, or Firm* — Taylor J. Ross

(57) **CLAIM**

The ornamental design for a cover for tumbler, as shown and described.

DESCRIPTION

FIG. 1 is a top, front and left side isometric view of a cover for tumbler showing my new design;
FIG. 2 is a bottom, rear and left side isometric view thereof;
FIG. 3 is a top plan view thereof;
FIG. 4 is a bottom plan view thereof;
FIG. 5 is a front elevation view, the rear elevation being identical thereto;
FIG. 6 is a left side elevation view, the right side elevation being identical thereto; and,
FIG. 7 is a cross-sectional view taken along line 7-7 of FIG. 3.

1 Claim, 3 Drawing Sheets

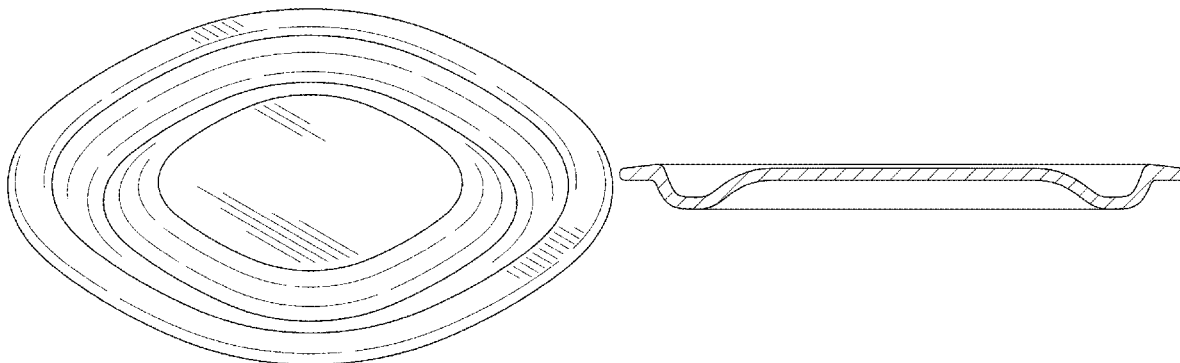


FIG. 1

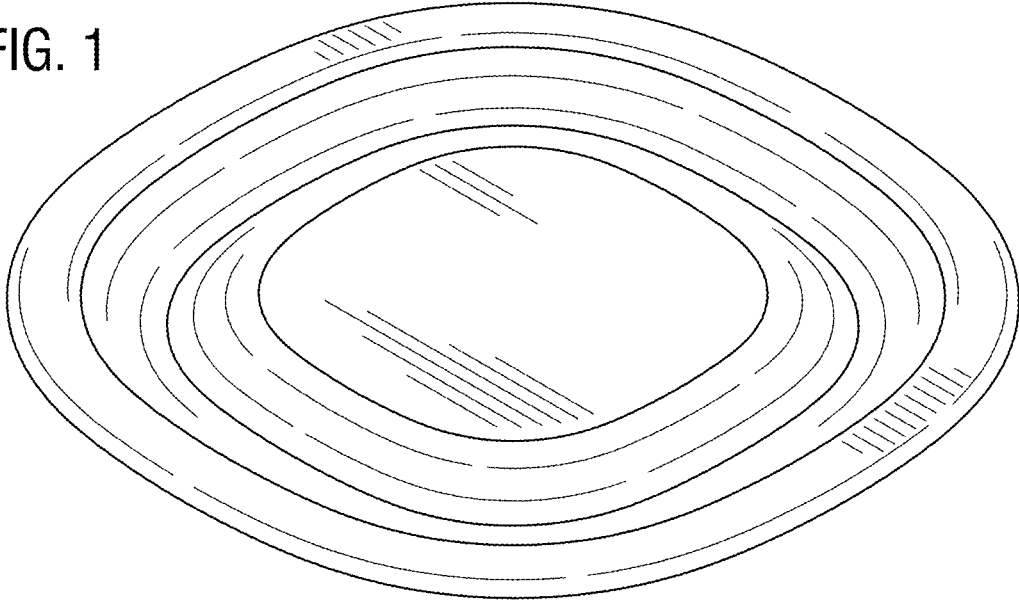


FIG. 3

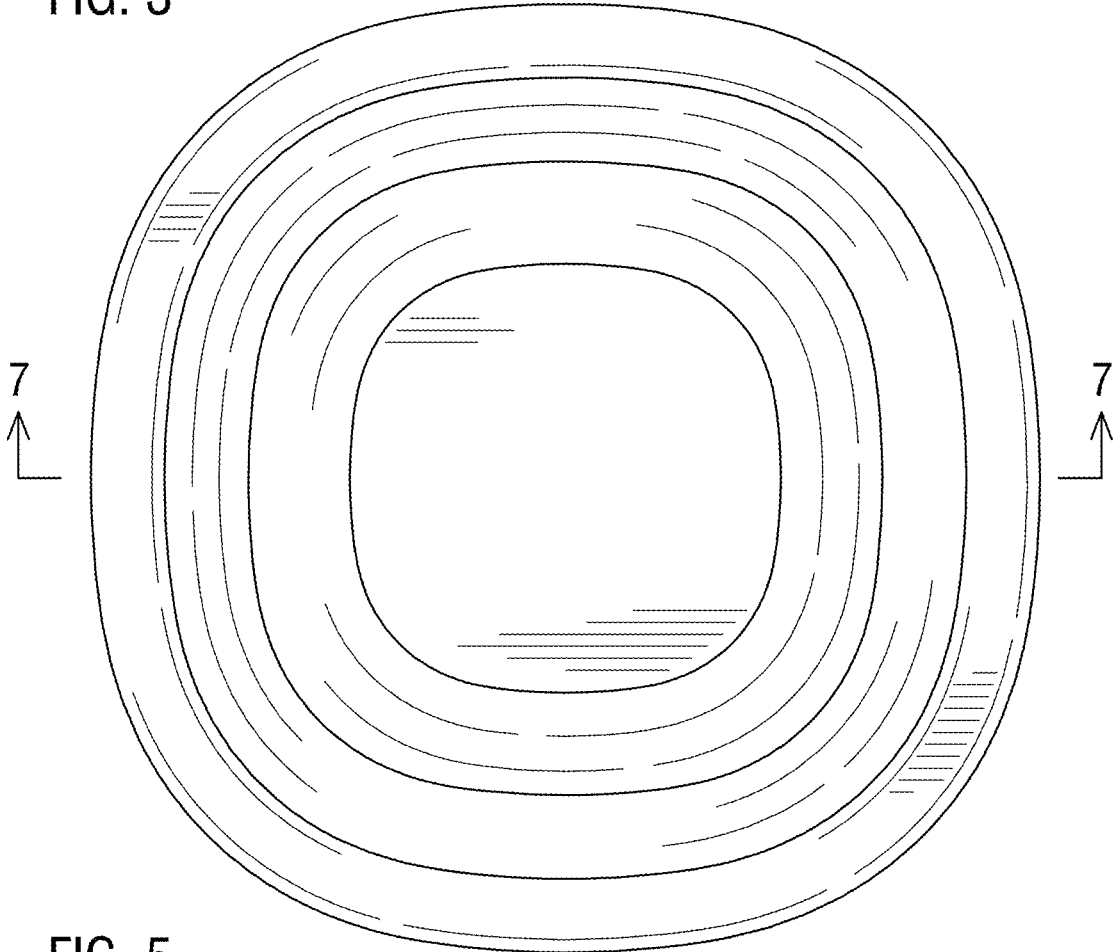


FIG. 5




FIG. 2

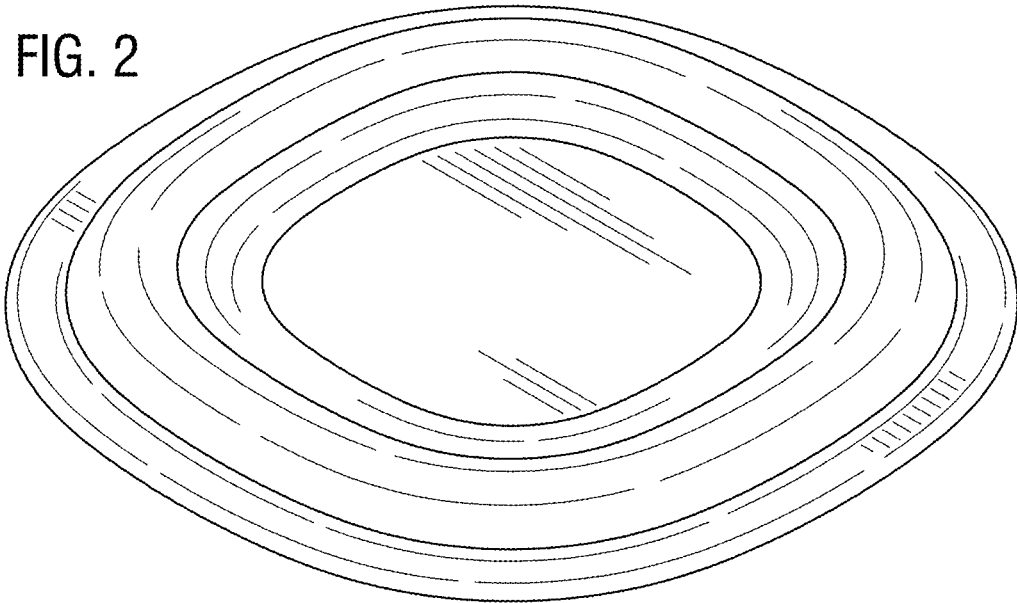


FIG. 4

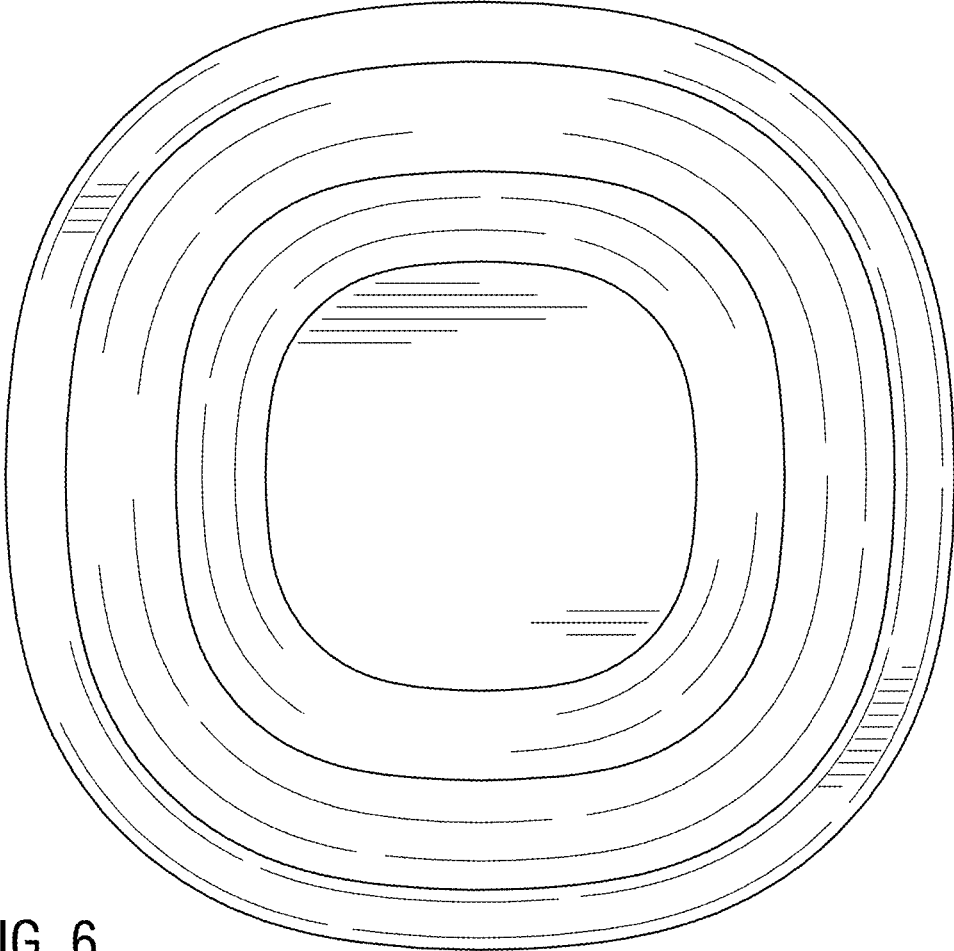


FIG. 6




FIG. 7

