



US00D633587S

(12) **United States Design Patent**
Ringl

(10) **Patent No.:** **US D633,587 S**

(45) **Date of Patent:** **** Mar. 1, 2011**

(54) **GOLF DIVOT TOOL**

(76) Inventor: **Walter Ringl, Marchtrenk (AT)**

(**) Term: **14 Years**

(21) Appl. No.: **29/316,334**

(22) Filed: **Sep. 15, 2009**

(51) **LOC (9) Cl.** **21-02**

(52) **U.S. Cl.** **D21/793**

(58) **Field of Classification Search** D21/789,
D21/793-794; 473/286, 406, 408
See application file for complete search history.

(56) **References Cited**

U.S. PATENT DOCUMENTS

D247,056 S *	1/1978	McClaskie	D21/793
D249,814 S *	10/1978	Cudahy, III	D21/793
D331,090 S *	11/1992	Cellura	D21/793
D340,755 S *	10/1993	Shearer	D21/793
5,419,551 A *	5/1995	Hoyt et al.	473/406
D394,692 S *	5/1998	Edwards	D21/793
D403,389 S *	12/1998	Kim	D21/793
D415,236 S *	10/1999	Schleh	D21/793
D431,625 S *	10/2000	Gribovsky	D21/793
6,162,137 A *	12/2000	Jones et al.	473/408
6,220,973 B1 *	4/2001	Hsu	473/408
D463,522 S *	9/2002	Goessling, Jr.	D21/793
D470,556 S *	2/2003	Guerette et al.	D21/793

D477,854 S *	7/2003	Davignon, II	D21/793
D499,784 S *	12/2004	Calvani	D21/793
D509,874 S *	9/2005	Bores	D21/793
D567,319 S *	4/2008	Beard	D21/793
D571,428 S *	6/2008	Williams	D21/793
D573,302 S *	7/2008	Donne	D27/183
D580,002 S *	11/2008	Littmann	D21/793
D583,434 S *	12/2008	Donovan	D21/793
D594,922 S *	6/2009	McLane	D21/793
D605,720 S *	12/2009	McLane	D21/793
D606,149 S *	12/2009	Regalado	D21/793

* cited by examiner

Primary Examiner—Mitchell I Siegel
(74) *Attorney, Agent, or Firm*—Horst M. Kasper

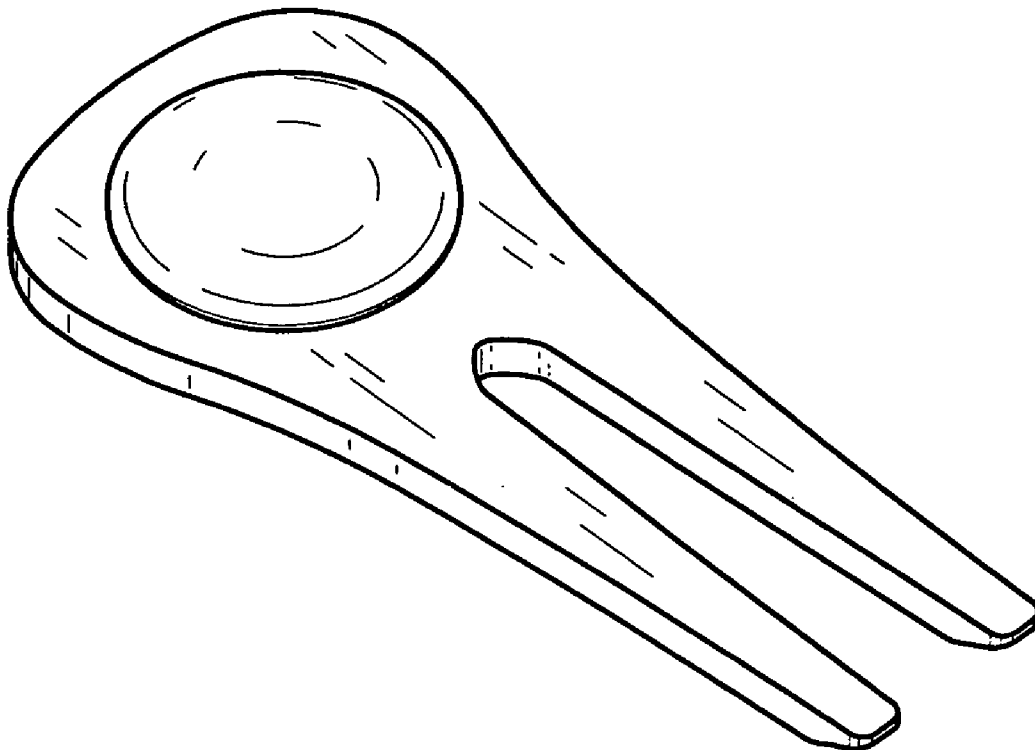
(57) **CLAIM**

The design for a golf divot tool, as shown and described.

DESCRIPTION

FIG. 1 is a front perspective view of a golf divot tool;
FIG. 2 is a front elevational view thereof;
FIG. 3 is a rear elevational view thereof;
FIG. 4 is a left side elevational view thereof;
FIG. 5 is a right side elevational view thereof;
FIG. 6 is a top plan view thereof; and,
FIG. 7 is a bottom plan view thereof.

1 Claim, 3 Drawing Sheets



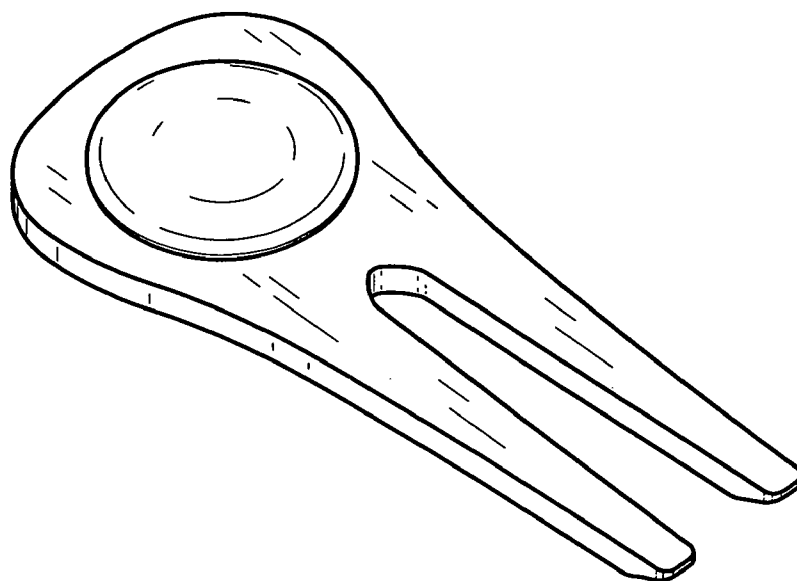


Fig.1

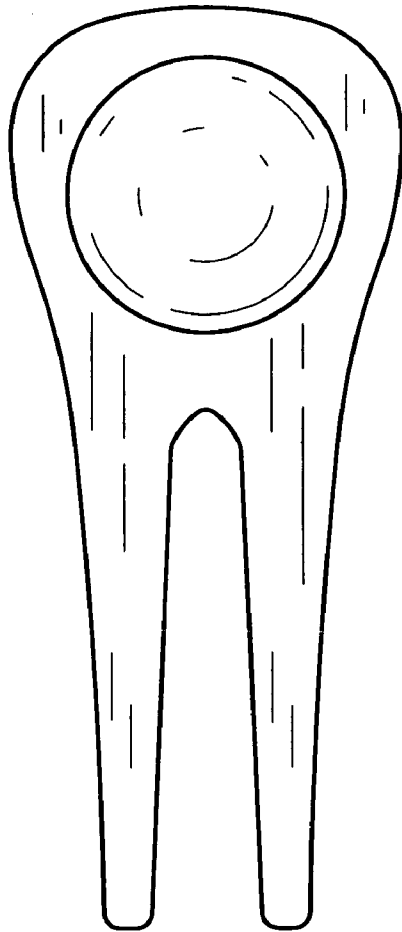


Fig.2

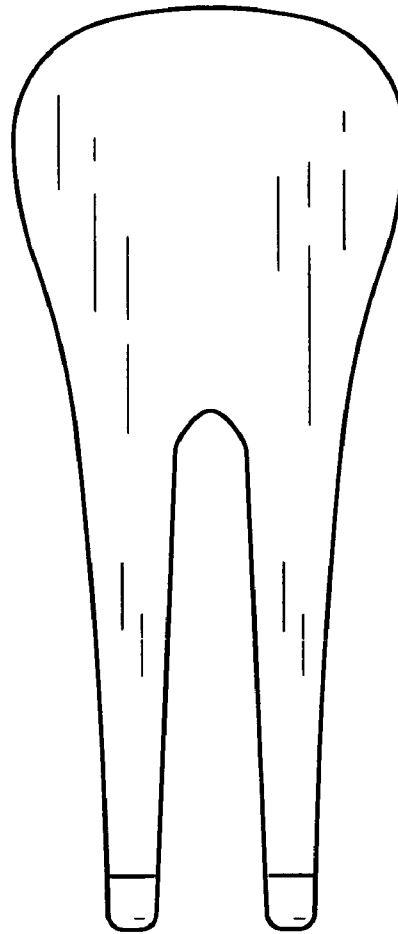


Fig.3

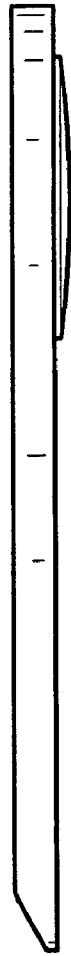


Fig.4



Fig.5




Fig.6



Fig.7