



US00D583106S

(12) **United States Design Patent**
Udelhofen et al.

(10) **Patent No.:** **US D583,106 S**

(45) **Date of Patent:** **** Dec. 16, 2008**

(54) **PORTIONS OF A BALL GLOVE WEBBING**
(75) Inventors: **Patrick J. Udelhofen**, Chicago, IL (US);
Sherry S. Eckholm, Watertown, WI
(US); **Nicholas S. Reback**, Monona, WI
(US)
(73) Assignee: **Wilson Sporting Goods Co.**, Chicago,
IL (US)

(**) Term: **14 Years**

(21) Appl. No.: **29/307,790**

(22) Filed: **May 13, 2008**

(51) **LOC (8) Cl.** **29-02**

(52) **U.S. Cl.** **D29/115**

(58) **Field of Classification Search** D2/610,
D2/612, 614-623, 902, 912, 893, 872, 873-879,
D2/882-895, 969, 828, 840; D29/113, 115,
D29/116.2, 117.1-119, 120.1, 123; 2/16,
2/19, 20, 159, 161.1-161.8, 162, 198, 170,
2/455, 908, 910, 917; D24/190, 206, 188,
D24/189, 208; D28/63; D32/40, 42, 43,
D32/41; D21/807; D3/215, 224, 226, 218,
D3/217, 216, 717; 224/219, 222, 267, 237;
40/586, 633; 15/104.94, 107, 227; D4/134;
D20/33

See application file for complete search history.

(56) **References Cited**

U.S. PATENT DOCUMENTS

| | | | | | |
|-----------|------|---------|-------------------|-------|---------|
| 3,623,163 | A * | 11/1971 | Latina | | 2/19 |
| 4,477,927 | A | 10/1984 | Tsubota et al. | | 2/19 |
| 4,720,875 | A | 1/1988 | Latina et al. | | 2/19 |
| 5,012,529 | A | 5/1991 | Murai | | 2/18 |
| 5,031,239 | A * | 7/1991 | Panichello et al. | | 2/19 |
| 5,075,899 | A | 12/1991 | Funahashi et al. | | 2/19 |
| 5,402,537 | A | 4/1995 | Kolada | | 2/19 |
| 5,572,739 | A | 11/1996 | Kolada et al. | | 2/19 |
| 5,575,005 | A | 11/1996 | Walker et al. | | 2/19 |
| D376,675 | S * | 12/1996 | Yamada et al. | | D29/115 |
| 5,799,327 | A | 9/1998 | Clevenhagen | | 2/19 |
| 6,182,289 | B1 * | 2/2001 | Brown | | 2/19 |
| 6,370,691 | B2 | 4/2002 | Park | | 2/19 |

| | | | | | |
|--------------|------|---------|-----------------|-------|---------|
| D471,002 | S * | 3/2003 | Wilson | | D2/972 |
| 6,536,046 | B1 * | 3/2003 | Gilligan | | 2/19 |
| 6,681,401 | B1 | 1/2004 | Marino | | 2/19 |
| 6,681,402 | B1 | 1/2004 | Bevier et al. | | 2/19 |
| 6,711,745 | B2 | 3/2004 | Sullivan et al. | | 2/19 |
| 7,013,486 | B1 | 3/2006 | Sullivan et al. | | 2/19 |
| D522,733 | S * | 6/2006 | Racine | | D2/972 |
| 7,111,326 | B1 | 9/2006 | Sullivan et al. | | 2/19 |
| D529,664 | S * | 10/2006 | Degrasse | | D29/115 |
| D546,548 | S * | 7/2007 | Wozniak | | D2/972 |
| D550,449 | S * | 9/2007 | Gossett | | D3/217 |
| D550,947 | S * | 9/2007 | Caine | | D2/972 |
| 7,278,170 | B2 * | 10/2007 | Anderson | | 2/20 |
| 2005/0268366 | A1 * | 12/2005 | Anderson | | 2/19 |

* cited by examiner

Primary Examiner—Raphael Barkai

Assistant Examiner—Randall H Gholson

(74) *Attorney, Agent, or Firm*—Terence P. O'Brien

(57) **CLAIM**

We claim the ornamental design for a portion of a ball glove webbing, as shown and described.

DESCRIPTION

FIG. 1 is a front perspective view of a preferred embodiment of a portion of a ball glove webbing of the present design.

FIG. 2 is a front view of the portion of the ball glove webbing of FIG. 1.

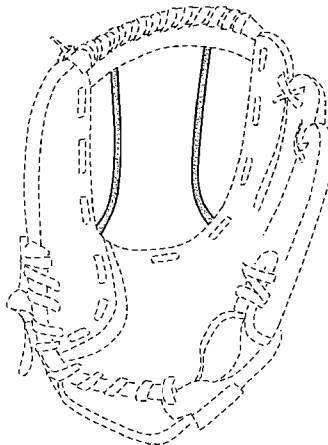
FIG. 3 is a rear, side view of the portion of the ball glove webbing of FIG. 1.

FIG. 4 is a top view of the portion of the ball glove webbing of FIG. 1; and,

FIG. 5 is a bottom view of the portion of the ball glove webbing of FIG. 1.

The ornamental design that is claimed is shown in solid lines in the drawings. The broken (dashed) lines shown in FIGS. 1 through 5 are included only for the purpose of illustrating environmental elements and break lines, and form no part of the claimed design.

1 Claim, 3 Drawing Sheets



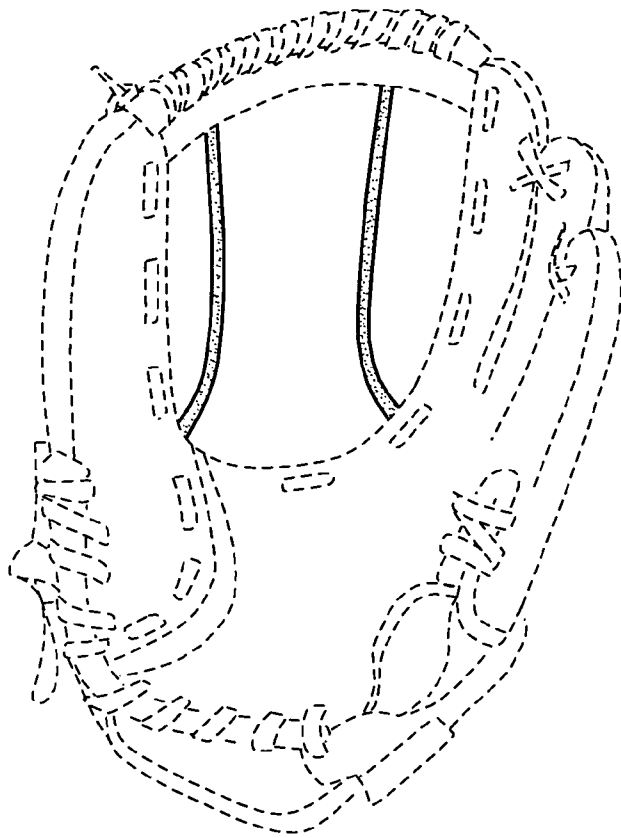
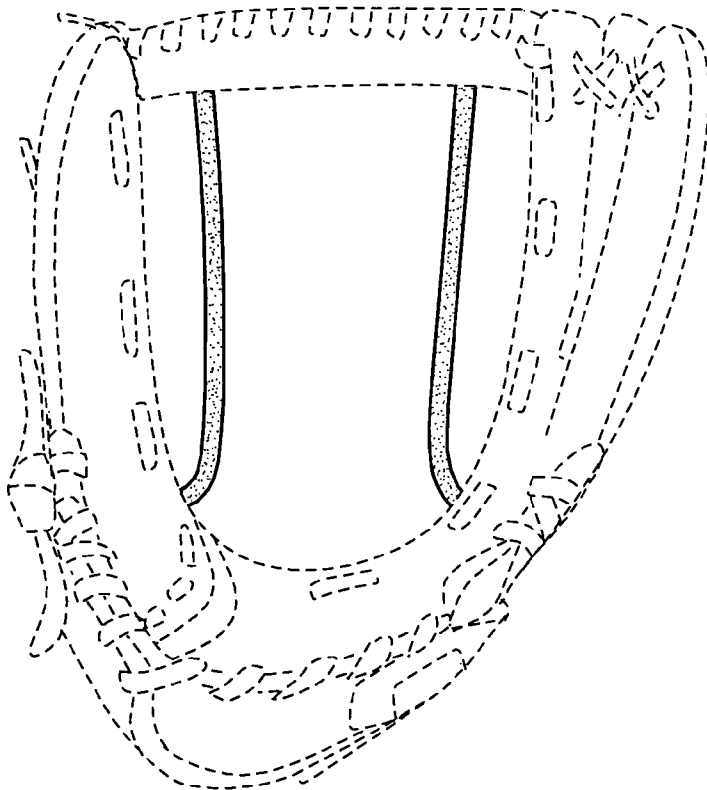


FIG. 1

FIG. 2



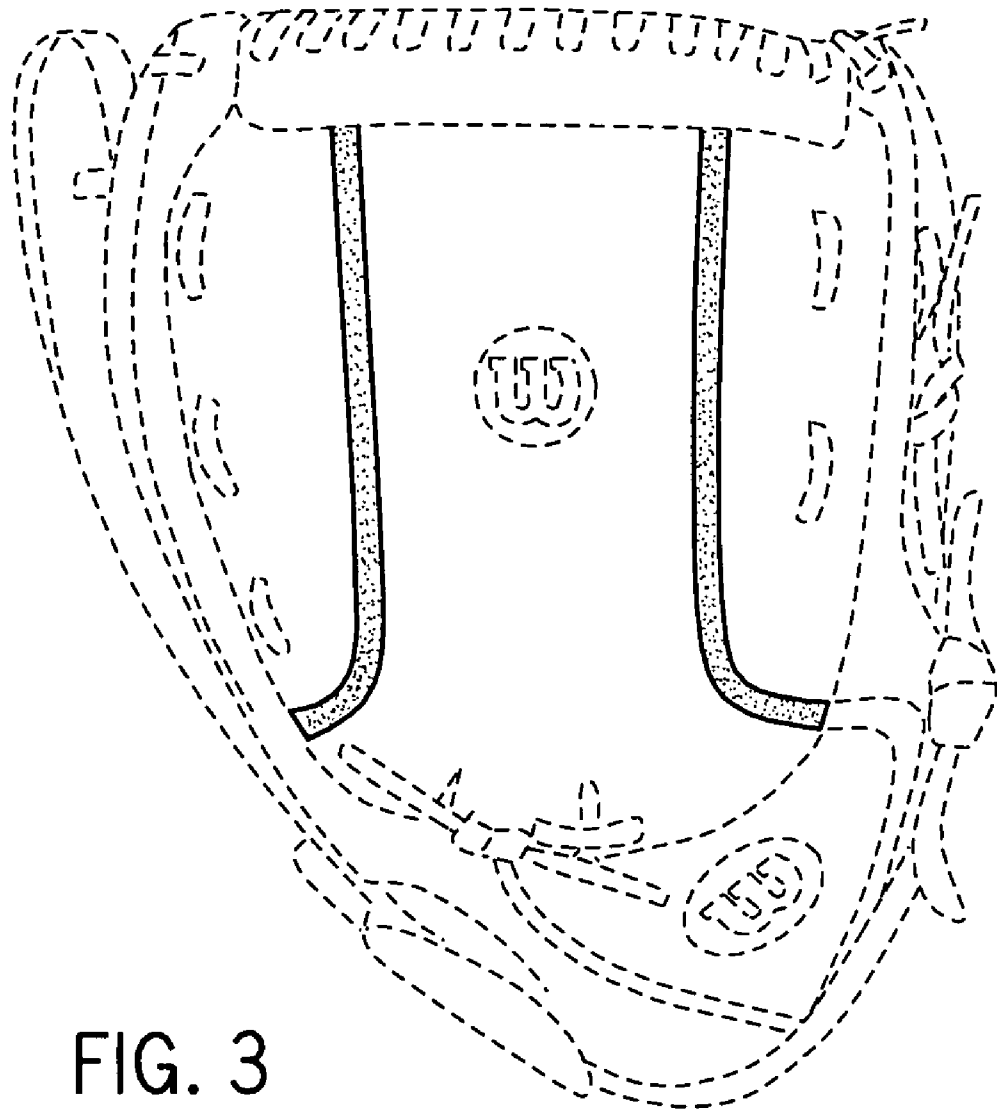


FIG. 3

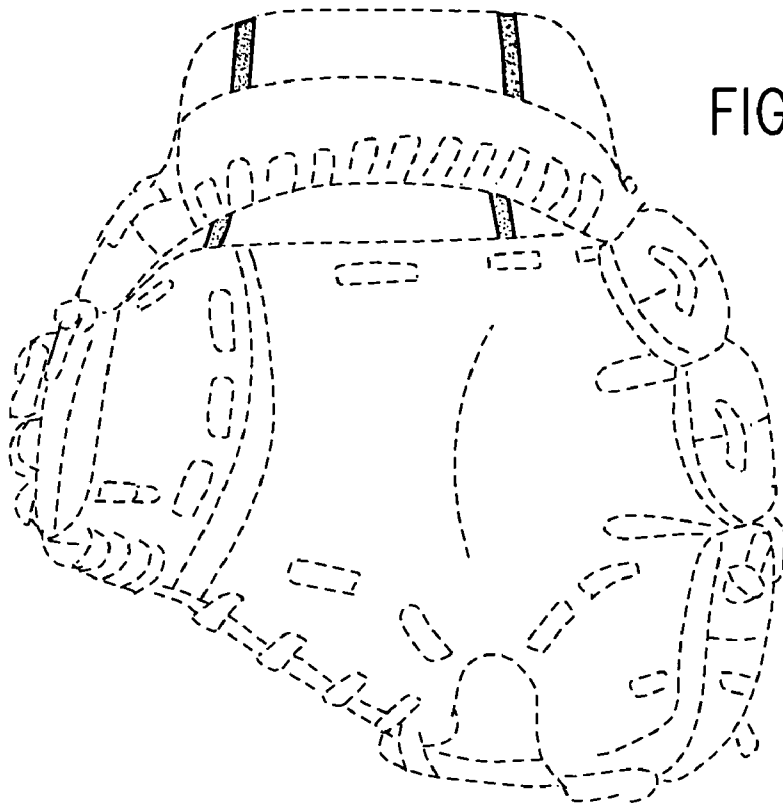


FIG. 4

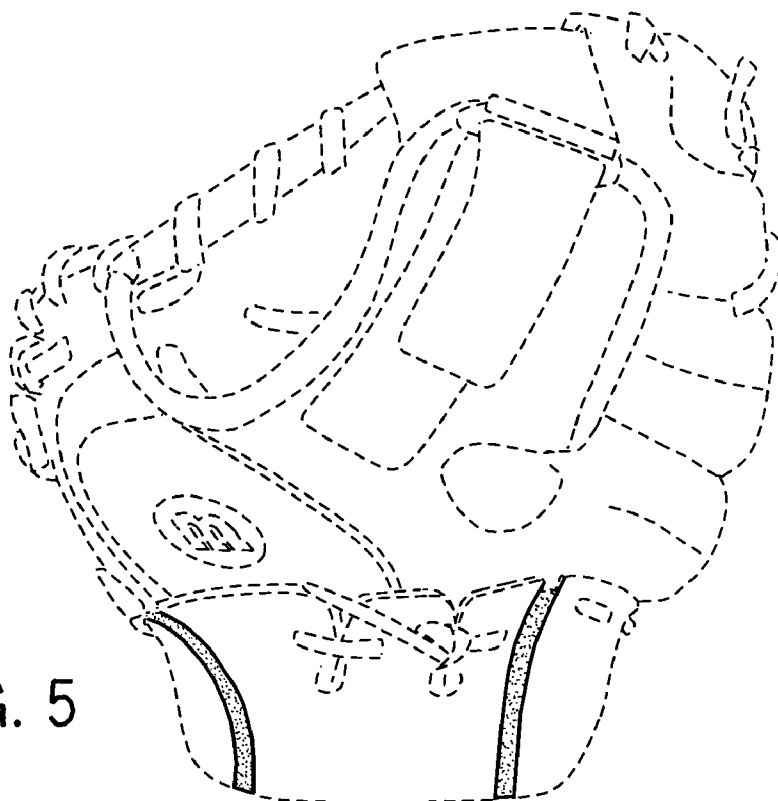


FIG. 5