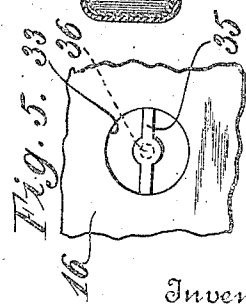
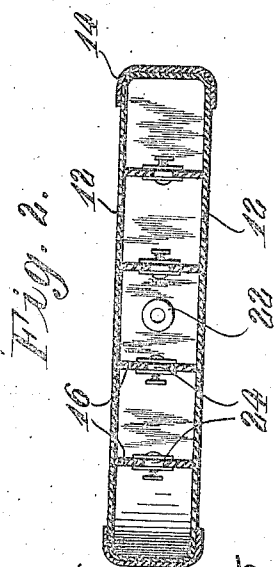
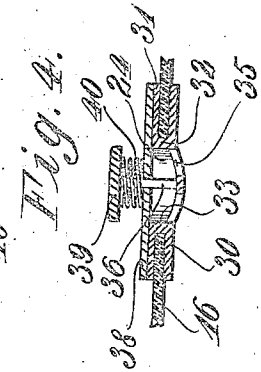
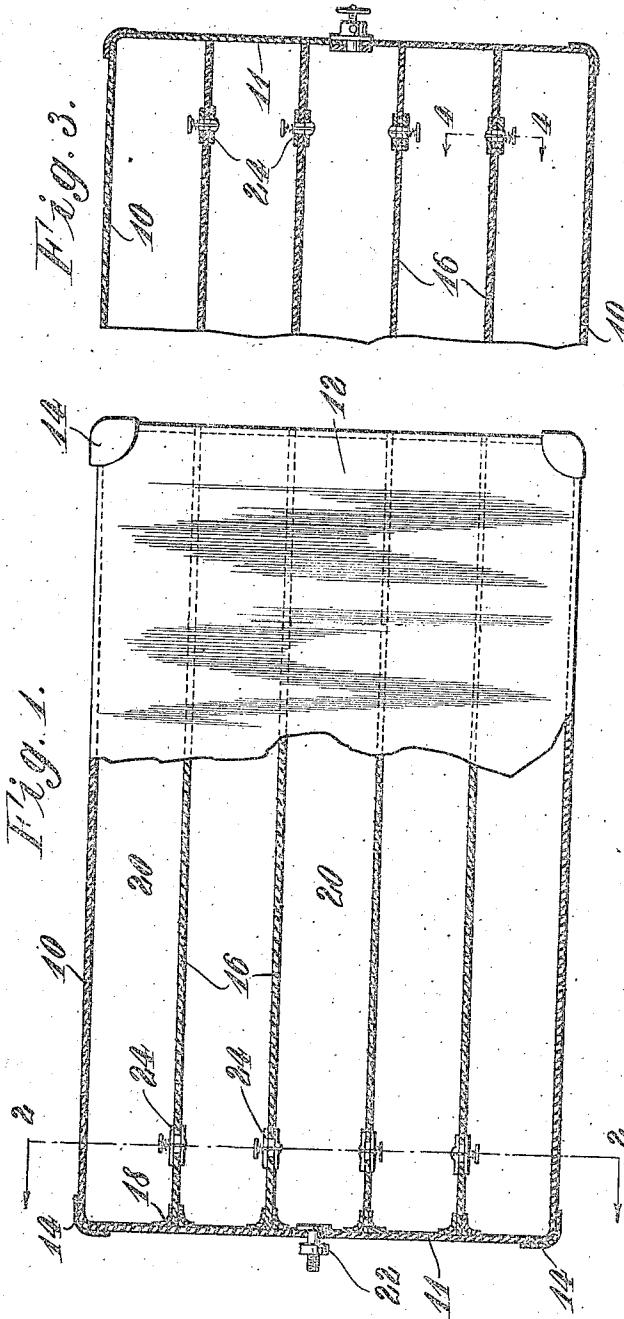


N. M. TAKACH.
 PNEUMATIC MATTRESS.
 APPLICATION FILED MAY 24, 1917.

1,282,980.

Patented Oct. 29, 1918.
 2 SHEETS—SHEET 1.



By his Attorney

Inventor
 Nicholas M. Takach
 Oscar Feiler

1,282,980.

N. M. TAKACH.
PNEUMATIC MATTRESS.
APPLICATION FILED MAY 24, 1917.

Patented Oct. 29, 1918.
2 SHEETS—SHEET 2.

Fig. 6.

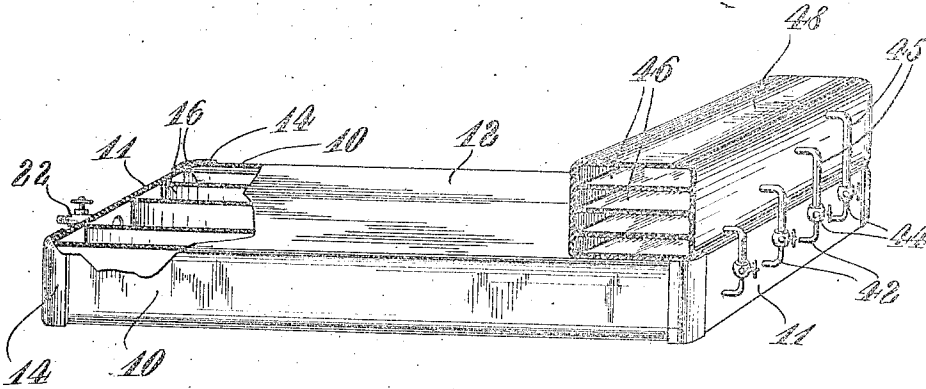
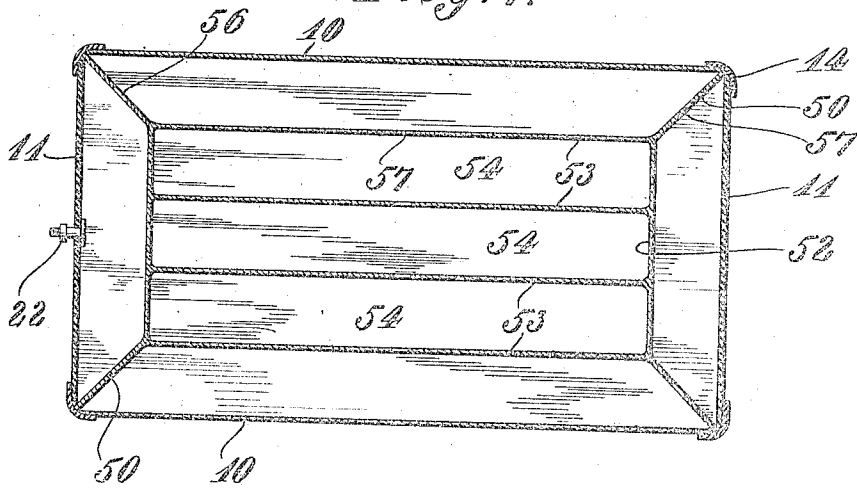


Fig. 7.



Inventor
Nicholas M. Takach
By his Attorney
Oscar Feiler

UNITED STATES PATENT OFFICE.

NICHOLAS M. TAKACH, OF BRIDGEVILLE, NEW YORK.

PNEUMATIC MATTRESS.

1,282,980.

Specification of Letters Patent. Patented Oct. 29, 1918.

Application filed May 24, 1917. Serial No. 175,641.

To all whom it may concern:

Be it known that I, NICHOLAS M. TAKACH, a citizen of the United States, resident of Bridgeville, county of Sullivan, and State of New York, have invented certain new and useful Improvements in Pneumatic Mattresses, of which the following is a specification.

This invention relates to improvements in mattresses and particularly those of a pneumatic type.

The principal object of the invention is to provide a mattress which may be inflated to any desired extent, so as to present a flexible surface, yielding conformably to the occupant, the same being provided with means whereby each of its several sections may be independently inflated.

This and other like objects are attained by the novel design, construction and combination of parts hereafter described and shown in the accompanying drawings, forming a material part of this specification, and in which:—

Figure 1 is a partial top plan and sectional view of a mattress made in accordance with the invention.

Fig. 2 is a transverse sectional view taken on line 2—2 of Fig. 1.

Fig. 3 is a fragmental sectional view showing one end of the mattress.

Fig. 4 is an enlarged sectional view taken on line 4—4 of Fig. 3.

Fig. 5 is a fragmental plan view of the valve as shown in Fig. 4.

Fig. 6 is a perspective view showing a mattress and pillow combined, and

Fig. 7 is a sectional view showing a modification in construction.

The invention comprises a mattress casing made of pliable impervious material, preferably in the form of a rectangle, the side and end elements, respectively 10 and 11, being engaged with the top and bottom 12, by overlapping reinforcing corner elements 14, the mattress containing a plurality of longitudinally disposed partitions 16, also made of pliable material, held to the ends by angular elements 18, which may be sewn or otherwise secured in position, the same forming a plurality of individual compartments 20, the central compartment being provided with an inlet valve 22, to which may be attached an air pump or the like whereby air may be forced inwardly, filling the compartment, which having been filled to a de-

sirable degree, permits the air to pass through the valves 24 into succeeding compartments, thereby inflating each compartment uniformly, similar but oppositely acting valves 24 being disposed at the opposite end of the partitions 16 providing for circulation.

The valve 24 is of very simple construction, comprising essentially a pair of disks 30 and 31, one of which is disposed upon one side of the partition and the other element 31 upon the other, they being secured together by the rigid annular connection 32 having a central opening 33 having a cross-bar 35, in which is set a stem 36, passing through the opening 33, and disk-washer 38, the latter being of a diameter corresponding to the disks and completely covering the opening 33.

Attached at the outer end of the stem 36 is a head 39, against the inner side of which abuts a coiled pressure spring 40, the opposite end normally pressing the plate 38 against the disk and opening therein.

Thus when the air has been compressed within one of the compartments, until it overcomes the force of the spring 40, the washer 38 is pressed outwardly, permitting the air to pass through into the next or succeeding compartment.

In the modification shown in Fig. 6, a plurality of bent pipes 42 extend outwardly, one from each of the several compartments 20, and are provided with control valves 44 which are detachably engaged with a uniform number of flexible tubes 45, the same being engaged in independent compartments 46 formed in the transversely disposed chambers, thus providing a very complete mattress combined with a bolster or pillow.

In Fig. 7 a somewhat modified construction is indicated, in which diagonally positioned partitions 50 extend in from the corners, the same being engaged with transverse elements 52, as each end of the mattress and having between them partition plates 53, forming a series of chambers 54, which may be filled through the valve 22, air passing through the openings 56 and 57 into the various compartments.

From the foregoing it will be seen that a practical and comfortable mattress is provided upon which an occupant may repose with entire ease, and that the same may be filled to such an extent as desired so as to produce a soft and relatively hard surface,

Having thus described my invention, what I claim as new and desire to secure by Letters Patent is:—

5 In a device of the character described the combination of a pneumatic mattress having longitudinal compartments with a pillow disposed on said mattress also provided with longitudinally extending compartments, a plurality of double knee pipes, each connect-
10 ing one of the longitudinal compartments of said mattress with one of the compartments of said pillow in staggered succession at the

small side of the mattress where the pillow is disposed, a compressed air supply valve at the opposite side of the mattress in connection with the longitudinal compartments thereof and valves in said double knee pipes for regulating the supply of compressed air from said mattress compartments to the compartments of said pillow. 15 20

In testimony whereof I have affixed my signature.

NICHOLAS M. TAKACH.