



US00D389704S

# United States Patent [19]

[11] Patent Number: Des. 389,704

Yousko et al.

[45] Date of Patent: \*\*Jan. 27, 1998

[54] **HIP HUGGABLE COOLER**  
[75] Inventors: **Sundi Jodon Yousko; Douglas L. Stucky**, both of Wichita; **Gregory May**, Derby, all of Kans.

5,403,095 4/1995 Melk .  
5,421,172 6/1995 Jones .  
5,501,338 3/1996 Preston .

### OTHER PUBLICATIONS

[73] Assignee: **The Coleman Company, Inc.**, Wichita, Kans.

Coleman 1986 Catalog, Coolers.  
Ezetil 1987 Catalog, Coolers.  
Coleman 1988 Catalog, Coolers.  
Coleman 1989 Catalog Coolers.  
Coleman 1990 Catalog Coolers.  
Coleman 1991 Catalog Coolers.  
Coleman 1992 Catalog Coolers.  
Coleman 1993 Catalog Coolers.  
Coleman 1994 Catalog Coolers.  
Coleman 1996 Soft Cooler Program.  
Ezetil Catalog (undated, but prior to 1996) Coolers.

[\*\*] Term: **14 Years**

*Primary Examiner*—Terry A. Wallace

[21] Appl. No.: **64,109**

[22] Filed: **Dec. 23, 1996**

[51] **LOC (6) CL** ..... **07-01**

[52] **U.S. CL** ..... **D7/607; D3/287**

[58] **Field of Search** ..... **D7/605, 607; D3/273, D3/276, 283, 287, 289, 301; 62/457.1, 457.7, 371; 150/107, 118, 119; 206/545, 541, 548, 549; 220/410, 412; 383/94, 110, 113**

### [57] CLAIM

The ornamental design for a hip huggable cooler, as shown and described.

### DESCRIPTION

FIG. 1 is a top front perspective of the hip-huggable cooler showing a new design;  
FIG. 2 is a front elevational view thereof;  
FIG. 3 is a left side elevational view thereof;  
FIG. 4 is a rear elevational view thereof;  
FIG. 5 is a right side elevational view thereof;  
FIG. 6 is a bottom plan view with strap crossing the bottom;  
FIG. 7 is a view similar to FIG. 6 but with the strap crossing the top as in FIGS. 1 and 2;  
FIG. 8 is a front elevational view of another embodiment of my design—differing from that of FIGS. 1–7 in not having the quilted look seen prominently in FIGS. 1–5;  
FIG. 9 is a front elevational view of yet another embodiment of our design—differing from that of FIGS. 1–7 in not having the quilted look as described above with respect to FIG. 8 and further not having the front mesh pocket of FIGS. 1–7; and,  
FIG. 10 is a front elevational view of a further embodiment of our design—differing from that of FIGS. 1–7 in not having the quilted look and in not having the front mesh pocket.

### [56] References Cited

#### U.S. PATENT DOCUMENTS

- D. 273,533 4/1984 Weinreb .
- D. 299,406 1/1989 Jacober .
- D. 340,387 10/1993 Melk .
- D. 340,621 10/1993 Melk .
- D. 340,840 11/1993 Melk .
- D. 341,026 11/1993 Barker ..... D7/607 X
- D. 343,992 2/1994 Melk .
- D. 371,051 6/1996 Melk .
- D. 371,052 6/1996 Melk ..... D7/607
- D. 371,724 7/1996 Melk .
- D. 373,514 9/1996 Melk .
- D. 373,515 9/1996 Melk ..... D7/607
- 2,123,031 7/1938 Weiner .
- 4,050,264 9/1977 Tanaka .
- 4,085,785 4/1978 Hoot .
- 4,537,313 8/1985 Workman .
- 4,573,202 2/1986 Lee .
- 4,598,746 7/1986 Rabinowitz .
- 4,767,039 8/1988 Jacober .
- 4,805,776 2/1989 Namgyal et al. .... 383/110 X
- 4,929,094 5/1990 Becker .
- 5,181,555 1/1993 Chruniak .

1 Claim, 10 Drawing Sheets

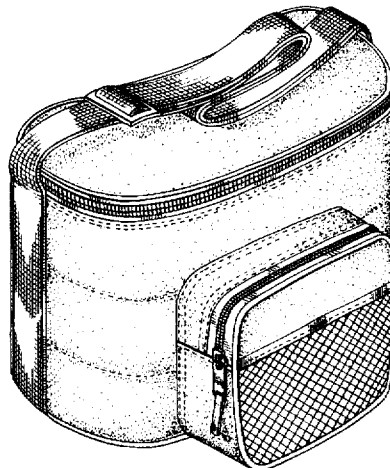


FIG. 1

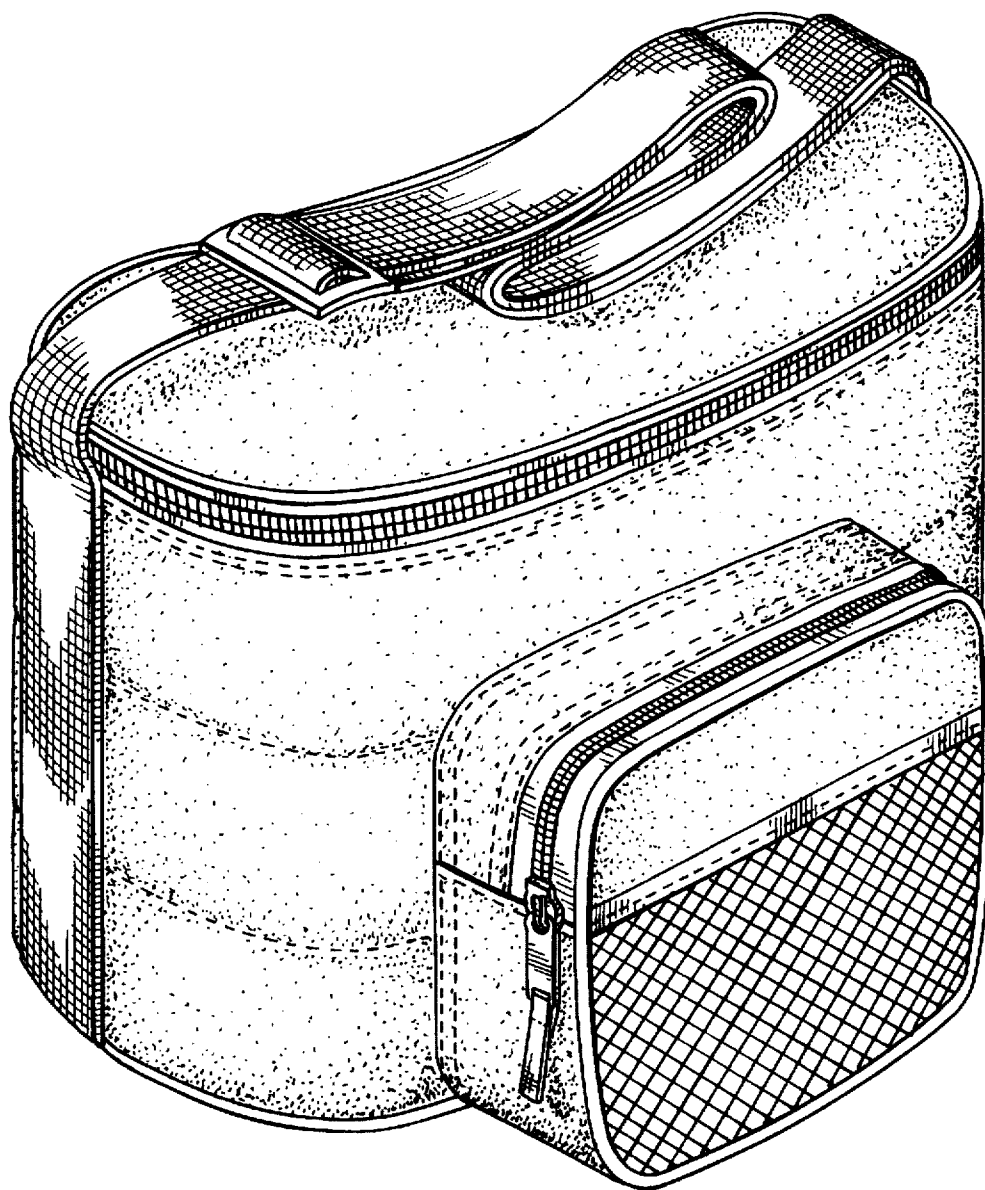


FIG. 2

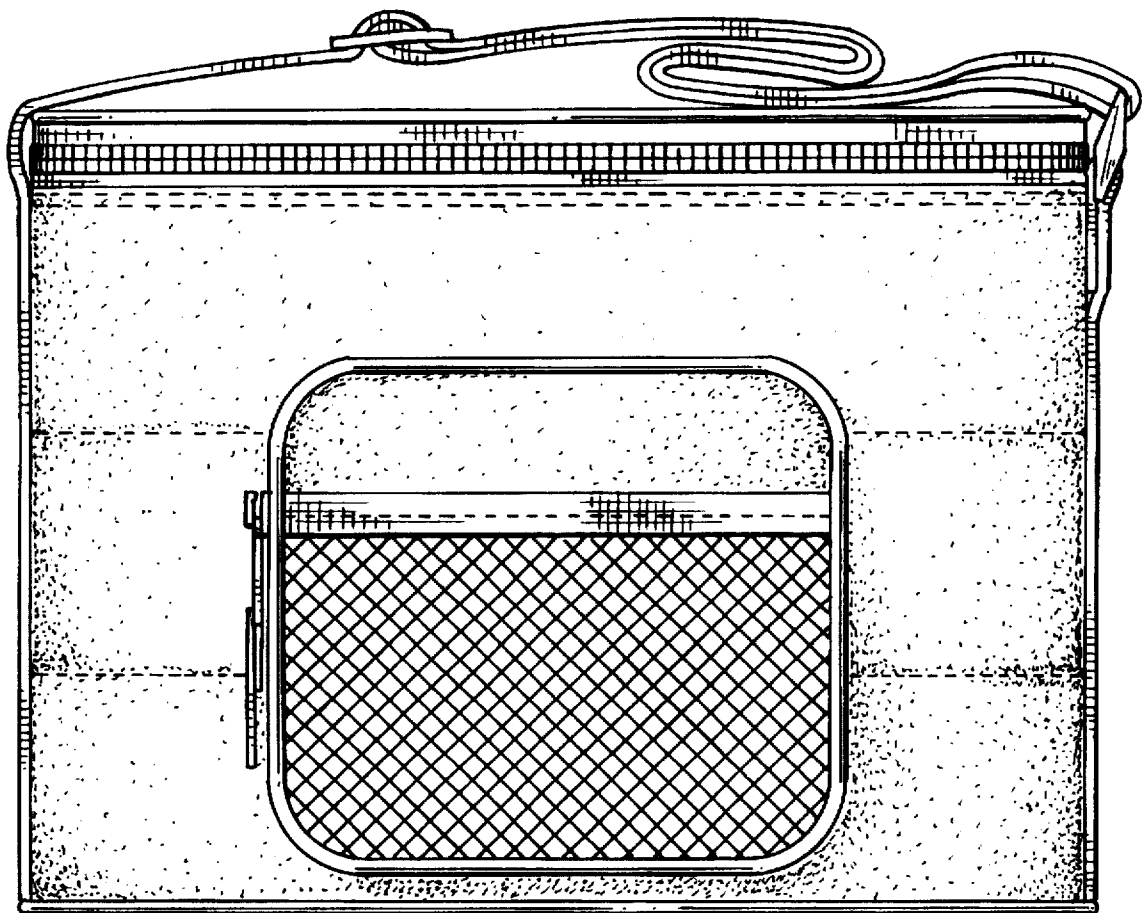


FIG. 3

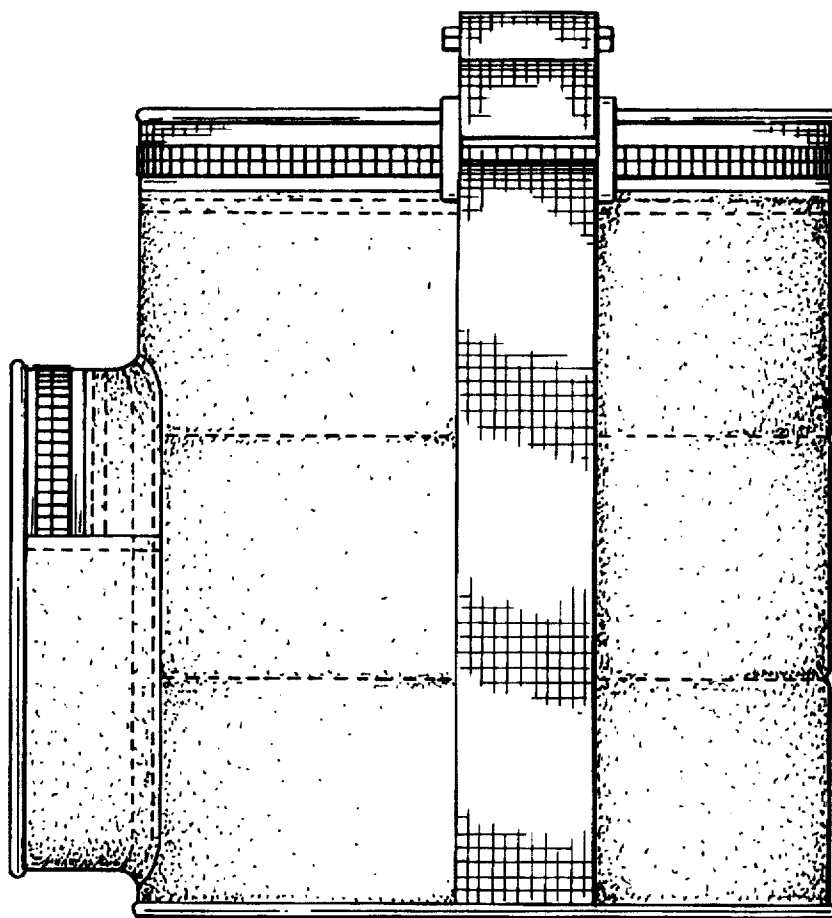


FIG. 4

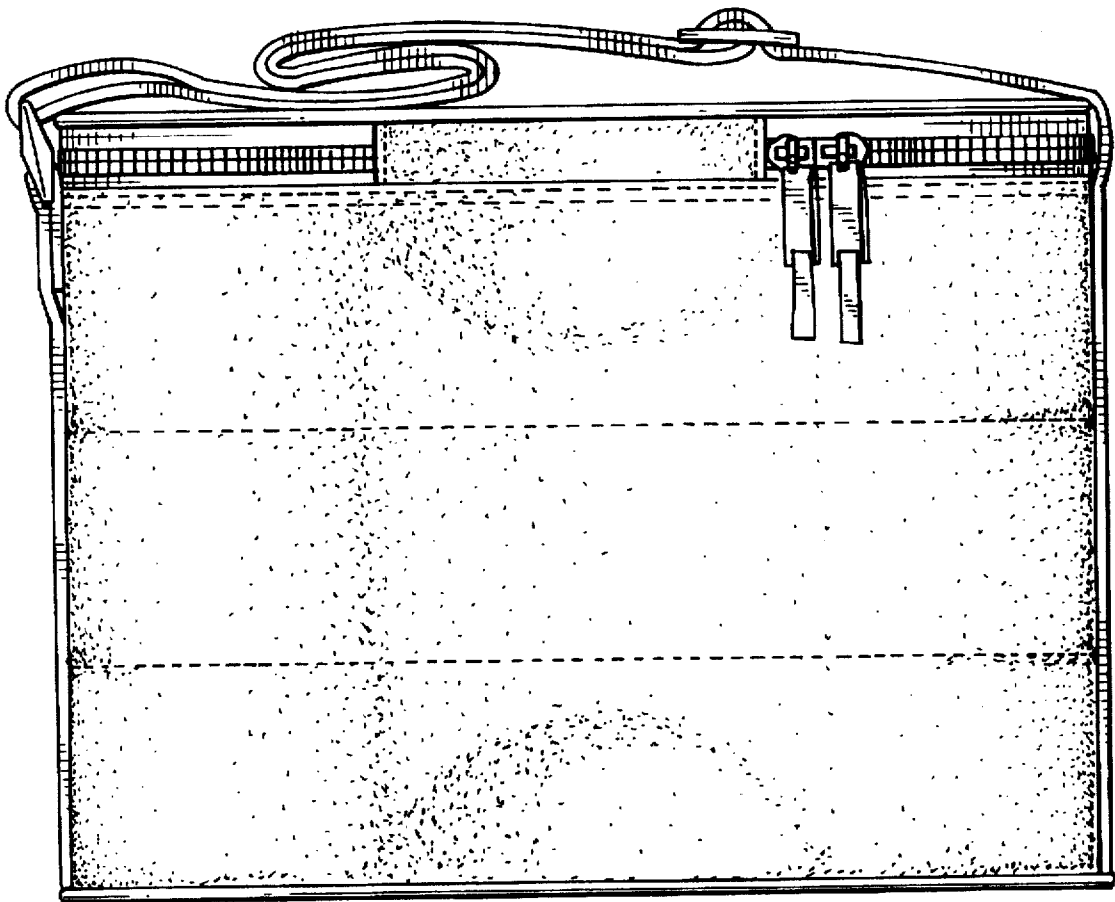


FIG. 5

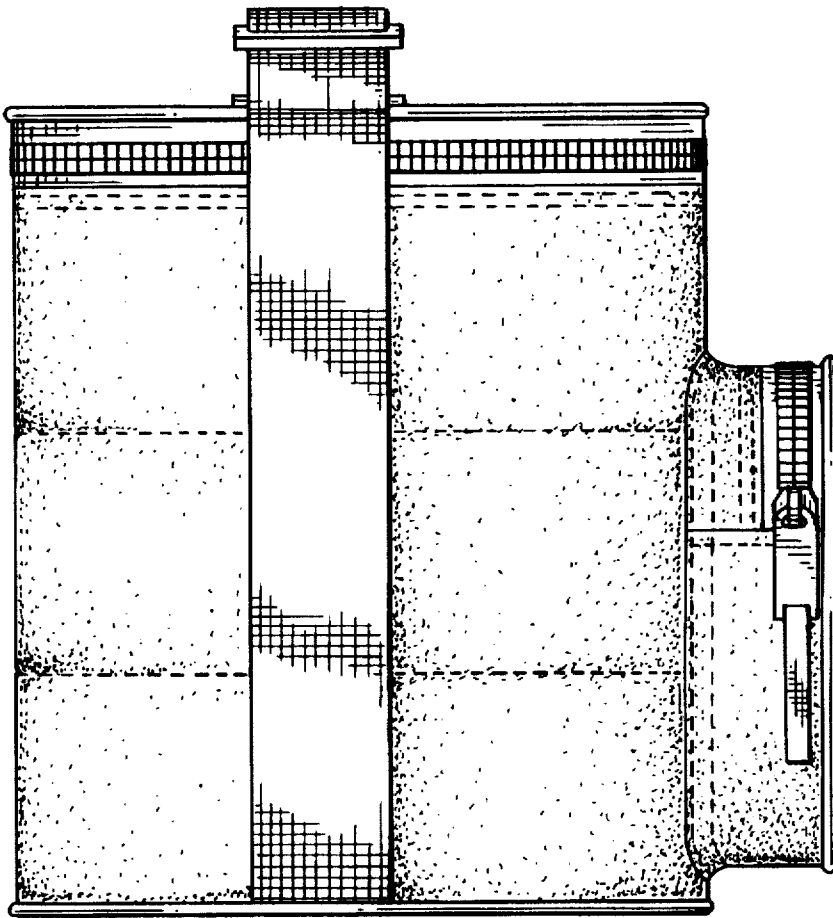


FIG. 6

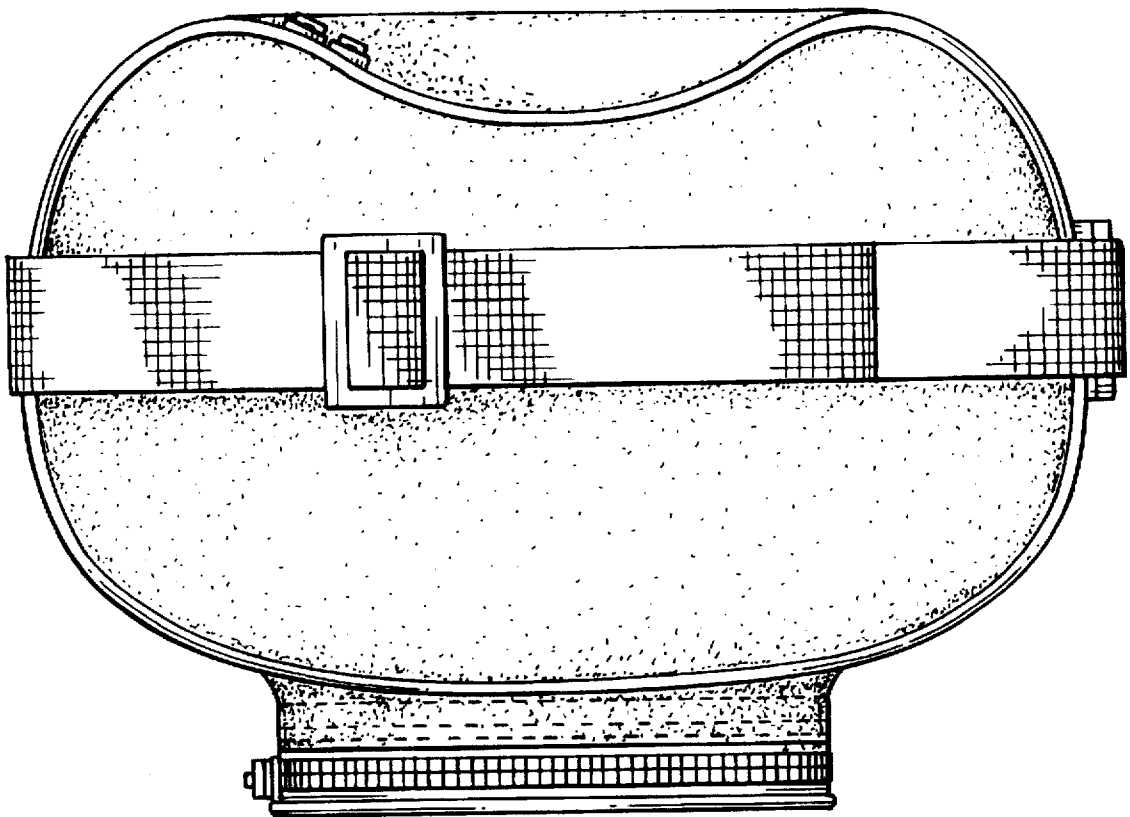


FIG. 7

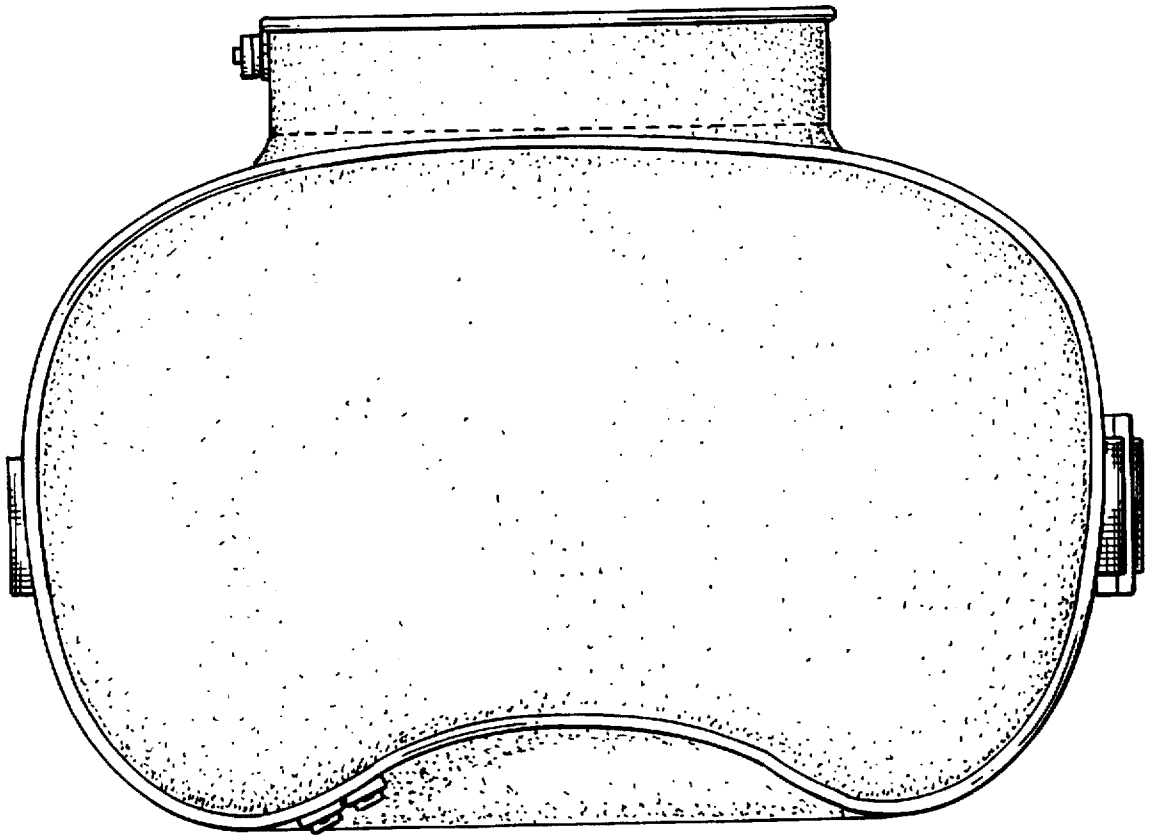


FIG. 8

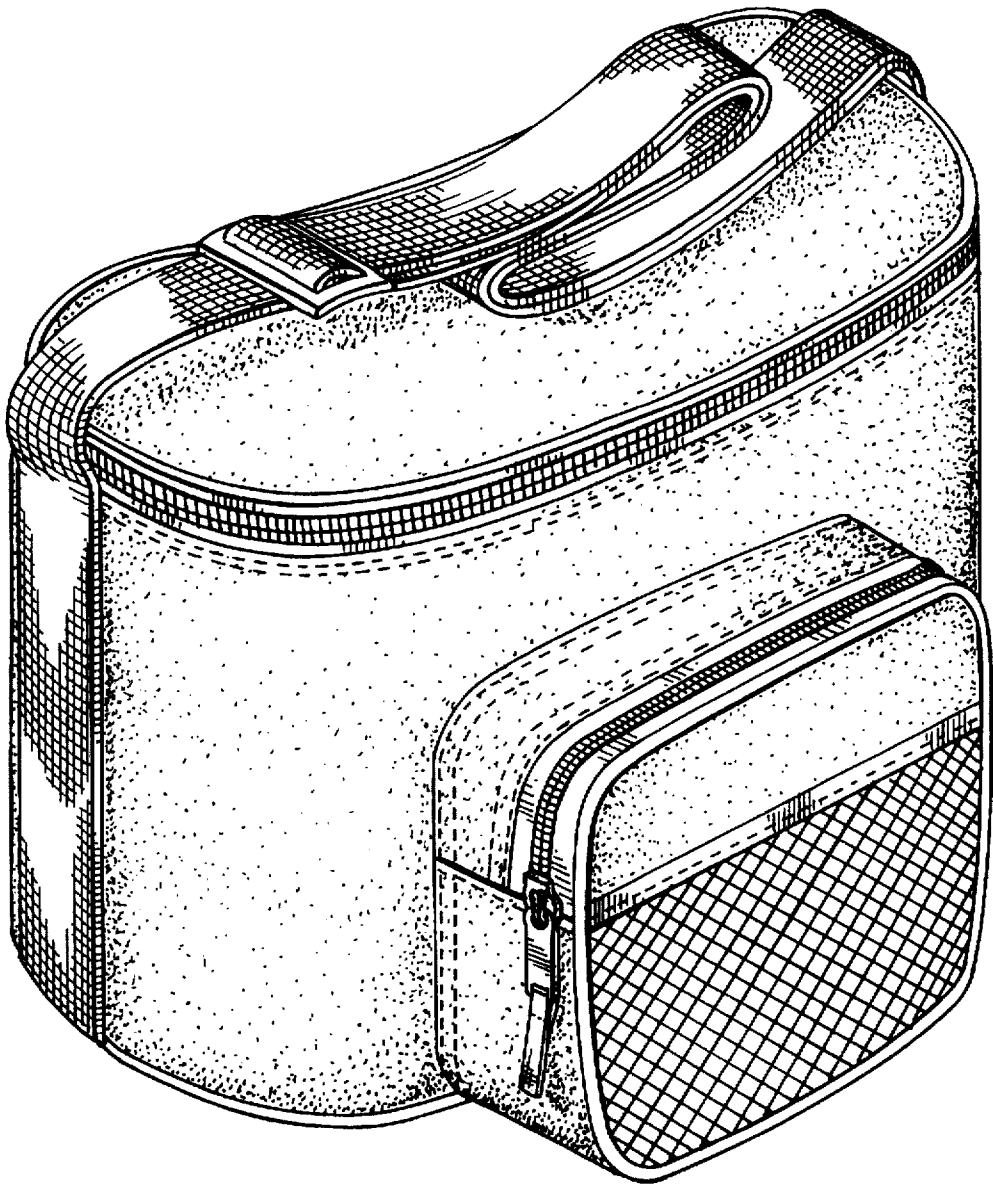


FIG. 9



FIG. 10

