

19



**Octrooi Centrum
Nederland**

11

2017012

12 B1 OCTROOI

21

Aanvraagnummer: **2017012**

51

Int. Cl.:
**G06F 3/0488 (2016.01) G06F 17/27 (2016.01) G06Q
10/10 (2017.01)**

22

Aanvraag ingediend: **20/06/2016**

62

Afsplitsing van aanvraag **2014870**, ingediend
28/05/2015

30

Voorrang:
**07/03/2015 US 62/129,790
30/05/2014 US 62/005,958
21/05/2015 US PCT/US2015/032055**

73

Octrooihouder(s):
**Apple Inc. te Cupertino, California,
United States of America, US.**

41

Aanvraag ingeschreven:
29/09/2016

72

Uitvinder(s):
**Lawrence Y. Yang
te Cupertino, California (US).
Giulia Pagallo te Cupertino, California (US).
Linden B. Siahhan
te Cupertino, California (US).
Justin Wood te Cupertino, California (US).
Roberto Garcia te Cupertino, California (US).
Jerome Rene Bellegarda
te Cupertino, California (US).
Tiffany S. Jon te Cupertino, California (US).**

43

Aanvraag gepubliceerd:
09/01/2017

47

Octrooi verleend:
20/09/2017

45

Octrooischrift uitgegeven:
03/10/2017

74

Gemachtigde:
ir. A.R. Aalbers te Amsterdam.

54

CANNED ANSWERS IN MESSAGES

57

At an electronic device with a touch-sensitive display, display a message transcript, where the message transcript includes at least one message from at least a first user. Determine, based at least in-part on the at least one message, a plurality of suggested one or more characters.

Display, on the touch-sensitive display, the plurality of suggested one or more characters. Detect an input on the touch-sensitive display. Determine whether the input represents user selection of one of the plurality of suggested one or more characters. Display the selected one of the plurality of suggested one or more characters in the message transcript. Send the selected one or more characters to the first user.

CANNED ANSWERS IN MESSAGES

CROSS-REFERENCE TO RELATED APPLICATIONS

[0001] This application claims the benefit of priority of U.S. Provisional Patent Application Serial No. 62/005,958, “Canned Answers in Messages,” filed May 30, 2014; U.S. Provisional Patent Application Serial No. 62/129,790, “Canned Answers in Messages,” filed March 7, 2015; and International Application PCT/US15/32055, “Canned Answers in Messages,” filed May 21, 2015. The content of these applications are hereby incorporated by reference in their entirety.

[0002] This application relates to the following co-pending provisional applications: U.S. Patent Application Serial No. 62/005,837, “Device, Method, and Graphical User Interface for a Predictive Keyboard,” filed May 30, 2014; U.S. Patent Application Serial No. 62/046,876, “Device, Method, and Graphical User Interface for a Predictive Keyboard,” filed September 5, 2014; U.S. Patent Application Serial No. 14/502,711, “Device, Method, and Graphical User Interface for a Predictive Keyboard,” filed September 30, 2014; U.S. Patent Application Serial No. 62/005,825, “Entropy-Guided Text Prediction Using Combined Word and Character N-gram Language Models,” filed May 30, 2014; U.S. Patent Application Serial No. 62/006,010, “Predictive Text Input,” filed May 30, 2014; and U.S. Patent Application Serial No. 62/005,942, “Text Prediction Using Combined Word N-gram and Unigram Language Models,” filed May 30, 2014. The content of these applications are hereby incorporated by reference in their entirety.

FIELD

[0003] The present disclosure relates generally to messaging, and more specifically to techniques for suggesting predictive answers that a user can select to respond to an incoming message.

BACKGROUND

[0004] Portable electronic devices, particularly cellular phones, are popular devices for message-based communications. Exemplary message-based communications include the short message service (SMS) and iMessage technologies provided by Apple Inc., of Cupertino, California. The small form factors of portable electronic devices, however, present user interface challenges. One persistent challenge arises from the reduced-size keyboards typically employed

by these devices, which are sub-optimal for typing. This difficulty is exacerbated by continued improvement in electronics packaging techniques that lend to smaller devices with even less room for keyboard placement. Techniques for predicting a user's likely response to an incoming message— thereby reducing the need for manual user input— are thus desirable.

5

SUMMARY

[0005] In some embodiments, a method for responding to messages comprises: at an electronic device with a touch-sensitive display: displaying a message transcript, the message transcript including at least one message from at least a first user; determining, based at least in-part on the at least one message, a plurality of suggested one or more characters; displaying, on the touch-sensitive display, the plurality of suggested one or more characters; detecting an input on the touch-sensitive display; determining whether the input represents user selection of one of the plurality of suggested one or more characters; and in accordance with a determination that the input represents user selection of one of the plurality of suggested one or more characters, displaying the selected one of the plurality of suggested one or more characters in the message transcript.

10
15

[0006] In some embodiments, a method for responding to messages comprises: at an electronic device with a touch-sensitive display: at an electronic device with a touch-sensitive display: displaying, in a first region of the display, a message transcript, the message transcript including at least one message from at least a first user; displaying, in a second region of the display, a virtual keyboard, the virtual keyboard including a number of character keys; and displaying, in a third region of the display, a plurality of suggested one or more characters, the plurality of suggested characters determined based, at least in-part, on a content of the at least one message received from the first user.

20

[0007] In some embodiments, a method for responding to messages comprises: at an electronic device with a touch-sensitive display: displaying a message transcript, the message transcript including at least one message from at least a first user; determining, based at least in-part on the at least one message, a plurality of suggested one or more characters; and displaying a first suggested one or more characters of the plurality of suggested one or more characters in a

25

first region on the touch-sensitive display, wherein the first region is a contiguous region visually distinguished from the background of the message transcript.

[0008] In some embodiments, a method for responding to messages comprises: at an electronic device with a touch-sensitive display: displaying a message transcript, the message transcript including at least one message from at least a first user; determining, based at least in-
5 part on the at least one message, a plurality of suggested one or more characters; and displaying a first affordance representing a first suggested one or more characters of the plurality of suggested one or more characters at the bottom of the message transcript.

DESCRIPTION OF THE FIGURES

10 **[0009]** Figure 1A is a block diagram illustrating a portable multifunction device with a touch-sensitive display in accordance with some examples.

[0010] Figure 1B is a block diagram illustrating exemplary components for event handling in accordance with some embodiments.

15 **[0011]** Figure 2 illustrates a portable multifunction device having a touch screen in accordance with some embodiments.

[0012] Figure 3 is a block diagram of an exemplary multifunction device with a display and a touch-sensitive surface in accordance with some embodiments.

[0013] Figures 4A and 4B illustrate an exemplary user interface for a menu of applications on a portable multifunction device in accordance with some embodiments.

20 **[0014]** Figures 5A-5J illustrate exemplary user interfaces for responding to messages using predictive answers.

[0015] Figures 6A-6E illustrate exemplary types of predictive answers.

[0016] Figures 7 is a flow diagram illustrating a process for transitioning between electronic devices.

[0017] Figures 8 is a flow diagram illustrating a process for transitioning between electronic devices.

[0018] Figures 9 is a flow diagram illustrating a process for transitioning between electronic devices.

5 [0019] Figures 10 is a flow diagram illustrating a process for transitioning between electronic devices.

[0020] Figures 11-15 are functional block diagram of electronic devices in accordance with some embodiments.

DETAILED DESCRIPTION

10 [0021] In the following description of the disclosure and embodiments, reference is made to the accompanying drawings in which it is shown by way of illustration specific embodiments that can be practiced. It is to be understood that other embodiments and examples can be practiced and changes can be made without departing from the scope of the disclosure.

[0022] Below, FIGS. 1A-1B, 2, and 3 provide a description of exemplary devices for
15 performing the techniques described herein. For brevity, these techniques may be referred to as “predictive answers” for responding to user messages. Figures 4A-4B, 5A-5J, and 6A-6E illustrate exemplary user interfaces for invoking predictive answers. The user interfaces in the figures are also used to illustrate the processes described below, including those processes in FIGS. 7-10.

20 [0023] Although the following description uses terms first, second, etc. to describe various elements, these elements should not be limited by the terms. These terms are only used to distinguish one element from another. For example, a first contact could be termed a second contact, and, similarly, a second contact could be termed a first contact, without departing from the scope of the present invention. The first contact and the second contact are both contacts, but
25 they are not the same contact.

[0024] The terminology used in the description of the various described embodiments herein is for the purpose of describing particular embodiments only and is not intended to be limiting.

As used in the description of the various described embodiments and the appended claims, the singular forms “a”, “an,” and “the” are intended to include the plural forms as well, unless the context clearly indicates otherwise. It will also be understood that the term “and/or” as used herein refers to and encompasses any and all possible combinations of one or more of the associated listed items. It will be further understood that the terms “includes,” “including,” “comprises,” and/or “comprising,” when used in this specification, specify the presence of stated features, integers, steps, operations, elements, and/or components, but do not preclude the presence or addition of one or more other features, integers, steps, operations, elements, components, and/or groups thereof.

10 [0025] The term “if” may be construed to mean “when” or “upon” or “in response to determining” or “in response to detecting,” depending on the context. Similarly, the phrase “if it is determined” or “if [a stated condition or event] is detected” may be construed to mean “upon determining” or “in response to determining” or “upon detecting [the stated condition or event]” or “in response to detecting [the stated condition or event],” depending on the context.

15 [0026] Embodiments of electronic devices, user interfaces for such devices, and associated processes for using such devices are described. In some embodiments, the device is a portable communications device, such as a mobile telephone, that also contains other functions, such as PDA and/or music player functions. Exemplary embodiments of portable multifunction devices include, without limitation, the iPhone®, iPod Touch®, and iPad® devices from Apple Inc. of
20 Cupertino, California. Other portable devices, such as laptops or tablet computers with touch-sensitive surfaces (e.g., touch screen displays and/or touch pads), may also be used. Exemplary embodiments of laptop and tablet computers include, without limitation, the iPad® and MacBook ® devices from Apple Inc. of Cupertino, California. It should also be understood that, in some embodiments, the device is not a portable communications device, but is a desktop
25 computer. Exemplary embodiments of desktop computers include, without limitation, the Mac Pro® from Apple Inc. of Cupertino, California.

[0027] In the discussion that follows, an electronic device that includes a display and a touch-sensitive surface is described. It should be understood, however, that the electronic device

optionally includes one or more other physical user-interface devices, such as button(s), a physical keyboard, a mouse, and/or a joystick.

[0028] The device may support a variety of applications, such as one or more of the following: a drawing application, a presentation application, a word processing application, a website creation application, a disk authoring application, a spreadsheet application, a gaming application, a telephone application, a video conferencing application, an e-mail application, an instant messaging application, a workout support application, a photo management application, a digital camera application, a digital video camera application, a web browsing application, a digital music player application, and/or a digital video player application.

10 **[0029]** The various applications that are executed on the device optionally use at least one common physical user-interface device, such as the touch-sensitive surface. One or more functions of the touch-sensitive surface as well as corresponding information displayed on the device are, optionally, adjusted and/or varied from one application to the next and/or within a respective application. In this way, a common physical architecture (such as the touch-sensitive surface) of the device optionally supports the variety of applications with user interfaces that are
15 intuitive and transparent to the user.

[0030] Figures 1A and 1B are block diagrams illustrating exemplary portable multifunction device 100 with touch-sensitive displays 112 in accordance with some embodiments. Touch-sensitive display 112 is sometimes called a “touch screen” for convenience. Device 100 may include memory 102. Device 100 may include memory controller 122, one or more processing units (CPU’s) 120, peripherals interface 118, RF circuitry 108, audio circuitry 110, speaker 111, microphone 113, input/output (I/O) subsystem 106, other input or control devices 116, and external port 124. Device 100 may include one or more optical sensors 164. Bus/signal lines 103 may allow these components to communicate with one another. Device 100 is one example
20 of an electronic device that could be used to perform the techniques described herein. Specific implementations involving device 100 may have more or fewer components than shown, may combine two or more components, or may have a different configuration or arrangement of the components. The various components shown in Figures 1A and 1B may be implemented in
25

hardware, software, or a combination of both. The components also can be implemented using one or more signal processing and/or application specific integrated circuits.

[0031] Memory 102 may include one or more computer readable storage mediums. The computer readable storage mediums may be tangible and non-transitory. Memory 102 may include high-speed random access memory and may also include non-volatile memory, such as one or more magnetic disk storage devices, flash memory devices, or other non-volatile solid-state memory devices. Memory controller 122 may control access to memory 102 by other components of device 100.

[0032] Peripherals interface 118 can be used to couple input and output peripherals of the device to CPU 120 and memory 102. The one or more processors 120 run or execute various software programs and/or sets of instructions stored in memory 102 to perform various functions for device 100 and to process data. In some embodiments, peripherals interface 118, CPU 120, and memory controller 122 may be implemented on a single chip, such as chip 104. In some other embodiments, they may be implemented on separate chips.

[0033] RF (radio frequency) circuitry 108 receives and sends RF signals, also called electromagnetic signals. RF circuitry 108 converts electrical signals to/from electromagnetic signals and communicates with communications networks and other communications devices via the electromagnetic signals. RF circuitry 108 may include well-known circuitry for performing these functions, including but not limited to an antenna system, an RF transceiver, one or more amplifiers, a tuner, one or more oscillators, a digital signal processor, a CODEC chipset, a subscriber identity module (SIM) card, memory, and so forth. RF circuitry 108 may communicate with networks, such as the Internet, also referred to as the World Wide Web (WWW), an intranet and/or a wireless network, such as a cellular telephone network, a wireless local area network (LAN) and/or a metropolitan area network (MAN), and other devices by wireless communication. The wireless communication may use any of a plurality of communications standards, protocols and technologies, including but not limited to Global System for Mobile Communications (GSM), Enhanced Data GSM Environment (EDGE), high-speed downlink packet access (HSDPA), wideband code division multiple access (W-CDMA), code division multiple access (CDMA), time division multiple access (TDMA), Bluetooth,

Bluetooth Low Energy (BTLE), Wireless Fidelity (Wi-Fi) (e.g., IEEE 802.11a, IEEE 802.11b, IEEE 802.11g and/or IEEE 802.11n), voice over Internet Protocol (VoIP), Wi-MAX, a protocol for e-mail (e.g., Internet message access protocol (IMAP) and/or post office protocol (POP)), instant messaging (e.g., extensible messaging and presence protocol (XMPP), Session Initiation Protocol for Instant Messaging and Presence Leveraging Extensions (SIMPLE), Instant Messaging and Presence Service (IMPS)), and/or Short Message Service (SMS), or any other suitable communication protocol, including communication protocols not yet developed as of the filing date of this document.

[0034] Audio circuitry 110, speaker 111, and microphone 113 provide an audio interface between a user and device 100. Audio circuitry 110 receives audio data from peripherals interface 118, converts the audio data to an electrical signal, and transmits the electrical signal to speaker 111. Speaker 111 converts the electrical signal to human-audible sound waves. Audio circuitry 110 also receives electrical signals converted by microphone 113 from sound waves. Audio circuitry 110 converts the electrical signal to audio data and transmits the audio data to peripherals interface 118 for processing. Audio data may be retrieved from and/or transmitted to memory 102 and/or RF circuitry 108 by peripherals interface 118. In some embodiments, audio circuitry 110 also includes a headset jack (e.g., 212, Figure 2). The headset jack provides an interface between audio circuitry 110 and removable audio input/output peripherals, such as output-only headphones or a headset with both output (e.g., a headphone for one or both ears) and input (e.g., a microphone).

[0035] I/O subsystem 106 couples input/output peripherals on device 100, such as touch screen 112 and other input control devices 116, to peripherals interface 118. I/O subsystem 106 may include display controller 156 and one or more input controllers 160 for other input or control devices. The one or more input controllers 160 receive/send electrical signals from/to other input or control devices 116. The other input control devices 116 may include physical buttons (e.g., push buttons, rocker buttons, etc.), dials, slider switches, joysticks, click wheels, and so forth. In some alternate embodiments, input controller(s) 160 may be coupled to any (or none) of the following: a keyboard, infrared port, USB port, and a pointer device such as a mouse. The one or more buttons (e.g., 208, Figure 2) may include an up/down button for volume control of speaker 111 and/or microphone 113. The one or more buttons may include a push

button (e.g., 206, Figure 2). A quick press of the push button may disengage a lock of touch screen 112 or begin a process that uses gestures on the touch screen to unlock the device, as described in U.S. Patent Application 11/322,549, “Unlocking a Device by Performing Gestures on an Unlock Image,” filed December 23, 2005, U.S. Pat. No. 7,657,849, which is hereby
5 incorporated by reference in its entirety. A longer press of the push button (e.g., 206) may turn power to device 100 on or off. The user may be able to customize a functionality of one or more of the buttons. Touch screen 112 is used to implement virtual or soft buttons and one or more soft keyboards.

[0036] Touch-sensitive display 112 provides an input interface and an output interface
10 between the device and a user. Display controller 156 receives and/or sends electrical signals from/to touch screen 112. Touch screen 112 displays visual output to the user. The visual output may include graphics, text, icons, video, and any combination thereof (collectively termed “graphics”). In some embodiments, some or all of the visual output may correspond to user-interface objects.

[0037] Touch screen 112 has a touch-sensitive surface, sensor or set of sensors that accepts
15 input from the user based on haptic and/or tactile contact. Touch screen 112 and display controller 156 (along with any associated modules and/or sets of instructions in memory 102) detect contact (and any movement or breaking of the contact) on touch screen 112 and converts the detected contact into interaction with user-interface objects (e.g., one or more soft keys,
20 icons, web-pages or images) that are displayed on touch screen 112. In an exemplary embodiment, a point of contact between touch screen 112 and the user corresponds to a finger of the user.

[0038] Touch screen 112 may use LCD (liquid crystal display) technology, LPD (light
25 emitting polymer display) technology, or LED (light emitting diode) technology, although other display technologies may be used in other embodiments. Touch screen 112 and display controller 156 may detect contact and any movement or breaking thereof using any of a plurality of touch sensing technologies now known or later developed, including but not limited to capacitive, resistive, infrared, and surface acoustic wave technologies, as well as other proximity sensor arrays or other elements for determining one or more points of contact with touch screen

112. In an exemplary embodiment, projected mutual capacitance sensing technology is used, such as that found in the iPhone® and iPod Touch® from Apple Inc. of Cupertino, California.

[0039] A touch-sensitive display in some embodiments of touch screen 112 may be analogous to the multi-touch sensitive touchpads described in the following U.S. Patents: 5 6,323,846 (Westerman et al.), 6,570,557 (Westerman et al.), and/or 6,677,932 (Westerman), and/or U.S. Patent Publication 2002/0015024A1, each of which is hereby incorporated by reference in its entirety. However, touch screen 112 displays visual output from device 100, whereas touch sensitive touchpads do not provide visual output.

[0040] A touch-sensitive display in some embodiments of touch screen 112 may be as 10 described in the following applications: (1) U.S. Patent Application No. 11/381,313, “Multipoint Touch Surface Controller,” filed May 2, 2006; (2) U.S. Patent Application No. 10/840,862, “Multipoint Touchscreen,” filed May 6, 2004; (3) U.S. Patent Application No. 10/903,964, “Gestures For Touch Sensitive Input Devices,” filed July 30, 2004; (4) U.S. Patent Application No. 11/048,264, “Gestures For Touch Sensitive Input Devices,” filed January 31, 2005; (5) U.S. 15 Patent Application No. 11/038,590, “Mode-Based Graphical User Interfaces For Touch Sensitive Input Devices,” filed January 18, 2005; (6) U.S. Patent Application No. 11/228,758, “Virtual Input Device Placement On A Touch Screen User Interface,” filed September 16, 2005; (7) U.S. Patent Application No. 11/228,700, “Operation Of A Computer With A Touch Screen Interface,” filed September 16, 2005; (8) U.S. Patent Application No. 11/228,737, “Activating Virtual Keys 20 Of A Touch-Screen Virtual Keyboard,” filed September 16, 2005; and (9) U.S. Patent Application No. 11/367,749, “Multi-Functional Hand-Held Device,” filed March 3, 2006. All of these applications are incorporated by reference herein in their entirety.

[0041] Touch screen 112 may have a video resolution in excess of 100 dpi. In some 25 embodiments, the touch screen has a video resolution of approximately 160 dpi. The user may make contact with touch screen 112 using any suitable object or appendage, such as a stylus, a finger, and so forth. In some embodiments, the user interface is designed to work primarily with finger-based contacts and gestures, which can be less precise than stylus-based input due to the larger area of contact of a finger on the touch screen. In some embodiments, the device

translates the rough finger-based input into a precise pointer/cursor position or command for performing the actions desired by the user.

[0042] In some embodiments, in addition to the touch screen, device 100 may include a touchpad (not shown) for activating or deactivating particular functions. In some embodiments, the touchpad is a touch-sensitive area of the device that, unlike the touch screen, does not display visual output. The touchpad may be a touch-sensitive surface that is separate from touch screen 112 or an extension of the touch-sensitive surface formed by the touch screen.

[0043] Device 100 also includes power system 162 for powering the various components. Power system 162 may include a power management system, one or more power sources (e.g., battery, alternating current (AC)), a recharging system, a power failure detection circuit, a power converter or inverter, a power status indicator (e.g., a light-emitting diode (LED)) and any other components associated with the generation, management and distribution of power in portable devices.

[0044] Device 100 may also include one or more optical sensors 164. Figures 1A and 1B show an optical sensor coupled to optical sensor controller 158 in I/O subsystem 106. Optical sensor 164 may include charge-coupled device (CCD) or complementary metal-oxide semiconductor (CMOS) phototransistors. Optical sensor 164 receives light from the environment, projected through one or more lens, and converts the light to data representing an image. In conjunction with imaging module 143 (also called a camera module), optical sensor 164 may capture still images or video. In some embodiments, an optical sensor is located on the back of device 100, opposite touch screen display 112 on the front of the device, so that the touch screen display may be used as a viewfinder for still and/or video image acquisition. In some embodiments, an optical sensor is located on the front of the device so that the user's image may be obtained for videoconferencing while the user views the other video conference participants on the touch screen display. In some embodiments, the position of optical sensor 164 can be changed by the user (e.g., by rotating the lens and the sensor in the device housing) so that a single optical sensor 164 may be used along with the touch screen display for both video conferencing and still and/or video image acquisition.

[0045] Device 100 may also include one or more proximity sensors 166. Figures 1A and 1B show proximity sensor 166 coupled to peripherals interface 118. Alternately, proximity sensor 166 may be coupled to input controller 160 in I/O subsystem 106. Proximity sensor 166 may perform as described in U.S. Patent Application Nos. 11/241,839, “Proximity Detector In Handheld Device”; 11/240,788, “Proximity Detector In Handheld Device”; 11/620,702, “Using Ambient Light Sensor To Augment Proximity Sensor Output”; 11/586,862, “Automated Response To And Sensing Of User Activity In Portable Devices”; and 11/638,251, “Methods And Systems For Automatic Configuration Of Peripherals,” which are hereby incorporated by reference in their entirety. In some embodiments, the proximity sensor turns off and disables touch screen 112 when the multifunction device is placed near the user’s ear (e.g., when the user is making a phone call).

[0046] Device 100 optionally also includes one or more tactile output generators 167. FIG. 1A shows a tactile output generator coupled to haptic feedback controller 161 in I/O subsystem 106. Tactile output generator 167 optionally includes one or more electroacoustic devices such as speakers or other audio components and/or electromechanical devices that convert energy into linear motion such as a motor, solenoid, electroactive polymer, piezoelectric actuator, electrostatic actuator, or other tactile output generating component (e.g., a component that converts electrical signals into tactile outputs on the device). Contact intensity sensor 165 receives tactile feedback generation instructions from haptic feedback module 133 and generates tactile outputs on device 100 that are capable of being sensed by a user of device 100. In some embodiments, at least one tactile output generator is collocated with, or proximate to, a touch-sensitive surface (e.g., touch-sensitive display system 112) and, optionally, generates a tactile output by moving the touch-sensitive surface vertically (e.g., in/out of a surface of device 100) or laterally (e.g., back and forth in the same plane as a surface of device 100). In some embodiments, at least one tactile output generator sensor is located on the back of device 100, opposite touch screen display 112, which is located on the front of device 100.

[0047] Device 100 may also include one or more accelerometers 168. Figures 1A and 1B show accelerometer 168 coupled to peripherals interface 118. Alternately, accelerometer 168 may be coupled to an input controller 160 in I/O subsystem 106. Accelerometer 168 may perform as described in U.S. Patent Publication No. 20050190059, “Acceleration-based Theft

Detection System for Portable Electronic Devices,” and U.S. Patent Publication No. 20060017692, “Methods And Apparatuses For Operating A Portable Device Based On An Accelerometer,” both of which are which are incorporated by reference herein in their entirety. In some embodiments, information is displayed on the touch screen display in a portrait view or a landscape view based on an analysis of data received from the one or more accelerometers. Device 100 optionally includes, in addition to accelerometer(s) 168, a magnetometer (not shown) and a GPS (or GLONASS or other global navigation system) receiver (not shown) for obtaining information concerning the location and orientation (e.g., portrait or landscape) of device 100.

[0048] In some embodiments, the software components stored in memory 102 include operating system 126, communication module (or set of instructions) 128, contact/motion module (or set of instructions) 130, graphics module (or set of instructions) 132, text input module (or set of instructions) 134, Global Positioning System (GPS) module (or set of instructions) 135, and applications (or sets of instructions) 136. Furthermore, in some embodiments memory 102 stores device/global internal state 157, as shown in Figures 1A, 1B and 3. Device/global internal state 157 includes one or more of: active application state, indicating which applications, if any, are currently active; display state, indicating what applications, views or other information occupy various regions of touch screen display 112; sensor state, including information obtained from the device’s various sensors and input control devices 116; and location information concerning the device’s location and/or attitude.

[0049] Operating system 126 (e.g., Darwin, RTXC, LINUX, UNIX, OS X, iOS, WINDOWS, or an embedded operating system such as VxWorks) includes various software components and/or drivers for controlling and managing general system tasks (e.g., memory management, storage device control, power management, etc.) and facilitates communication between various hardware and software components.

[0050] Communication module 128 facilitates communication with other devices over one or more external ports 124 and also includes various software components for handling data received by RF circuitry 108 and/or external port 124. External port 124 (e.g., Universal Serial Bus (USB), FIREWIRE, etc.) is adapted for coupling directly to other devices or indirectly over a network (e.g., the Internet, wireless LAN, etc.). In some embodiments, the external port is a

multi-pin connector that is the same as, or similar to and/or compatible with the 8-pin and/or 30-pin connectors used on devices made by Apple Inc.

[0051] Contact/motion module 130 may detect contact with touch screen 112 (in conjunction with display controller 156) and other touch sensitive devices (e.g., a touchpad or physical click wheel). Contact/motion module 130 includes various software components for performing various operations related to detection of contact, such as determining if contact has occurred (e.g., detecting a finger-down event), determining if there is movement of the contact and tracking the movement across the touch-sensitive surface (e.g., detecting one or more finger-dragging events), and determining if the contact has ceased (e.g., detecting a finger-up event or a break in contact). Contact/motion module 130 receives contact data from the touch-sensitive surface. Determining movement of the point of contact, which is represented by a series of contact data, may include determining speed (magnitude), velocity (magnitude and direction), and/or an acceleration (a change in magnitude and/or direction) of the point of contact. These operations may be applied to single contacts (e.g., one finger contacts) or to multiple simultaneous contacts (e.g., “multitouch”/multiple finger contacts). In some embodiments, contact/motion module 130 and display controller 156 detects contact on a touchpad. In some embodiments, contact/motion module 130 and controller 160 detects contact on a click wheel.

[0052] Contact/motion module 130 may detect a gesture input by a user. Different gestures on the touch-sensitive surface have different contact patterns. Thus, a gesture may be detected by detecting a particular contact pattern. For example, detecting a finger tap gesture includes detecting a finger-down event followed by detecting a finger-up (lift off) event at the same position (or substantially the same position) as the finger-down event (e.g., at the position of an icon). As another example, detecting a finger swipe gesture on the touch-sensitive surface includes detecting a finger-down event followed by detecting one or more finger-dragging events, and subsequently followed by detecting a finger-up (lift off) event.

[0053] Graphics module 132 includes various known software components for rendering and displaying graphics on touch screen 112 or other display, including components for changing the intensity of graphics that are displayed. As used herein, the term “graphics” includes any object that can be displayed to a user, including without limitation text, web-pages, icons (such as user-

interface objects including soft keys), digital images, videos, animations and the like. In some embodiments, graphics module 132 stores data representing graphics to be used. Each graphic may be assigned a corresponding code. Graphics module 132 receives, from applications etc., one or more codes specifying graphics to be displayed along with, if necessary, coordinate data and other graphic property data, and then generates screen image data to output to display controller 156.

[0054] Haptic feedback module 133 includes various software components for generating instructions used by tactile output generator(s) 167 to produce tactile outputs at one or more locations on device 100 in response to user interactions with device 100.

10 **[0055]** Text input module 134, which may be a component of graphics module 132, provides soft keyboards for entering text in various applications (e.g., contacts 137, e-mail 140, IM 141, browser 147, and any other application that needs text input).

15 **[0056]** GPS module 135 determines the location of the device and provides this information for use in various applications (e.g., to telephone 138 for use in location-based dialing, to camera 143 as picture/video metadata, and to applications that provide location-based services such as weather widgets, local yellow page widgets, and map/navigation widgets).

[0057] Applications 136 may include the following modules (or sets of instructions), or a subset or superset thereof:

- Contacts module 137 (sometimes called an address book or contact list);
- 20 • Telephone module 138;
- Video conferencing module 139;
- E-mail client module 140;
- Instant messaging (IM) module 141;
- Workout support module 142;

- Camera module 143 for still and/or video images;
- Image management module 144;
- Video player module;
- Music player module;
- 5 • Browser module 147;
- Calendar module 148;
- Widget modules 149, which may include one or more of: weather widget 149-1, stocks widget 149-2, calculator widget 149-3, alarm clock widget 149-4, dictionary widget 149-5, and other widgets obtained by the user, as well as user-created widgets 149-6;
- 10 • Widget creator module 150 for making user-created widgets 149-6;
- Search module 151;
- Video and music player module 152, which merges video player module and music player module;
- Notes module 153;
- 15 • Map module 154; and/or
- Online video module 155.

[0058] Examples of other applications 136 that may be stored in memory 102 include other word processing applications, other image editing applications, drawing applications, presentation applications, JAVA-enabled applications, encryption, digital rights management, voice recognition, and voice replication.

[0059] In conjunction with touch screen 112, display controller 156, contact/motion module 130, graphics module 132, and text input module 134, contacts module 137 may be used to

manage an address book or contact list (e.g., stored in application internal state 192 of contacts module 137 in memory 102 or memory 370), including: adding name(s) to the address book; deleting name(s) from the address book; associating telephone number(s), e-mail address(es), physical address(es) or other information with a name; associating an image with a name; categorizing and sorting names; providing telephone numbers or e-mail addresses to initiate and/or facilitate communications by telephone 138, video conference module 139, e-mail 140, or IM 141; and so forth.

[0060] In conjunction with RF circuitry 108, audio circuitry 110, speaker 111, microphone 113, touch screen 112, display controller 156, contact/motion module 130, graphics module 132, and text input module 134, telephone module 138 may be used to enter a sequence of characters corresponding to a telephone number, access one or more telephone numbers in address book 137, modify a telephone number that has been entered, dial a respective telephone number, conduct a conversation and disconnect or hang up when the conversation is completed. As noted above, the wireless communication may use any of a plurality of communications standards, protocols and technologies.

[0061] In conjunction with RF circuitry 108, audio circuitry 110, speaker 111, microphone 113, touch screen 112, display controller 156, optical sensor 164, optical sensor controller 158, contact module 130, graphics module 132, text input module 134, contacts module 137, and telephone module 138, video conference module 139 includes executable instructions to initiate, conduct, and terminate a video conference between a user and one or more other participants in accordance with user instructions.

[0062] In conjunction with RF circuitry 108, touch screen 112, display controller 156, contact/motion module 130, graphics module 132, and text input module 134, e-mail client module 140 includes executable instructions to create, send, receive, and manage e-mail in response to user instructions. In conjunction with image management module 144, e-mail client module 140 makes it very easy to create and send e-mails with still or video images taken with camera module 143.

[0063] In conjunction with RF circuitry 108, touch screen 112, display controller 156, contact module 130, graphics module 132, and text input module 134, the instant messaging

module 141 includes executable instructions to enter a sequence of characters corresponding to an instant message, to modify previously entered characters, to transmit a respective instant message (for example, using a Short Message Service (SMS) or Multimedia Message Service (MMS) protocol for telephony-based instant messages or using XMPP, SIMPLE, or IMPS for Internet-based instant messages), to receive instant messages and to view received instant messages. In some embodiments, transmitted and/or received instant messages may include graphics, photos, audio files, video files and/or other attachments as are supported in a MMS and/or an Enhanced Messaging Service (EMS). As used herein, “instant messaging” refers to both telephony-based messages (e.g., messages sent using SMS or MMS) and Internet-based messages (e.g., messages sent using XMPP, SIMPLE, or IMPS).

[0064] In conjunction with RF circuitry 108, touch screen 112, display controller 156, contact module 130, graphics module 132, text input module 134, GPS module 135, map module 154, and music player module, workout support module 142 includes executable instructions to create workouts (e.g., with time, distance, and/or calorie burning goals); communicate with workout sensors (sports devices); receive workout sensor data; calibrate sensors used to monitor a workout; select and play music for a workout; and display, store and transmit workout data.

[0065] In conjunction with touch screen 112, display controller 156, optical sensor(s) 164, optical sensor controller 158, contact/motion module 130, graphics module 132, and image management module 144, camera module 143 includes executable instructions to capture still images or video (including a video stream) and store them into memory 102, modify characteristics of a still image or video, or delete a still image or video from memory 102.

[0066] In conjunction with touch screen 112, display controller 156, contact/motion module 130, graphics module 132, text input module 134, and camera module 143, image management module 144 includes executable instructions to arrange, modify (e.g., edit), or otherwise manipulate, label, delete, present (e.g., in a digital slide show or album), and store still and/or video images.

[0067] In conjunction with touch screen 112, display controller 156, contact/motion module 130, graphics module 132, audio circuitry 110, and speaker 111, video player module 145

includes executable instructions to display, present or otherwise play back videos (e.g., on touch screen 112 or on an external, connected display via external port 124).

[0068] In conjunction with touch screen 112, display system controller 156, contact module 130, graphics module 132, audio circuitry 110, speaker 111, RF circuitry 108, and browser
5 module 147, music player module 146 includes executable instructions that allow the user to download and play back recorded music and other sound files stored in one or more file formats, such as MP3 or AAC files. In some embodiments, device 100 may include the functionality of an MP3 player, such as an iPod (trademark of Apple Inc.).

[0069] In conjunction with RF circuitry 108, touch screen 112, display controller 156,
10 contact/motion module 130, graphics module 132, and text input module 134, browser module 147 includes executable instructions to browse the Internet in accordance with user instructions, including searching, linking to, receiving, and displaying web-pages or portions thereof, as well as attachments and other files linked to web-pages.

[0070] In conjunction with RF circuitry 108, touch screen 112, display controller 156,
15 contact/motion module 130, graphics module 132, text input module 134, e-mail client module 140, and browser module 147, calendar module 148 includes executable instructions to create, display, modify, and store calendars and data associated with calendars (e.g., calendar entries, to do lists, etc.) in accordance with user instructions.

[0071] In conjunction with RF circuitry 108, touch screen 112, display controller 156,
20 contact/motion module 130, graphics module 132, text input module 134, and browser module 147, widget modules 149 are mini-applications that may be downloaded and used by a user (e.g., weather widget 149-1, stocks widget 149-2, calculator widget 149-3, alarm clock widget 149-4, and dictionary widget 149-5) or created by the user (e.g., user-created widget 149-6). In some embodiments, a widget includes an HTML (Hypertext Markup Language) file, a CSS (Cascading
25 Style Sheets) file, and a JavaScript file. In some embodiments, a widget includes an XML (Extensible Markup Language) file and a JavaScript file (e.g., Yahoo! Widgets).

[0072] In conjunction with RF circuitry 108, touch screen 112, display controller 156, contact/motion module 130, graphics module 132, text input module 134, and browser module

147, the widget creator module 150 may be used by a user to create widgets (e.g., turning a user-specified portion of a web-page into a widget).

[0073] In conjunction with touch screen 112, display controller 156, contact/motion module 130, graphics module 132, and text input module 134, search module 151 includes executable
5 instructions to search for text, music, sound, image, video, and/or other files in memory 102 that match one or more search criteria (e.g., one or more user-specified search terms) in accordance with user instructions.

[0074] In conjunction with touch screen 112, display controller 156, contact/motion module 130, graphics module 132, audio circuitry 110, speaker 111, RF circuitry 108, and browser
10 module 147, video and music player module 152 includes executable instructions that allow the user to download and play back recorded music and other sound files stored in one or more file formats, such as MP3 or AAC files, and executable instructions to display, present, or otherwise play back videos (e.g., on touch screen 112 or on an external, connected display via external port 124). In some embodiments, device 100 optionally includes the functionality of an MP3 player,
15 such as an iPod (trademark of Apple Inc.).

[0075] In conjunction with touch screen 112, display controller 156, contact/motion module 130, graphics module 132, and text input module 134, notes module 153 includes executable instructions to create and manage notes, to -do lists, and the like in accordance with user instructions.

[0076] In conjunction with RF circuitry 108, touch screen 112, display controller 156,
20 contact/motion module 130, graphics module 132, text input module 134, GPS module 135, and browser module 147, map module 154 may be used to receive, display, modify, and store maps and data associated with maps (e.g., driving directions; data on stores and other points of interest at or near a particular location; and other location-based data) in accordance with user
25 instructions.

[0077] In conjunction with touch screen 112, display controller 156, contact/motion module 130, graphics module 132, audio circuitry 110, speaker 111, RF circuitry 108, text input module 134, e-mail client module 140, and browser module 147, online video module 155 includes

instructions that allow the user to access, browse, receive (e.g., by streaming and/or download), play back (e.g., on the touch screen or on an external, connected display via external port 124), send an e-mail with a link to a particular online video, and otherwise manage online videos in one or more file formats, such as H.264. In some embodiments, instant messaging module 141, rather than e-mail client module 140, is used to send a link to a particular online video.

Additional description of the online video application can be found in U.S. Provisional Patent Application No. 60/936,562, "Portable Multifunction Device, Method, and Graphical User Interface for Playing Online Videos," filed June 20, 2007, and U.S. Patent Application No. 11/968,067, "Portable Multifunction Device, Method, and Graphical User Interface for Playing Online Videos," filed December 31, 2007, the contents of which are hereby incorporated by reference in their entirety.

[0078] Each of the above identified modules and applications corresponds to a set of executable instructions for performing one or more functions described above and the methods described in this application (e.g., the computer-implemented methods and other information processing methods described herein). These modules (e.g., sets of instructions) need not be implemented as separate software programs, procedures or modules, and thus various subsets of these modules may be combined or otherwise rearranged in various embodiments. For example, video player module may be combined with music player module into a single module (e.g., video and music player module 152, Figure 1B). In some embodiments, memory 102 may store a subset of the modules and data structures identified above. Furthermore, memory 102 may store additional modules and data structures not described above.

[0079] In some embodiments, device 100 is a device where operation of a predefined set of functions on the device is performed exclusively through a touch screen and/or a touchpad. By using a touch screen and/or a touchpad as the primary input control device for operation of device 100, the number of physical input control devices (such as push buttons, dials, and the like) on device 100 may be reduced.

[0080] The predefined set of functions that may be performed exclusively through a touch screen and/or a touchpad include navigation between user interfaces. In some embodiments, the touchpad, when touched by the user, navigates device 100 to a main, home, or root menu from

any user interface that may be displayed on device 100. In such embodiments, a “menu button” is implemented using a touchpad. In some other embodiments, the menu button is a physical push button or other physical input control device instead of a touchpad.

5 [0081] Figure 1B is a block diagram illustrating exemplary components for event handling in accordance with some embodiments. In some embodiments, memory 102 (in FIG. 1A) or 370 (FIG. 3) includes event sorter 170 (e.g., in operating system 126) and a respective application 136-1 (e.g., any of the aforementioned applications 137-151, 155, 380-390).

10 [0082] Event sorter 170 receives event information and determines the application 136-1 and application view 191 of application 136-1 to which to deliver the event information. Event sorter 170 includes event monitor 171 and event dispatcher module 174. In some embodiments, application 136-1 includes application internal state 192, which indicates the current application view(s) displayed on touch sensitive display 112 when the application is active or executing. In some embodiments, device/global internal state 157 is used by event sorter 170 to determine which application(s) is(are) currently active, and application internal state 192 is used by event
15 sorter 170 to determine application views 191 to which to deliver event information.

[0083] In some embodiments, application internal state 192 includes additional information, such as one or more of: resume information to be used when application 136-1 resumes execution, user interface state information that indicates information being displayed or that is ready for display by application 136-1, a state queue for enabling the user to go back to a prior
20 state or view of application 136-1, and a redo/undo queue of previous actions taken by the user.

[0084] Event monitor 171 receives event information from peripherals interface 118. Event information includes information about a sub-event (e.g., a user touch on touch-sensitive display 112, as part of a multi-touch gesture). Peripherals interface 118 transmits information it receives from I/O subsystem 106 or a sensor, such as proximity sensor 166, accelerometer(s) 168, and/or
25 microphone 113 (through audio circuitry 110). Information that peripherals interface 118 receives from I/O subsystem 106 includes information from touch-sensitive display 112 or a touch-sensitive surface.

[0085] In some embodiments, event monitor 171 sends requests to the peripherals interface 118 at predetermined intervals. In response, peripherals interface 118 transmits event information. In other embodiments, peripherals interface 118 transmits event information only when there is a significant event (e.g., receiving an input above a predetermined noise threshold and/or for more than a predetermined duration). In some embodiments, event sorter 170 also includes a hit view determination module 172 and/or an active event recognizer determination module 173.

[0086] Hit view determination module 172 provides software procedures for determining where a sub-event has taken place within one or more views, when touch sensitive display 112 displays more than one view. Views are made up of controls and other elements that a user can see on the display.

[0087] Another aspect of the user interface associated with an application is a set of views, sometimes herein called application views or user interface windows, in which information is displayed and touch-based gestures occur. The application views (of a respective application) in which a touch is detected may correspond to programmatic levels within a programmatic or view hierarchy of the application. For example, the lowest level view in which a touch is detected may be called the hit view, and the set of events that are recognized as proper inputs may be determined based, at least in part, on the hit view of the initial touch that begins a touch-based gesture.

[0088] Hit view determination module 172 receives information related to sub-events of a touch-based gesture. When an application has multiple views organized in a hierarchy, hit view determination module 172 identifies a hit view as the lowest view in the hierarchy which should handle the sub-event. In most circumstances, the hit view is the lowest level view in which an initiating sub-event occurs (e.g., the first sub-event in the sequence of sub-events that form an event or potential event). Once the hit view is identified by the hit view determination module 172, the hit view typically receives all sub-events related to the same touch or input source for which it was identified as the hit view.

[0089] Active event recognizer determination module 173 determines which view or views within a view hierarchy should receive a particular sequence of sub-events. In some

embodiments, active event recognizer determination module 173 determines that only the hit view should receive a particular sequence of sub-events. In other embodiments, active event recognizer determination module 173 determines that all views that include the physical location of a sub-event are actively involved views, and therefore determines that all actively involved
 5 views should receive a particular sequence of sub-events. In other embodiments, even if touch sub-events were entirely confined to the area associated with one particular view, views higher in the hierarchy would still remain as actively involved views.

[0090] Event dispatcher module 174 dispatches the event information to an event recognizer (e.g., event recognizer 180). In embodiments including active event recognizer determination
 10 module 173, event dispatcher module 174 delivers the event information to an event recognizer determined by active event recognizer determination module 173. In some embodiments, event dispatcher module 174 stores in an event queue the event information, which is retrieved by a respective event receiver 182.

[0091] In some embodiments, operating system 126 includes event sorter 170. Alternatively,
 15 application 136-1 includes event sorter 170. In yet other embodiments, event sorter 170 is a stand-alone module, or a part of another module stored in memory 102, such as contact/motion module 130.

[0092] In some embodiments, application 136-1 includes a plurality of event handlers 190 and one or more application views 191, each of which includes instructions for handling touch
 20 events that occur within a respective view of the application's user interface. Each application view 191 of the application 136-1 includes one or more event recognizers 180. Typically, a respective application view 191 includes a plurality of event recognizers 180. In other embodiments, one or more of event recognizers 180 are part of a separate module, such as a user interface kit (not shown) or a higher level object from which application 136-1 inherits methods
 25 and other properties. In some embodiments, a respective event handler 190 includes one or more of: data updater 176, object updater 177, GUI updater 178, and/or event data 179 received from event sorter 170. Event handler 190 may utilize or call data updater 176, object updater 177, or GUI updater 178 to update the application internal state 192. Alternatively, one or more of the application views 191 include one or more respective event handlers 190. Also, in some

embodiments, one or more of data updater 176, object updater 177, and GUI updater 178 are included in a respective application view 191.

[0093] A respective event recognizer 180 receives event information (e.g., event data 179) from event sorter 170 and identifies an event from the event information. Event recognizer 180 includes event receiver 182 and event comparator 184. In some embodiments, event recognizer 180 also includes at least a subset of: metadata 183, and event delivery instructions 188 (which may include sub-event delivery instructions).

[0094] Event receiver 182 receives event information from event sorter 170. The event information includes information about a sub-event, for example, a touch or a touch movement. Depending on the sub-event, the event information also includes additional information, such as location of the sub-event. When the sub-event concerns motion of a touch the event information may also include speed and direction of the sub-event. In some embodiments, events include rotation of the device from one orientation to another (e.g., from a portrait orientation to a landscape orientation, or vice versa), and the event information includes corresponding information about the current orientation (also called device attitude) of the device.

[0095] Event comparator 184 compares the event information to predefined event or sub-event definitions and, based on the comparison, determines an event or sub-event, or determines or updates the state of an event or sub-event. In some embodiments, event comparator 184 includes event definitions 186. Event definitions 186 contain definitions of events (e.g., predefined sequences of sub-events), for example, event 1 (187-1), event 2 (187-2), and others. In some embodiments, sub-events in an event (187) include, for example, touch begin, touch end, touch movement, touch cancellation, and multiple touching. In one example, the definition for event 1 (187-1) is a double tap on a displayed object. The double tap, for example, comprises a first touch (touch begin) on the displayed object for a predetermined phase, a first liftoff (touch end) for a predetermined phase, a second touch (touch begin) on the displayed object for a predetermined phase, and a second liftoff (touch end) for a predetermined phase. In another example, the definition for event 2 (187-2) is a dragging on a displayed object. The dragging, for example, comprises a touch (or contact) on the displayed object for a predetermined phase, a movement of the touch across touch-sensitive display 112, and liftoff of the touch (touch end).

In some embodiments, the event also includes information for one or more associated event handlers 190.

[0096] In some embodiments, event definitions 187 include a definition of an event for a respective user-interface object. In some embodiments, event comparator 184 performs a hit test
5 to determine which user-interface object is associated with a sub-event. For example, in an application view in which three user-interface objects are displayed on touch-sensitive display 112, when a touch is detected on touch-sensitive display 112, event comparator 184 performs a hit test to determine which of the three user-interface objects is associated with the touch (sub-event). If each displayed object is associated with a respective event handler 190, the event
10 comparator uses the result of the hit test to determine which event handler 190 should be activated. For example, event comparator 184 selects an event handler associated with the sub-event and the object triggering the hit test.

[0097] In some embodiments, the definition for a respective event (187) also includes delayed actions that delay delivery of the event information until after it has been determined
15 whether the sequence of sub-events does or does not correspond to the event recognizer's event type.

[0098] When a respective event recognizer 180 determines that the series of sub-events do not match any of the events in event definitions 186, the respective event recognizer 180 enters an event impossible, event failed, or event ended state, after which it disregards subsequent sub-
20 events of the touch-based gesture. In this situation, other event recognizers, if any, that remain active for the hit view continue to track and process sub-events of an ongoing touch-based gesture.

[0099] In some embodiments, a respective event recognizer 180 includes metadata 183 with configurable properties, flags, and/or lists that indicate how the event delivery system should
25 perform sub-event delivery to actively involved event recognizers. In some embodiments, metadata 183 includes configurable properties, flags, and/or lists that indicate how event recognizers may interact, or are enabled to interact, with one another. In some embodiments, metadata 183 includes configurable properties, flags, and/or lists that indicate whether sub-events are delivered to varying levels in the view or programmatic hierarchy.

[00100] In some embodiments, a respective event recognizer 180 activates event handler 190 associated with an event when one or more particular sub-events of an event are recognized. In some embodiments, a respective event recognizer 180 delivers event information associated with the event to event handler 190. Activating an event handler 190 is distinct from sending (and deferred sending) sub-events to a respective hit view. In some embodiments, event recognizer 180 throws a flag associated with the recognized event, and event handler 190 associated with the flag catches the flag and performs a predefined process.

[0100] In some embodiments, event delivery instructions 188 include sub-event delivery instructions that deliver event information about a sub-event without activating an event handler. Instead, the sub-event delivery instructions deliver event information to event handlers associated with the series of sub-events or to actively involved views. Event handlers associated with the series of sub-events or with actively involved views receive the event information and perform a predetermined process.

[0101] In some embodiments, data updater 176 creates and updates data used in application 136-1. For example, data updater 176 updates the telephone number used in contacts module 137, or stores a video file used in video player module. In some embodiments, object updater 177 creates and updates objects used in application 136-1. For example, object updater 177 creates a new user-interface object or updates the position of a user-interface object. GUI updater 178 updates the GUI. For example, GUI updater 178 prepares display information and sends it to graphics module 132 for display on a touch-sensitive display.

[0102] In some embodiments, event handler(s) 190 includes or has access to data updater 176, object updater 177, and GUI updater 178. In some embodiments, data updater 176, object updater 177, and GUI updater 178 are included in a single module of a respective application 136-1 or application view 191. In other embodiments, they are included in two or more software modules.

[0103] It shall be understood that the foregoing discussion regarding event handling of user touches on touch-sensitive displays also applies to other forms of user inputs to operate multifunction devices 100 with input devices, not all of which are initiated on touch screens. For example, mouse movement and mouse button presses, optionally coordinated with single or

multiple keyboard presses or holds; contact movements such as taps, drags, scrolls, etc. on touchpads; pen stylus inputs; movement of the device; oral instructions; detected eye movements; biometric inputs; and/or any combination thereof are optionally utilized as inputs corresponding to sub-events which define an event to be recognized.

5 [0104] Figure 2 illustrates a portable multifunction device 100 having a touch screen 112 in accordance with some embodiments. The touch screen may display one or more graphics within user interface (UI) 200. In this embodiment, as well as others described below, a user may select one or more of the graphics by making contact or touching the graphics, for example, with one or more fingers 202 (not drawn to scale in the figure) or one or more styluses 203 (not drawn to
10 scale in the figure). In some embodiments, selection of one or more graphics occurs when the user breaks contact with the one or more graphics. In some embodiments, the contact may include a gesture, such as one or more taps, one or more swipes (from left to right, right to left, upward and/or downward) and/or a rolling of a finger (from right to left, left to right, upward and/or downward) that has made contact with device 100. In some embodiments, inadvertent
15 contact with a graphic may not select the graphic. For example, a swipe gesture that sweeps over an application icon may not select the corresponding application when the gesture corresponding to selection is a tap.

[0105] Device 100 may also include one or more physical buttons, such as “home” or menu button 204. As described previously, menu button 204 may be used to navigate to any
20 application 136 in a set of applications that may be executed on device 100. Alternatively, in some embodiments, the menu button is implemented as a soft key in a GUI displayed on touch screen 112.

[0106] In one embodiment, device 100 includes touch screen 112, menu button 204, push button 206 for powering the device on/off and locking the device, volume adjustment button(s)
25 208, Subscriber Identity Module (SIM) card slot 210, head set jack 212, and docking/charging external port 124. Push button 206 may be used to turn the power on/off on the device by depressing the button and holding the button in the depressed state for a predefined time interval; to lock the device by depressing the button and releasing the button before the predefined time interval has elapsed; and/or to unlock the device or initiate an unlock process. In an alternative

embodiment, device 100 also may accept verbal input for activation or deactivation of some functions through microphone 113.

[0107] Figure 3 is a block diagram of an exemplary multifunction device with a display and a touch-sensitive surface in accordance with some embodiments. Device 300 need not be portable. In some embodiments, device 300 is a laptop computer, a desktop computer, a tablet computer, a multimedia player device, a navigation device, an educational device (such as a child's learning toy), a gaming system, or a control device (e.g., a home or industrial controller). Device 300 typically includes one or more processing units (CPU's) 310, one or more network or other communications interfaces 360, memory 370, and one or more communication buses 320 for interconnecting these components. Communication buses 320 may include circuitry (sometimes called a chipset) that interconnects and controls communications between system components. Device 300 includes input/output (I/O) interface 330 comprising display 340, which is typically a touch screen display. I/O interface 330 also may include a keyboard and/or mouse (or other pointing device) 350 and touchpad 355. Memory 370 includes high-speed random access memory, such as DRAM, SRAM, DDR RAM or other random access solid state memory devices; and may include non-volatile memory, such as one or more magnetic disk storage devices, optical disk storage devices, flash memory devices, or other non-volatile solid state storage devices. Memory 370 may optionally include one or more storage devices remotely located from CPU(s) 310. In some embodiments, memory 370 stores programs, modules, and data structures analogous to the programs, modules, and data structures stored in memory 102 of portable multifunction device 100 (Figure 1), or a subset thereof. Furthermore, memory 370 may store additional programs, modules, and data structures not present in memory 102 of portable multifunction device 100. For example, memory 370 of device 300 may store drawing module 380, presentation module 382, word processing module 384, website creation module 386, disk authoring module 388, and/or spreadsheet module 390, while memory 102 of portable multifunction device 100 (Figure 1) may not store these modules.

[0108] Each of the above identified elements in Figure 3 may be stored in one or more of the previously mentioned memory devices. Each of the above identified modules corresponds to a set of instructions for performing a function described above. The above identified modules or programs (i.e., sets of instructions) need not be implemented as separate software programs,

procedures or modules, and thus various subsets of these modules may be combined or otherwise re-arranged in various embodiments. In some embodiments, memory 370 may store a subset of the modules and data structures identified above. Furthermore, memory 370 may store additional modules and data structures not described above.

5 **[0109]** Attention is now directed towards embodiments of user interfaces (“UI”) that may be implemented on portable multifunction device 100. Figure 4A illustrates exemplary user interfaces for a menu of applications on portable multifunction device 100 in accordance with some embodiments. Similar user interfaces may be implemented on device 300. In some embodiments, user interface 400 includes the following elements, or a subset or superset thereof:

- 10 • Signal strength indicator(s) 402 for wireless communication(s), such as cellular and Wi-Fi signals;
- Time 404;
- Bluetooth indicator 405;
- Battery status indicator 406;
- 15 • Tray 408 with icons for frequently used applications, such as:
 - Icon 416 for telephone module 138, labeled “Phone,” which optionally includes an indicator 414 of the number of missed calls or voicemail messages;
 - Icon 418 for e-mail client module 140, labeled “Mail,” which optionally includes an indicator 410 of the number of unread e-mails;
 - 20 ○ Icon 420 for browser module 147, labeled “Browser;” and
 - Icon 422 for video and music player module 152, also referred to as iPod (trademark of Apple Inc.) module 152, labeled “iPod;” and
- Icons for other applications, such as:
 - Icon 424 for IM module 141, labeled “Messages;”
 - 25 ○ Icon 426 for calendar module 148, labeled “Calendar;”

- Icon 428 for image management module 144, labeled “Photos;”
- Icon 430 for camera module 143, labeled “Camera;”
- Icon 432 for online video module 155, labeled “Online Video;”
- Icon 434 for stocks widget 149-2, labeled “Stocks;”
- 5 ○ Icon 436 for map module 154, labeled “Maps;”
- Icon 438 for weather widget 149-1, labeled “Weather;”
- Icon 440 for alarm clock widget 149-4, labeled “Clock;”
- Icon 442 for workout support module 142, labeled “Workout Support;”
- Icon 444 for notes module 153, labeled “Notes;” and
- 10 ○ Icon 446 for a settings application or module, labeled “Settings,” which provides access to settings for device 100 and its various applications 136.

[0110] Figure 4B illustrates an exemplary user interface on a device (e.g., device 300, Figure 3) with a touch-sensitive surface 451 (e.g., a tablet or touchpad 355, Figure 3) that is separate from the display 450 (e.g., touch screen display 112). Although many of the examples which follow will be given with reference to inputs on touch screen display 112 (where the touch sensitive surface and the display are combined), in some embodiments, the device detects inputs on a touch-sensitive surface that is separate from the display, as shown in Figure 4B. In some embodiments the touch sensitive surface (e.g., 451) has a primary axis (e.g., 452) that corresponds to a primary axis (e.g., 453) on the display (e.g., 450). In accordance with these 15 20 25

embodiments, the device detects contacts (e.g., 460 and 462) with the touch-sensitive surface 451 at locations that correspond to respective locations on the display (e.g., 460 corresponds to 468 and 462 corresponds to 470). In this way, user inputs (e.g., contacts 460 and 462, and movements thereof) detected by the device on the touch-sensitive surface (e.g., 451) are used by the device to manipulate the user interface on the display (e.g., 450) of the multifunction device when the touch-sensitive surface is separate from the display. It should be understood that similar methods may be used for other user interfaces described herein.

[0111] Additionally, while the following examples are given primarily with reference to finger inputs (e.g., finger contacts, finger tap gestures, finger swipe gestures), it should be

understood that, in some embodiments, one or more of the finger inputs are replaced with input from another input device (e.g., a mouse-based input or stylus input). For example, a swipe gesture is, optionally, replaced with a mouse click (e.g., instead of a contact) followed by movement of the cursor along the path of the swipe (e.g., instead of movement of the contact).

5 As another example, a tap gesture is, optionally, replaced with a mouse click while the cursor is located over the location of the tap gesture (e.g., instead of detection of the contact followed by ceasing to detect the contact). Similarly, when multiple user inputs are simultaneously detected, it should be understood that multiple computer mice are, optionally, used simultaneously, or a mouse and finger contacts are, optionally, used simultaneously.

10 **[0112]** As used in the specification and claims, the term “open application” refers to a software application with retained state information (e.g., as part of device/global internal state 157 and/or application internal state 192). An open (e.g., executing) application is any one of the following types of applications:

- 15 • an active application, which is currently displayed on display 112 (or a corresponding application view is currently displayed on the display);
- a background application (or background process), which is not currently displayed on display 112, but one or more application processes (e.g., instructions) for the corresponding application are being processed by one or more processors 120 (i.e., running);
- 20 • a suspended application, which is not currently running, and the application is stored in a volatile memory (e.g., DRAM, SRAM, DDR RAM, or other volatile random access solid state memory device of memory 102); and
- 25 • a hibernated application, which is not running, and the application is stored in a non-volatile memory (e.g., one or more magnetic disk storage devices, optical disk storage devices, flash memory devices, or other non-volatile solid state storage devices of memory 102).

[0113] As used herein, the term “closed application” refers to software applications without retained state information (e.g., state information for closed applications is not stored in a memory of the device). Accordingly, closing an application includes stopping and/or removing application processes for the application and removing state information for the application from the memory of the device. Generally, opening a second application while in a first application does not close the first application. When the second application is displayed and the first application ceases to be displayed, the first application becomes a background application.

[0114] Attention is now directed towards embodiments of user interfaces (“UI”) and associated processes that may be implemented on an electronic device with a display and a touch-sensitive surface, such as devices 100 and/or 300, to improve a user’s experience in messaging applications. For brevity, the techniques described herein may be referred to as “predictive answers” or “canned answers”. For purposes of this disclosure, a messaging application is a software application that supports the sending and receiving of messages between different users (e.g., participants). Messaging applications are sometimes referred to as “chat programs” or “chat rooms.” A “message” refers to a piece of information that is sent to/from participants in a conversation. A message may contain one or more of the following types of information: text, an image (including icons and other affordances, whether interactive or not), a video, an audio clip, an emoji, and so forth. A “message transcript” refers to a listing of messages between the participant(s) of a message-based conversation.

Exemplary user interfaces

[0115] Figures 5A-5C demonstrate exemplary user interfaces that support predictive answers, used in some embodiments. Figure 5A shows electronic device 500. Electronic device 500 may be portable multifunction device 100 in some embodiments. Electronic device 500 may be multifunction device 300 in some embodiments. In the illustrated example, electronic device 500 is a cellular phone. Cellular phone 500 may display a user interface screen provided by a messaging software application. The user interface screen may have message transcript 502 showing a conversation between the user of device 500 and one or more participants, such as participant 506. Message transcript 502 may include message 504, received from (a device used by) participant 506.

[0116] The content of message 504—“are you going to be around in the next half hour to an hour?”— is a question. In linguistics parlance, this sentence constitutes an interrogatory. Device 500 is able to make this determination that message 504 contains an interrogatory. (As discussed in more detail below, the determination may be based on the verbiage “are you” appearing at the beginning of the message and the question mark at the end of the message.) On this basis, device 500 displays affordances 510, 512, and 514 horizontally across region 508. Affordances 510, 512, and 514 represent answers that device 500 predicts to be helpful to the user in responding to message 504. As shown, the suggested predictive answers include “yes,” “no,” and “maybe.”

[0117] The user of device 500 may select one of the displayed affordances to send the corresponding predictive answer to participant 506. In some embodiments, the selection may be made through touch event(s) (e.g., a tap, a swipe, a flick, a hold, etc.). In some embodiments, the selection may be made through mouse event(s) (e.g., a hover, click, double-click, drag, etc.). In the example illustrated by FIG. 5B, the user selects affordance 510 (representing “yes”) by contacting (e.g., tapping) the touch-sensitive display of device 500 at the location of affordance 510.

[0118] Turning to FIG. 5C, in response the selection of affordance 510, device 500 inserts the corresponding predictive answer (“yes”) into message transcript 502. As shown, the answer “yes” is inserted into region 512. Device 500 may also send the predictive answer to the participant(s) of the on-going conversation, without requiring further user input. In this way, device 500 allows its user to respond to participant 506 quickly and meaningfully, in that the user was able to respond in a relevant manner without having to type out the reply manually.

[0119] Region 512 may have different visual appearances in different embodiments. In the illustrated embodiment, region 512 appears as a message bubble. The phrase “message bubble” is used here consistent with its ordinary meaning in the art to refer to graphic conventions representing a person’s speech. Speech bubbles are also sometimes referred to as speech balloons and dialogue balloons. However, affordance 512 need not be limited to a speech bubble; in some embodiments (not shown), region 512 may take on a geometric shape, such as a rectangle having rounded corners or may be presented as plain text without a geometric

container. More generally speaking, in some embodiments, region 512 may be a contiguous display region that is distinct from the background of message transcript 502.

[0120] Predictive answer functionalities provide multiple benefits. The availability of predictive answers reduces the cognitive and physical burden on a user who is conversing with other participant(s) in a message conversation, thereby improving user experience and efficiency. In addition to improving user experience, predictive answers can also reduce processor and battery power otherwise wasted on processing the multiple user inputs that would be required to input a responsive message.

[0121] Nevertheless, sometimes, it is necessary for a user to type out a more detailed response to an incoming message. Device 500 provides virtual keyboard 520 for this purpose. For example, in response to message 504 (FIG. 5A), the user may wish to clarify that she can stay for 45 minutes, which neither a half hour to a full hour as prompted by message 504. While providing predictive answers, device 500 can also accommodate the additional input modalities of keyboard input. Turning back to FIG. 5A, device 500 may display both virtual keyboard 520 and predictive answers simultaneously. Indeed, in the example of FIG. 5A, region 508 for invoking predictive answers is displayed contiguous with virtual keyboard 520. As a result, a user who is able to reach one input modality (e.g., predictive answers)— while gripping device 500 in a certain way— is also likely to be able to access the other input modality (e.g., virtual keyboard 520) without having to reposition the device. However, as will be understood by one of ordinary skill in the art, the present invention is not limited to placement of the predicted answers modality contiguous with the virtual keyboard 520, and the predicted answers modality can be located anywhere on the screen.

[0122] To further provide a seamless user experience across different input modalities, in some embodiments, as the user begins to type using virtual keyboard 520, device 500 switches from providing predictive answers to providing auto-correct recommendations. This aspect is further described via FIG. 5D with reference back to FIG. 5A: When a user begins typing by selecting key 522 (i.e., “y”), device 500 may cease to display predictive answers (e.g., affordances 510, 512, and 514). Instead, device 500 may display auto-correct affordances 524, 526, and 528. In some embodiments, auto-correct affordances 524, 526, and 528 replace

predictive answers affordances 510, 512, and 514 (FIG. 5A) in region 508. These auto-correct affordances may represent recommendations based on the user's key presses. As shown, in response to the input "y," device 500 offers "yes," "yep," and "ur" as auto-correct recommendations. The user may select one of the auto-correct affordances to send the
5 corresponding recommendation as a message to the participant(s) of the on-going message conversation. In this way, device 500 permits a user to seamless transition between multiple input modalities while retaining the useful features of each modality.

[0123] Figures 5E-5G demonstrate additional exemplary user interfaces supporting predictive answers in some embodiments. As shown in FIG. 5E, electronic device 500 may
10 display message transcript 530. Message transcript may include message 532 received from participant 540. As discussed above, device 500 is able to determine that message 532 contains an interrogatory, particularly a question about the user's whereabouts in the next half hour to hour. In accordance with this determination, device 500 displays affordances 534, 536, and 538 containing the predictive answers "can't chat now," "no," and "yes," respectively. In the
15 illustrated example, affordances 534, 536, and 538 are displayed horizontally within message transcript 530.

[0124] Figure 5F illustrates an embodiment in which device 500 displays predictive answer affordances in a vertical arrangement within message transcript 548. As shown, predictive answer affordances 542, 544, and 546 are displayed vertically. In addition, as shown, a virtual
20 keyboard (e.g., virtual keyboard 520) is not displayed in order to increase space for the display of message transcript 548. Device 500 may, however, display a virtual keyboard when a touch event or mouse event on message input field 550 is received. In some embodiments, when the virtual keyboard is invoked, device 500 continues to display affordances 542, 544, and 546 vertically. In some embodiments, if a user invokes the display of a virtual keyboard, device 500
25 transitions to display affordances 542, 544, and 546 horizontally across one or more rows. Put another way, it is possible for device 500 to transition from the user interface illustrated in FIG. 5F to a user interface screen that is similar to user interface screen 530 (FIG. 5E), if and when the user invokes a virtual keyboard.

[0125] Predictive answer affordances 534, 536, 538, 542, 544, and 546 shown in FIGS. 5E and 5F are available for user selection. When a displayed predictive answer affordance is selected, its corresponding message is inserted into the relevant message transcript, and the message is sent to the participant(s) of the ongoing messaging conversation. Figures 5G and 5H illustrate this aspect. As shown in FIG. 5G, device 500 may display predictive answer affordances 534, 536, and 538 in view of incoming message 532. A user may select affordance 534 representing the message “can’t chat now.” Turning to FIG. 5H, in response to detecting the user selection of affordance 534, device 500 may display the selected predictive answer in message transcript 530. Specifically, the message “can’t chat now” is inserted into message bubble 552 in message transcript 554.

[0126] Further, as discussed above, when predictive answer affordances 534, 536, 538, 542, 544, and/or 546 are displayed, a user may still type in a message using a virtual keyboard. Figure 5I describes this aspect. As shown FIG. 5I, when a user begins to type on virtual keyboard 540, device 500 may cease to display predictive answers. Optionally, the device may display auto-correct recommendations. Comparing FIGS. 5I with 5E, when a user selects key 522 (i.e., “y”), affordances 534, 536, and 538 are removed from the display, while auto-correct affordances 524, 526, and 528 become displayed. A user may select one of the auto-correct affordances to insert a corresponding message into the on-going message transcript.

[0127] The visual appearance of affordances used to represent predictive answer in different embodiments may vary. Turning back to FIGS. 5E and 5F, in the illustrated embodiments, affordances 534, 536, 538, 542, 544, and 546 are of a rectangular shape with rounded edges. In some embodiments, the affordances may take on the visual appearance of message bubbles. In some embodiments, the affordances may take on the visual appearance of a geometric shape. In some embodiments, the affordances may be contiguous regions that are visually distinct from a background of the message transcript of which it is a part. Also, in the illustrated examples of FIGS. 5E and 5F, affordances 534, 536, 538, 542, 544, and/or 546 have dashed outlines. Dashed outlines may be used to emphasize that— while the displayed affordances are available for user selection— their contents have not yet been made part of the message transcript. In other words, a dashed outline may indicate that a predictive answer is available for selection but has not yet been sent to other participants in the ongoing conversation.

[0128] The visual appearance of affordances used to represent predictive answers— once the affordance is selected, may also change. Turning again to FIGS. 5G and 5H, affordance 534 (representing the predictive answer of “can’t chat now”) has a rectangular shape and dashed edges before user selection. Once selected, the content of affordance 534 is displayed inside a message bubble having a solid outline. One of ordinary skill in the art should appreciate that other graphic conventions for displaying message bubbles may be used. For example, instead of a message bubble having a solid outline, device 500 may display a message bubble filled in a color different from the background of message transcript 554 (FIG. 5H), thereby avoiding the need for any outline to visually distinguish the message bubble. As discussed above, affordance 534 need not be limited to message bubbles, but may be of other shapes, as well.

[0129] The foregoing examples describe different user interfaces for providing one particular set of predictive answers in response to an exemplary incoming message. The techniques described herein are not limited to just one set of predictive responses. Attention is now directed to other predictive answers can be provided. In FIG. 5J, device 500 is displaying message 560 from participant 562. As shown, message 560 asks question “beef or chicken”? As before, device 500 may determine that message 560 contains an interrogatory (based on at least the use of the question mark in the message). In addition, in parsing message 560, device 500 may recognize the interrogatory is one that contains alternative choices, based on the appearance of the word “or” in the message. In this case, device 500 may parse the words immediately before and after the word “or”. As applied to the illustrated example, device 500 may parse the words “beef” and “chicken” because these words appear immediately before and after “or” in message 560. Device 500 may provide the parsed words as predictive answers. As shown in FIG. 5J, device 500 displays predictive answers affordances 564 and 566 corresponding to “beef” and “chicken,” respectively. Optionally, when an incoming question is (as is the case here) a question that suggests alternative answers, a device 500 may display other predictive answers, such as “neither,” “both,” and/or “don’t care,” as these answers often can be relevant to interrogatories having alternative answers. In the illustrated example, affordance 568 corresponds to the answer of “don’t care.”

[0130] The foregoing examples describe predictive answers that are provided only using text characters. The techniques described herein are not limited to just suggesting text characters.

Rather, predictive answers can contain other types of suggested characters, including, e.g., emoji's, affordances (e.g., icons), images, and videos. Conceptually, predictive answers can be any type of information as long as the information can be transmitted as a message. For purposes of this disclosure, the term "one or more characters" encompasses all of the above
5 described types of information (e.g., text, emoji's, affordances (e.g., icons), images, videos).

[0131] Attention is now directed to these alternative types of predictive answers, with reference to FIGS. 6A-6E. Turning first to FIG. 6A, device 600 may display message transcript 602 having incoming messages 604, 606, and 608. In view of the content of one or more of incoming messages 604, 606, and 608, device 600 may display predictive answer affordance 610
10 having a telephone affordance (e.g., icon). If a user selects affordance 610, device 600 may initiate a phone call to participant 612. Device 600 may decide to display affordance 610 in at least one of two ways. In some embodiments, device 600 may recognize that the contents of most-recently-received message 608 ("can we talk") as an invitation from participant 612 for voice communication. In some embodiments, device 600 may recognize that participant 612 has
15 sent a large number of messages in quick succession, and thus voice communication may be an appropriate, proactive response. The large number may be a predetermined threshold set within the software that is running on device 600. In this way, device 600 permits a user to respond to an incoming message by phoning the message's sender.

[0132] Although FIG. 6A illustrates an example in which device 600 displays a voice call affordance as a predictive answer, it should be understood that other methods of communication are possible. In some embodiments, device 600 may recognize that the participants to a messaging conversation are using electronic devices that support video calls (e.g., FaceTime® provided by Apple Inc. of Cupertino, California). In this case, device 600 may display an affordance for invoking a video call. In some embodiments, device 600 may additionally
20 consider whether the participants are messaging through specific infrastructures in determining predictive answers. For example, device 600 may display an affordance for invoking a cellular call when the participants are not connected via a wide or local area network, but display an affordance for invoking a Voice-over-IP call otherwise.

[0133] Turning to FIG. 6B, device 600 may display message transcript 614 having incoming message 616. Message 616 contains an inquiry from participant 620 as to John Doe's phone number. In view of this content of message 616, device 600 may determine whether it has access to John Doe's contact information. For example, device 600 may be able to produce an
5 electronic business card for John Doe based on contact information stored on or otherwise accessible (e.g., through the Cloud) to device 600. If device 600 is able to do so, it may display predictive answer affordance 618 for sending John Doe's electronic business card (e.g., vCard) to participant 620. In addition, device 600 may display predictive answer affordance 619 for sending John Doe's phone number to participant 620. If a user selects affordance 618, device
10 600 may insert a representation of the vCard into message transcript 614 and send the corresponding vCard information to participant 620. If a user selects affordance 619, device 600 may insert the phone number 555-1212 into message transcript 614 and send the number to participant 620. In this way, device 600 permits a user to respond to an incoming message by providing electronic business card information to the message's sender.

15 [0134] Turning to FIG. 6C, device 600 may display message transcript 622 having incoming message 624. Message 624 may contain an inquiry from participant 628 as to the location of the user of device 600. In view of this content of message 624, device 600 may determine whether it has access to locational information regarding its own whereabouts. For example, device 600 may obtain GPS coordinate information from on-board GPS module 136 (FIG. 1A). If location
20 information is available, device 600 may display predictive answer affordance 626 for sending the user/device's location to participant 628. If a user selects affordance 626, device 600 may insert a representation of the user/device's location (e.g., a map image) into message transcript 622 and send the corresponding location information to the device used by participant 628. In this way, device 600 permits a user to respond to an incoming message by providing locational
25 information to the message's sender.

[0135] Turning to FIG. 6D, device 600 may display message transcript 630 having incoming message 632. Message 632 may be a message from particular participant-of-interest 640. In some embodiments, participants-of-interest are designated by a user of device 600 (e.g., user favorites). In some embodiments, participants-of-interest are contacts most messaged by the
30 user of device 600. In view of message 632 being sent by participant-of-interest 640, device 600

may display predictive answers that are most likely to be relevant for participant 640. In some embodiments, device 600 considers those answers most-frequently sent to participant 640 as being relevant. In some embodiments, device 600 considers those answers most-recently sent to participant 640 as being relevant. In the illustrated embodiments, device 600 includes emoji icons as possible predictive answers (e.g., affordance 634). If a user selects one of the displayed affordances 634, 636, or 638, device 600 may display the corresponding answer in messages transcript 630 and send the corresponding message to participant-of-interest 640. In some embodiments, device 600 may rank the predictive answers and display the highest ranked answer in a specific on-screen location (e.g., as the center affordance in a horizontal arrangement such as FIG. 5A, or as the top affordance in a vertical arrangement such as FIG. 5F). For example, device 600 may determine that the phrase “yes, dear” is most frequently sent message to participant 640 and therefore display the corresponding affordance 636 as the middle affordance in region 639.

[0136] Turning to FIG. 6E, device 600 may display message transcript 650 having incoming message 652. Message 652 may contain an inquiry from participant 654 as to the time of John’s birthday party. In view of this content of message 652, device 600 may determine whether it has access to a calendar entry referring to John’s birthday party. For example, device 600 may be able to produce a calendar invitation titled “John’s Birthday” based on calendar information stored on or otherwise accessible (e.g., through the Cloud) to device 600. If device 600 is able to do so, it may display predictive answer affordance 658 for sending a copy of the calendar event to participant 654. In addition, device 600 may be able to parse the obtained calendar information to determine that the start time of John’s party is 730pm. If device 600 is able to do so, it may display predictive answer affordance 656 for sending the start time as text to participant 654. If a user selects affordance 656 or 658, the corresponding information (“730pm” and a calendar event, respectively) may be sent to participant 654. Device 600 may also insert a representation of the sent information into message transcript 650.

Exemplary processes

[0137] Figure 7 is a flow diagram illustrating process 700 for providing predictive answers. Process 700 may be performed at an electronic device with a display and a touch-sensitive

surface, like device 100 (FIG. 1) and device 300 (FIG. 3). At block 702, the device displays a message transcript, the message transcript including at least one message from at least a first user. At block 704, the device determines, based at least in-part on the at least one message, a plurality of suggested one or more characters. These suggested one or more characters may be drawn from the examples of predictive answers discussed above with reference to FIGS. 5A-5J and 6A-6D, for example. At block 706, the device displays, on its touch-sensitive display, the plurality of suggested one or more characters. The display may be drawn from the examples of user interface layouts described above with reference to FIGS. 5A, 5E, and 5F, for example. At block 708, the device detects an input on the touch-sensitive display. At block 710, the device determines whether the input represents user selection of one of the plurality of suggested one or more characters. At block 710, the device, in accordance with a determination that the input represents user selection of one of the plurality of suggested one or more characters, displays the selected one of the plurality of suggested one or more characters in the message transcript.

[0138] Figure 8 is a flow diagram illustrating process 800 for providing predictive answers. Process 800 may be performed at an electronic device with a display and a touch-sensitive surface, like device 100 (FIG. 1) and device 300 (FIG. 3). At block 802, the device displays, in a first region of the display, a message transcript, the message transcript including at least one message from at least a first user. At block 804, the device displays, in a second region of the display, a virtual keyboard, the virtual keyboard including a number of character keys. At block 806, the device displays, in a third region of the display, a plurality of suggested one or more characters, the plurality of suggested characters determined based, at least in-part, on a content of the at least one message received from the first user. In some embodiments, the third region is displayed contiguous with one of the first and second regions. In some embodiments, the third region is displayed contiguous with the first and second regions. At block 808, optionally, the device detects input representing user selection of a suggested one or more characters from the displayed plurality of one or more characters. At block 810, optionally, in response to in response to detecting the input, the device displays the selected suggested one or more characters into the message transcript in the first area.

[0139] Figure 9 is a flow diagram illustrating process 900 for providing predictive answers. Process 900 may be performed at an electronic device with a display and a touch-sensitive

surface, like device 100 (FIG. 1) and device 300 (FIG. 3). At block 902, the device displays a message transcript, the message transcript including at least one message from at least a first user. At block 904, the device determines, based at least in-part on the at least one message, a plurality of suggested one or more characters. At block 906, the device displays a first suggested one or more characters of the plurality of suggested one or more characters in a first region on the touch-sensitive display. The region may be a contiguous region visually distinguished from the background of the message transcript. At block 908, optionally, the device detects input representing a contact on a displayed text input area, and in response to detecting the input, displays a virtual keyboard. The displayed virtual keyboard may include a number of character keys. At block 910, optionally, the device detects keyboard input representing one or more contacts on the virtual keyboard, and in response to detecting the keyboard input, the device ceases to the display the first suggested one or more characters.

[0140] Figure 10 is a flow diagram illustrating process 1000 for providing predictive answers. Process 1000 may be performed at an electronic device with a display and a touch-sensitive surface, like device 100 (FIG. 1) and device 300 (FIG. 3). At block 1002, the device displays a message transcript, the message transcript including at least one message from at least a first user. At block 1004, the device determines, based at least in-part on the at least one message, a plurality of suggested one or more characters. At block 1006, the device displays a first affordance representing a first suggested one or more characters of the plurality of suggested one or more characters at the bottom of the message transcript. At block 1008, optionally, the device detects input representing user selection of the first affordance, and in response to detecting the input, sends the first suggested response to the first user. At block 1010, optionally, in response to detecting the input, the device displays the first suggested one or more characters in the message transcript.

[0141] It should be understood that the particular order in which the operations in FIGS. 7-10 have been described is merely exemplary and is not intended to indicate that the described order is the only order in which the operations could be performed. One of ordinary skill in the art would recognize various ways to reorder the operations described herein. Additionally, it should be noted that processes 700-1000 may additionally incorporate the functionalities described about with respect to FIGS. 5A-5J to produce new processes and user interfaces. For example,

the switching of displays of predictive answers and auto-correct recommendations, described with respect to FIGS. 5A and 5D, for example, may be incorporated into processes 700-1000 (FIGS. 7-10.) Likewise, the sending of business card information and calendar information described with respect to FIGS. 6A-6E are may also be incorporated into processes 700-1000 (FIGS. 7-10.) Further, the displaying of a telephone affordances can be implemented across each of the user interfaces described in FIGS. 5A, 5E, and 5F. For brevity, these details are not repeated here.

[0142] One common aspect of the above- described techniques is that a device needs to process an incoming message(s) to identify predictive answers for the message. In some embodiments, this processing entails two steps: first, the device parse an incoming message and assigns a message class to the content of a message; second, the device performs a lookup for corresponding predictive answers based on the message class, and composes an appropriate set of predictive answers based on the content of the incoming message.

[0143] The first step of assigning a message to a message class may be performed using a rule-based engine. In some embodiments, the rule based engine may assign a message class based (at least in-part) on the occurrence of one or more words in the message. As discussed above, examples of such words include “are you” and “or.” In some embodiments, the rule based engine may assign a message class based (at least in-part) on the occurrence of a punctuation mark used in the message. As discussed above, examples of such punctuations include the use of a question mark. In some embodiments, the rule based engine may assign a message class based (at least in-part) on the use of an honorific in the message. Examples of such honorifics include the use of suffixes such as “-san” in a message. More generally speaking, in some embodiments, a rule based engine that identifies relevant language markers such as auxiliaries and interrogative pronouns may be used to determine message classes. In some embodiments, a rule based engine that identifies syntactic constructs such as verb-predicate inversions may be used. Table 1, below, lists exemplary classes of messages.

| Message Class | Example [Comment] |
|-----------------------|--|
| GenericStatement | <i>The sky is blue.</i> [requires no answer] |
| GenericQuestion | <i>Who? / What? / Where?</i> [requires precise answer] |
| StatementOrQuestion | <i>I'm ready.</i> [may require acknowledgement] |
| QueryPolar | <i>Will you come?</i> |
| QueryPolarDefinite | <i>Have you left yet?</i> |
| QueryPolarRequest | <i>Can you drive?</i> |
| QueryAlternative | <i>Shall we walk or drive?</i> |
| QueryEvaluation | <i>How was it?</i> |
| QueryReason | <i>Why? / How come?</i> |
| QueryLocationSelf | <i>Where are you?</i> |
| QueryDistance | <i>How close? / How far?</i> |
| QueryCountable | <i>How many cups?</i> |
| QueryUncountable | <i>How much sugar?</i> |
| QueryTime | <i>When? / What time?</i> |
| QueryTimePast | <i>When did you arrive?</i> |
| QueryTimeFuture | <i>When will you leave?</i> |
| QueryTimeOfDay | <i>What time tomorrow?</i> |
| QueryDay | <i>What day?</i> |
| QueryMonth | <i>What month?</i> |
| QueryYear | <i>What year?</i> |
| QueryDuration | <i>How long?</i> |
| StatementGreeting | <i>Hello.</i> |
| StatementImperative | <i>Let's go.</i> |
| StatementAppreciation | <i>Thank you.</i> |

(Table 1.)

[0144] Once a message class has been identified, the device may lookup possible predictive answers for the particular class. Table 2, below, lists exemplary mapping of predictive answers

5 to message classes.

| Message Class | Response Set |
|-----------------------|--|
| GenericStatement | <i>Ok / Thanks</i> |
| GenericQuestion | <i>Not sure</i> |
| StatementOrQuestion | <i>Ok / Yes / No</i> |
| QueryPolar | <i>Yes / No / I don't know</i> |
| QueryPolarDefinite | <i>Yes / No</i> |
| QueryPolarRequest | <i>Sure thing / Sorry, no</i> |
| QueryAlternative | <i>Predicate before or / Predicate after or</i> |
| QueryEvaluation | <i>Good / Bad / Ok</i> |
| QueryReason | <i>Just because / I don't know</i> |
| QueryLocationSelf | <i>On my way / In my car / At work / At home</i> |
| QueryDistance | <i>Close / Far</i> |
| QueryCountable | <i>One / Two / A few / A lot</i> |
| QueryUncountable | <i>A little / A lot</i> |
| QueryTime | <i>Early / Late</i> |
| QueryTimePast | <i>Yesterday / Earlier this week / A while ago</i> |
| QueryTimeFuture | <i>Tomorrow / Later this week / In the near future</i> |
| QueryTimeOfDay | <i>Morning / Afternoon / Evening</i> |
| QueryDay | <i>Today / Tomorrow / Yesterday</i> |
| QueryMonth | <i>This month / Next month / Last month</i> |
| QueryYear | <i>This year / Next year / Last year</i> |
| QueryDuration | <i>15 mins / 30 mins / An hour</i> |
| StatementGreeting | <i>Hi / Hello</i> |
| StatementImperative | <i>Ok / Sorry, can't</i> |
| StatementAppreciation | <i>You're welcome / No problem / Ok</i> |

(Table 2)

[0145] In accordance with some embodiments, FIG. 11 shows a functional block diagram of an electronic device 1100 configured in accordance with the principles of the various described embodiments. The functional blocks of the device are, optionally, implemented by hardware, software, or a combination of hardware and software to carry out the principles of the various described embodiments. It is understood by persons of skill in the art that the functional blocks described in FIG. 11 are, optionally, combined or separated into sub-blocks to implement the principles of the various described embodiments. Therefore, the description herein optionally supports any possible combination or separation or further definition of the functional blocks described herein.

[0146] As shown in FIG. 11, an electronic device 1100 includes a display unit 1102 configured to display various graphical object including messages and predictive answers information; a touch-sensitive surface unit 1104 configured to receive user input; a RF unit 1106 configured to communicate with other electronic devices; and a processing unit 1108 coupled to the afore-mentioned units. In some embodiments, processing unit 1108 includes a message parsing unit 1110 that reads an incoming message to identify, for example, the class of an incoming message. Processing unit 1108 may also include predictive answer determining 1112 configured to provide predictive answers based on the results of the parsing unit.

[0147] In accordance with some embodiments, FIG. 12 shows an exemplary functional block diagram of an electronic device 1200 configured in accordance with the principles of the various described embodiments. In accordance with some embodiments, the functional blocks of electronic device 1200 are configured to perform the techniques described above. The functional blocks of the device 1200 are, optionally, implemented by hardware, software, or a combination of hardware and software to carry out the principles of the various described examples. It is understood by persons of skill in the art that the functional blocks described in FIG. 12 are, optionally, combined or separated into sub-blocks to implement the principles of the various described examples. Therefore, the description herein optionally supports any possible combination or separation or further definition of the functional blocks described herein.

[0148] As shown in FIG. 12, an electronic device 1200 includes a touch-sensitive display unit 1202 configured to display a graphic user interface and to receive contacts, and a processing unit 1204 coupled to the touch-sensitive display unit 1202. In some embodiments, the processing unit 1204 includes display enabling unit 1206, determining unit 1208, detecting unit 1210, sending unit 1212, display ceasing unit 1214, identifying unit 1216, obtaining unit 1218, counting unit 1220, and ranking unit 1222.

[0149] The processing unit 1204 is configured to: enable display (e.g., using display enabling unit 1206) of a message transcript, the message transcript including at least one message from at least a first user. The processing unit 1204 is further configured to determine (e.g., using determining unit 1208), based at least in-part on the at least one message, a plurality of suggested one or more characters. The processing unit 1204 is further configured to enable display (e.g.,

using display enabling unit 1206), on the touch-sensitive display unit 1202, of the plurality of suggested one or more characters. The processing unit 1204 is further configured to detect (e.g., using detecting unit 1210) an input on the touch-sensitive display unit. The processing unit 1204 is further configured to determine (e.g., using determining unit 1208) whether the input
 5 represents user selection of one of the plurality of suggested one or more characters. The processing unit 1204 is further configured to, in accordance with a determination that the input represents user selection of one of the plurality of suggested one or more characters, enable display (e.g., using display enabling unit 1206) of the selected one of the plurality of suggested one or more characters in the message transcript.

10 **[0150]** In some embodiments, the processing unit 1204 is further configured to: detect (e.g., using detecting unit 1210) a second input on the touch-sensitive display unit, the second input representing user selection of a confirmation affordance, and in response to detecting the second input, send (e.g., using sending unit 1212) the selected one or more characters to the first user.

[0151] In some embodiments, enable display (e.g., using display enabling unit 1206) of a
 15 virtual keyboard, the virtual keyboard including a number of character keys; detect (e.g., using detecting unit 1210) keyboard input representing one or more contacts on the virtual keyboard; and, in response to detecting the keyboard input: cease to display (e.g., using display ceasing unit 1214) the plurality of suggested one or more characters; and enable display (e.g., using display enabling unit 1206) of, in the third region, auto-correct information based on the keyboard input.

20 **[0152]** In some embodiments, the processing unit 1204 is further configured to: determine (e.g., using determining unit 1208) the plurality of suggested one or more characters based on at least one word used in the at least one message.

[0153] In some embodiments, the processing unit 1204 is further configured to: identify
 (e.g., using identifying unit 1216) a use of the word “or” in the at least one message; identify
 25 (e.g., using identifying unit 1216) a preceding word that appears immediately before the word “or”; and identify (e.g., using identifying unit 1216) a subsequent word that appears immediately after the word “or”, wherein: enabling display of the plurality of suggested one or more characters comprises enabling display of at least the preceding word and the subsequent word.

[0154] In some embodiments, the processing unit 1204 is further configured to: determine (e.g., using determining unit 1208) the plurality of suggested one or more characters based on a punctuation mark used in the at least one message.

5 [0155] In some embodiments, the processing unit 1204 is further configured to: determine (e.g., using determining unit 1208) whether the at least one message contains an interrogatory sentence; and, in accordance with a determination that the at least one message contains an interrogatory sentence, enable display (e.g., using display enabling unit 1206) of at least “yes” and “no” as part of the plurality of suggested one or more characters.

10 [0156] In some embodiments, the processing unit 1204 is further configured to: determine (e.g., using determining unit 1208) the plurality of suggested one or more characters based on at least the identity of the first user.

15 [0157] In some embodiments, the processing unit 1204 is further configured to: identify (e.g., using identifying unit 1216) the most-frequently-sent messages to the first user, wherein: enabling display (e.g., using display enabling unit 1206) of the plurality of suggested one or more characters comprises enabling display the most-frequently-sent messages.

[0158] In some embodiments, the processing unit 1204 is further configured to: identify (e.g., using identifying unit 1216) the most-recently-sent messages to the first user, and wherein enabling display of (e.g., using display enabling unit 1206) of the plurality of suggested one or more characters comprises enabling display of at least one of the most-recently-sent messages.

20 [0159] In some embodiments, the processing unit 1204 is further configured to: determine (e.g., using determining unit 1208) the plurality of suggested one or more characters based on at least a location of the first user.

25 [0160] In some embodiments, the processing unit 1204 is further configured to: determine (e.g., using determining unit 1208) a location of the electronic device, and enable display (e.g., using display enabling unit 1206) of an affordance for sending the location as a message to the first user.

[0161] In some embodiments, the processing unit 1204 is further configured to: determine (e.g., using determining unit 1208) the plurality of suggested one or more characters based on at least one calendar entry stored in the electronic device.

5 [0162] In some embodiments, the processing unit 1204 is further configured to: obtain (e.g., using obtaining unit 1218) a calendar entry based on the message received from the first user; and enable display (e.g., using display enabling unit 1206) of an affordance for sending at least a portion of the obtained calendar entry as a message to the first user.

10 [0163] In some embodiments, the processing unit 1204 is further configured to: determine (e.g., using determining unit 1208) the plurality of suggested one or more characters based on at least an honorific used in the at least one message.

15 [0164] In some embodiments, the processing unit 1204 is further configured to: obtain (e.g., using obtaining unit 1218) a plurality of contact names stored on the electronic device; detect (e.g., using detecting unit 1210) the use of a contact name of the plurality of contact names in the at least one message; obtain (e.g., using obtaining unit 1218) contact information corresponding to the used contact name; and enable display (e.g., using display enabling unit 1206) of an affordance for sending at least a portion of the obtained contact information as a message to the second user.

20 [0165] In some embodiments, the processing unit 1204 is further configured to: enable display (e.g., using display enabling unit 1206) of an affordance for calling a phone number associated with the obtained contact information.

25 [0166] In some embodiments, the processing unit 1204 is further configured to: count (e.g., using counting unit 1220) the number of messages received from the first user within a time interval; and, in accordance with a determination that the number exceeds a predetermined threshold, enable display (e.g., using display enabling unit 1206) of an affordance for calling the first user.

[0167] In some embodiments, the processing unit 1204 is further configured to: count (e.g., using counting unit 1220) the number of messages received from the first user within a time interval; and in accordance with a determination that the number exceeds a predetermined

threshold, enable display (e.g., using display enabling unit 1206) of an affordance for video conferencing the first user.

[0168] In some embodiments, the processing unit 1204 is further configured to: rank (e.g., using ranking unit 1222) the suggested one or more characters; and enable display (e.g., using display enabling unit 1206) of the top-ranked characters in the center most position among the displayed suggested one or more characters.

[0169] In some embodiments, the plurality of suggested one or more characters comprises a first word or phrase, a second word or phrase, and a third word or phrase. In some embodiments, the plurality of suggested one or more characters consists of a first word or phrase, a second word or phrase, and a third word or phrase. In some embodiments, the plurality of suggested one or more characters comprises at least one emoji. In some embodiments, the at least one message is the most-recently-received message from the first user.

[0170] The operations described above with reference to FIG. 7 are, optionally, implemented by components depicted in FIGS. 1A-1B or FIG. 12. For example, displaying operation 702, determining operation 704, and detecting operation 708 may be implemented by event sorter 170, event recognizer 180, and event handler 190. Event monitor 171 in event sorter 170 detects a contact on touch-sensitive display 112, and event dispatcher module 174 delivers the event information to application 136-1. A respective event recognizer 180 of application 136-1 compares the event information to respective event definitions 186, and determines whether a first contact at a first location on the touch-sensitive surface corresponds to a predefined event or sub event, such as activation of an affordance on a user interface. When a respective predefined event or sub-event is detected, event recognizer 180 activates an event handler 190 associated with the detection of the event or sub-event. Event handler 190 may utilize or call data updater 176 or object updater 177 to update the application internal state 192. In some embodiments, event handler 190 accesses a respective GUI updater 178 to update what is displayed by the application. Similarly, it would be clear to a person having ordinary skill in the art how other processes can be implemented based on the components depicted in FIGS. 1A-1B.

[0171] In accordance with some embodiments, FIG. 13 shows an exemplary functional block diagram of an electronic device 1300 configured in accordance with the principles of the various

described embodiments. In accordance with some embodiments, the functional blocks of electronic device 1300 are configured to perform the techniques described above. The functional blocks of the device 1300 are, optionally, implemented by hardware, software, or a combination of hardware and software to carry out the principles of the various described examples. It is understood by persons of skill in the art that the functional blocks described in FIG. 13 are, optionally, combined or separated into sub-blocks to implement the principles of the various described examples. Therefore, the description herein optionally supports any possible combination or separation or further definition of the functional blocks described herein.

[0172] As shown in FIG. 13, an electronic device 1300 includes a touch-sensitive display unit 1302 configured to display objects and to receive contacts and a processing unit 1304 coupled to the touch-sensitive display unit 1302. In some embodiments, the processing unit 1304 includes display enabling unit 1306, determining unit 1308, detecting unit 1310, sending unit 1312, display ceasing unit 1314, identifying unit 1316, obtaining unit 1318, counting unit 1320, and ranking unit 1322.

[0173] The processing unit 1304 is configured to: enable (e.g., using display enabling unit 1306) display of, in a first region of the display, a message transcript, the message transcript including at least one message from at least a first user; enable (e.g., using display enabling unit 1306) display of, in a second region of the display, a virtual keyboard, the virtual keyboard including a number of character keys; and enable (e.g., using display enabling unit 1306) display of, in a third region of the display, a plurality of suggested one or more characters, the plurality of suggested characters determined based, at least in-part, on a content of the at least one message received from the first user.

[0174] In some embodiments, the processing unit 1304 is further configured to: enable (e.g., using display enabling unit 1306) display of the third region contiguous with at least one of the first and second regions.

[0175] In some embodiments, the processing unit 1304 is further configured to: enable (e.g., using display enabling unit 1306) display of the third region contiguous with the first region and the second region.

[0176] In some embodiments, the processing unit 1304 is further configured to: detect (e.g., using detecting unit 1310) input representing user selection of a suggested one or more characters from the displayed plurality of one or more characters; and in response to detecting the input, enable (e.g., using display enabling unit 1306) display of the selected suggested one or more characters into the message transcript in the first area.

[0177] In some embodiments, the processing unit 1304 is further configured to: detect (e.g., using detecting unit 1310) second input representing user selection of a confirmation affordance; and in response to detecting the second input, send (e.g., using sending unit 1312) the selected suggested one or more characters to the first user.

10 **[0178]** In some embodiments, the processing unit 1304 is further configured to: detect (e.g., using detecting unit 1310) keyboard input representing one or more contacts on the virtual keyboard; in response to detecting the keyboard input: cease to display (e.g., using display ceasing unit 1314) the plurality of suggested one or more characters; and enable (e.g., using display enabling unit 1306) display of, in the third region, auto-correct information based on the
15 keyboard input.

[0179] In some embodiments, the processing unit 1304 is further configured to: determine (e.g., using determining unit 1308) the plurality of suggested one or more characters based on at least one word used in the at least one message.

[0180] In some embodiments, the processing unit 1304 is further configured to: identify
20 (e.g., using identifying unit 1316) a use of the word “or” in the at least one message; identify (e.g., using identifying unit 1316) a preceding word that appears immediately before the word “or”; and identify (e.g., using identifying unit 1316) a subsequent word that appears immediately after the word “or”, wherein: enabling display of the plurality of suggested one or more characters comprises enabling display of at least the preceding word and the subsequent word.

25 **[0181]** In some embodiments, the processing unit 1304 is further configured to: determine (e.g., using determining unit 1308) the plurality of suggested one or more characters based on a punctuation mark used in the at least one message.

[0182]

[0183] In some embodiments, the processing unit 1304 is further configured to: determine (e.g., using determining unit 1308) whether the at least one message contains an interrogatory sentence; and in accordance with a determination that the at least one message contains an interrogatory sentence, enable (e.g., using display enabling unit 1306) display of at least “yes” and “no” as part of the plurality of suggested one or more characters.

[0184] In some embodiments, the processing unit 1304 is further configured to: determine (e.g., using determining unit 1308) the plurality of suggested one or more characters based on at least the identity of the first user.

[0185] In some embodiments, the processing unit 1304 is further configured to: identify (e.g., using identifying unit 1316) the most-frequently-sent messages to the first user, wherein: displaying the plurality of suggested one or more characters comprises displaying the most-frequently-sent messages.

[0186] In some embodiments, the processing unit 1304 is further configured to: identify (e.g., using identifying unit 1316) the most-recently-sent messages to the first user, and wherein: displaying the plurality of suggested one or more characters comprises displaying at least one of the most-recently-sent messages.

[0187] In some embodiments, the processing unit 1304 is further configured to: determine (e.g., using determining unit 1308) the plurality of suggested one or more characters based on at least a location of the first user.

[0188] In some embodiments, the processing unit 1304 is further configured to: determine (e.g., using determining unit 1308) a location of the electronic device, and enable (e.g., using display enabling unit 1306) display of an affordance for sending the location as a message to the first user.

[0189] In some embodiments, the processing unit 1304 is further configured to: determine (e.g., using determining unit 1308) the plurality of suggested one or more characters based on at least one calendar entry stored in the electronic device.

[0190]

[0191] In some embodiments, the processing unit 1304 is further configured to: obtain (e.g., using determining unit 1318) a calendar entry based on the message received from the first user; and enable (e.g., using display enabling unit 1306) display of an affordance for sending at least a portion of the obtained calendar entry as a message to the first user.

- 5 **[0192]** In some embodiments, the processing unit 1304 is further configured to: determine (e.g., using determining unit 1308) the plurality of suggested one or more characters based on at least an honorific used in the at least one message.

- [0193]** In some embodiments, the processing unit 1304 is further configured to: obtain (e.g., using determining unit 1318) a plurality of contact names stored on the electronic device; detect
10 (e.g., using detecting unit 1310) the use of a contact name of the plurality of contact names in the at least one message; obtain (e.g., using determining unit 1318) contact information corresponding to the used contact name; and enable (e.g., using display enabling unit 1306) display of an affordance for sending at least a portion of the obtained contact information as a message to the second user.

- 15 **[0194]** In some embodiments, the processing unit 1304 is further configured to: enable (e.g., using display enabling unit 1306) display of an affordance for calling a phone number associated with the obtained contact information.

- [0195]** In some embodiments, the processing unit 1304 is further configured to: count (e.g., using counting unit 1320) the number of messages received from the first user within a time
20 interval; and in accordance with a determination that the number exceeds a predetermined threshold, enable (e.g., using display enabling unit 1306) display of an affordance for calling the first user.

- [0196]** In some embodiments, the processing unit 1304 is further configured to: count (e.g., using counting unit 1320) the number of messages received from the first user within a time
25 interval; and in accordance with a determination that the number exceeds a predetermined threshold, enable (e.g., using display enabling unit 1306) display of an affordance for video conferencing the first user.

[0197] In some embodiments, the processing unit 1304 is further configured to: rank (e.g., using ranking unit 1322) the suggested one or more characters; and enable (e.g., using display enabling unit 1306) display of the top-ranked characters in the center most position among the displayed suggested one or more characters.

5 [0198] In some embodiments, the plurality of suggested one or more characters comprises a first word or phrase, a second word or phrase, and a third word or phrase. In some embodiments, the plurality of suggested one or more characters consists of a first word or phrase, a second word or phrase, and a third word or phrase. In some embodiments, the plurality of suggested one or more characters comprises at least one emoji. In some embodiments, the at least one message
10 is the most-recently-received message from the first user.

[0199] The operations described above with reference to FIG. 8 are, optionally, implemented by components depicted in FIGS. 1A-1B or FIG. 13. For example, displaying operation 802 and detecting operation 808 may be implemented by event sorter 170, event recognizer 180, and event handler 190. Event monitor 171 in event sorter 170 detects a contact on touch-sensitive
15 display 112, and event dispatcher module 174 delivers the event information to application 136-1. A respective event recognizer 180 of application 136-1 compares the event information to respective event definitions 186, and determines whether a first contact at a first location on the touch-sensitive surface corresponds to a predefined event or sub event, such as activation of an affordance on a user interface. When a respective predefined event or sub-event is detected,
20 event recognizer 180 activates an event handler 190 associated with the detection of the event or sub-event. Event handler 190 may utilize or call data updater 176 or object updater 177 to update the application internal state 192. In some embodiments, event handler 190 accesses a respective GUI updater 178 to update what is displayed by the application. Similarly, it would be clear to a person having ordinary skill in the art how other processes can be implemented
25 based on the components depicted in FIGS. 1A-1B.

[0200] In accordance with some embodiments, FIG. 14 shows an exemplary functional block diagram of an electronic device 1400 configured in accordance with the principles of the various described embodiments. In accordance with some embodiments, the functional blocks of electronic device 1400 are configured to perform the techniques described above. The functional

blocks of the device 1400 are, optionally, implemented by hardware, software, or a combination of hardware and software to carry out the principles of the various described examples. It is understood by persons of skill in the art that the functional blocks described in FIG. 14 are, optionally, combined or separated into sub-blocks to implement the principles of the various described examples. Therefore, the description herein optionally supports any possible combination or separation or further definition of the functional blocks described herein.

[0201] As shown in FIG. 14, an electronic device 1400 includes a touch-sensitive display unit 1402 configured to display objects and to receive contacts and a processing unit 1404 coupled to the touch-sensitive display unit 1402. In some embodiments, the processing unit 1404 includes display enabling unit 1406, determining unit 1408, detecting unit 1410, sending unit 1412, display ceasing unit 1414, identifying unit 1416, obtaining unit 1418, counting unit 1420, ranking unit 1422, and display replacing unit 1424.

[0202] The processing unit 1404 is configured to: enable display (e.g., using display enabling unit 1406) of a message transcript, the message transcript including at least one message from at least a first user; determine (e.g., using determining unit 1408), based at least in-part on the at least one message, a plurality of suggested one or more characters; and enable display (e.g., using display enabling unit 1406) of a first suggested one or more characters of the plurality of suggested one or more characters in a first region on the touch-sensitive display unit, wherein the first region is a contiguous region visually distinguished from the background of the message transcript.

[0203] In some embodiments, the processing unit 1404 is further configured to: detect (e.g., using detecting unit 1410) input representing user selection of the first suggested one or more characters; and in response to detecting the input, send (e.g., using sending unit 1412) the suggested response to the first user.

[0204] In some embodiments, the processing unit 1404 is further configured to: enable display (e.g., using display enabling unit 1406) of a text input area; detect (e.g., using detecting unit 1410) input representing a contact on the text input area; and in response to detecting the input, enable display (e.g., using display enabling unit 1406) of a virtual keyboard, the virtual keyboard including a number of character keys.

[0205] In some embodiments, the processing unit 1404 is further configured to: detect (e.g., using detecting unit 1410) keyboard input representing one or more contacts on the virtual keyboard; and in response to detecting the keyboard input, cease to display (e.g., using display ceasing unit 1414) the first suggested one or more characters.

5 **[0206]** In some embodiments, the processing unit 1404 is further configured to: enable display (e.g., using display enabling unit 1406) of auto-correct information based on the keyboard input.

[0207] In some embodiments, the processing unit 1404 is further configured to: in response to detecting the input, cease to display the (e.g., using display ceasing unit 1414) first suggested
10 one or more characters.

[0208] In some embodiments, the first region has a dashed outline.

[0209] In some embodiments, the processing unit 1404 is further configured to: detect (e.g., using detecting unit 1410) input representing user selection of the first suggested one or more characters; and in response to detecting the input, replace (e.g., using display replacing unit
15 1424) the dashed outline of the first region with a solid outline.

[0210] In some embodiments, the processing unit 1404 is further configured to: enable display (e.g., using display enabling unit 1406) of a second suggested one or more characters of the plurality of suggested one or more characters in a second region on the touch-sensitive display unit, wherein the second region is a contiguous region visually distinguished from the
20 background of the message transcript and from the first region; detect (e.g., using detecting unit 1410) input representing user selection of the first suggested one or more characters; and, in response to detecting the input, cease to display (e.g., using display ceasing unit 1414) the second region and the second suggested one or more characters.

[0211] In some embodiments, the first region is a message bubble.

25 **[0212]** In some embodiments, the processing unit 1404 is further configured to: determine (e.g., using determining unit 1408) the plurality of suggested one or more characters based on at least one word used in the at least one message.

[0213] In some embodiments, the processing unit 1404 is further configured to: identify (e.g., using identifying unit 1416) a use of the word “or” in the at least one message; identify (e.g., using identifying unit 1416) a preceding word that appears immediately before the word “or”; and identify (e.g., using identifying unit 1416) a subsequent word that appears immediately
5 after the word “or”, wherein: enabling display of the plurality of suggested one or more characters comprises enabling display of at least the preceding word and the subsequent word.

[0214] In some embodiments, the processing unit 1404 is further configured to: determine (e.g., using determining unit 1408) the plurality of suggested one or more characters based on a punctuation mark used in the at least one message.

10 **[0215]** In some embodiments, the processing unit 1404 is further configured to: determine (e.g., using determining unit 1408) whether the at least one message contains an interrogatory sentence; and in accordance with a determination that the at least one message contains an interrogatory sentence, enable display (e.g., using display enabling unit 1406) of at least “yes” and “no” as part of the plurality of suggested one or more characters.

15 **[0216]** In some embodiments, the processing unit 1404 is further configured to: determine (e.g., using determining unit 1408) the plurality of suggested one or more characters based on at least the identity of the first user.

[0217] In some embodiments, the processing unit 1404 is further configured to: identify (e.g., using identifying unit 1416) the most-frequently-sent messages to the first user, wherein:
20 enabling display of the plurality of suggested one or more characters comprises enabling display of the most-frequently-sent messages.

[0218] In some embodiments, the processing unit 1404 is further configured to: identify (e.g., using identifying unit 1416) the most-recently-sent messages to the first user, and wherein:
25 enabling display of the plurality of suggested one or more characters comprises enabling display of at least one of the most-recently-sent messages.

[0219] In some embodiments, the processing unit 1404 is further configured to: determine (e.g., using determining unit 1408) the plurality of suggested one or more characters based on at least a location of the first user.

[0220] In some embodiments, the processing unit 1404 is further configured to: determine (e.g., using determining unit 1408) a location of the electronic device, and enable display (e.g., using display enabling unit 1406) of an affordance for sending the location as a message to the first user.

- 5 **[0221]** In some embodiments, the processing unit 1404 is further configured to: determine (e.g., using determining unit 1408) the plurality of suggested one or more characters based on at least one calendar entry stored in the electronic device.

[0222] In some embodiments, the processing unit 1404 is further configured to: obtain (e.g., using obtaining unit 1418) a calendar entry based on the message received from the first user;
10 and enable display (e.g., using display enabling unit 1406) of an affordance for sending at least a portion of the obtained calendar entry as a message to the first user.

[0223] In some embodiments, the processing unit 1404 is further configured to: determine (e.g., using determining unit 1408) the plurality of suggested one or more characters based on at least an honorific used in the at least one message.

- 15 **[0224]** In some embodiments, the processing unit 1404 is further configured to: obtain (e.g., using obtaining unit 1418) a plurality of contact names stored on the electronic device; detect (e.g., using detecting unit 1410) the use of a contact name of the plurality of contact names in the at least one message; obtain (e.g., using obtaining unit 1418) contact information corresponding to the used contact name; and enable display (e.g., using display enabling unit 1406) of an
20 affordance for sending at least a portion of the obtained contact information as a message to the second user.

[0225] In some embodiments, the processing unit 1404 is further configured to: enable display (e.g., using display enabling unit 1406) of an affordance for calling a phone number associated with the obtained contact information.

- 25 **[0226]** In some embodiments, the processing unit 1404 is further configured to: count (e.g., using counting unit 1420) the number of messages received from the first user within a time interval; and, in accordance with a determination that the number exceeds a predetermined

threshold, enable display (e.g., using display enabling unit 1406) of an affordance for calling the first user.

[0227] In some embodiments, the processing unit 1404 is further configured to: count (e.g., using counting unit 1420) the number of messages received from the first user within a time interval; and, in accordance with a determination that the number exceeds a predetermined threshold, enable display (e.g., using display enabling unit 1406) of an affordance for video conferencing the first user.

[0228] In some embodiments, the processing unit 1404 is further configured to: rank (e.g., using ranking unit 1422) the suggested one or more characters; and enable display (e.g., using display enabling unit 1406) of the top-ranked characters in the center most position among the displayed suggested one or more characters.

[0229] In some embodiments, the plurality of suggested one or more characters comprises a first word or phrase, a second word or phrase, and a third word or phrase. In some embodiments, the plurality of suggested one or more characters consists of a first word or phrase, a second word or phrase, and a third word or phrase. In some embodiments, the plurality of suggested one or more characters comprises at least one emoji. In some embodiments, the at least one message is the most-recently-received message from the first user.

[0230] The operations described above with reference to FIG. 9 are, optionally, implemented by components depicted in FIGS. 1A-1B or FIG. 14. For example, displaying operation 902, determining operation 904, and detecting operation 908 may be implemented by event sorter 170, event recognizer 180, and event handler 190. Event monitor 171 in event sorter 170 detects a contact on touch-sensitive display 112, and event dispatcher module 174 delivers the event information to application 136-1. A respective event recognizer 180 of application 136-1 compares the event information to respective event definitions 186, and determines whether a first contact at a first location on the touch-sensitive surface corresponds to a predefined event or sub event, such as activation of an affordance on a user interface. When a respective predefined event or sub-event is detected, event recognizer 180 activates an event handler 190 associated with the detection of the event or sub-event. Event handler 190 may utilize or call data updater 176 or object updater 177 to update the application internal state 192. In some embodiments,

event handler 190 accesses a respective GUI updater 178 to update what is displayed by the application. Similarly, it would be clear to a person having ordinary skill in the art how other processes can be implemented based on the components depicted in FIGS. 1A-1B.

[0231] In accordance with some embodiments, FIG. 15 shows an exemplary functional block diagram of an electronic device 1500 configured in accordance with the principles of the various described embodiments. In accordance with some embodiments, the functional blocks of electronic device 1500 are configured to perform the techniques described above. The functional blocks of the device 1500 are, optionally, implemented by hardware, software, or a combination of hardware and software to carry out the principles of the various described examples. It is understood by persons of skill in the art that the functional blocks described in FIG. 15 are, optionally, combined or separated into sub-blocks to implement the principles of the various described examples. Therefore, the description herein optionally supports any possible combination or separation or further definition of the functional blocks described herein.

[0232] As shown in FIG. 15, an electronic device 1500 includes a touch-sensitive display unit 1502 configured to display a graphic user interface and to receive contacts, and a processing unit 1504 coupled to the touch-sensitive display unit 1502. In some embodiments, the processing unit 1504 includes a display enabling unit 1506, determining unit 1508, detecting unit 1510, sending unit 1512, display ceasing unit 1514, identifying unit 1516, obtaining unit 1518, counting unit 1520, and ranking unit 1522.

[0233] The processing unit 1504 is configured to: enable (e.g., using display enabling unit 1506) display of a message transcript, the message transcript including at least one message from at least a first user; determine (e.g., using determining unit 1508), based at least in-part on the at least one message, a plurality of suggested one or more characters; and enable display (e.g., using display enabling unit 1506) of a first affordance representing a first suggested one or more characters of the plurality of suggested one or more characters at the bottom of the message transcript.

[0234] In some embodiments, the processing unit 1504 is further configured to: detect (e.g., using detecting unit 1510) input representing user selection of the first affordance; and, in

response to detecting the input, send (e.g., using sending unit 1512) the first suggested response to the first user.

[0235] In some embodiments, the processing unit 1504 is further configured to: in response to detecting the input, enable display (e.g., using display enabling unit 1506) of the first
5 suggested one or more characters in the message transcript.

[0236] In some embodiments, the processing unit 1504 is further configured to: in response to detecting the input, enable display (e.g., using display enabling unit 1506) of the first suggested one or more characters in a first region of the message transcript, wherein the first region is a contiguous region visually distinguished from the background of the message
10 transcript.

[0237] In some embodiments, the processing unit 1504 is further configured to: in response to detecting the input, cease to display (e.g., using display ceasing unit 1514) the first suggested one or more characters.

[0238] In some embodiments, the processing unit 1504 is further configured to: enable
15 display (e.g., using display enabling unit 1506) of a second affordance representing a second suggested one or more characters of the plurality of suggested one or more characters; detect (e.g., using detecting unit 1510) input representing user selection of the first affordance; and, in response to detecting the input, cease to display (e.g., using display ceasing unit 1514) the second affordance.

20 **[0239]** In some embodiments, the first region is a message bubble.

[0240] In some embodiments, the processing unit 1504 is further configured to: determine (e.g., using determining unit 1508) the plurality of suggested one or more characters based on at least one word used in the at least one message.

[0241] In some embodiments, the processing unit 1504 is further configured to: identify
25 (e.g., using identifying unit 1516) a use of the word “or” in the at least one message; identify (e.g., using identifying unit 1516) a preceding word that appears immediately before the word “or”; and identify (e.g., using identifying unit 1516) a subsequent word that appears immediately

after the word “or”, wherein: enabling display of the plurality of suggested one or more characters comprises enabling display of at least the preceding word and the subsequent word.

[0242] In some embodiments, the processing unit 1504 is further configured to: determine (e.g., using determining unit 1508) the plurality of suggested one or more characters based on a
5 punctuation mark used in the at least one message.

[0243] In some embodiments, the processing unit 1504 is further configured to: determine (e.g., using determining unit 1508) whether the at least one message contains an interrogatory sentence; and, in accordance with a determination that the at least one message contains an interrogatory sentence, enable display (e.g., using display enabling unit 1506) of at least “yes”
10 and “no” as part of the plurality of suggested one or more characters.

[0244] In some embodiments, the processing unit 1504 is further configured to: determine (e.g., using determining unit 1508) the plurality of suggested one or more characters based on at least the identity of the first user.

[0245] In some embodiments, the processing unit 1504 is further configured to: identify
15 (e.g., using identifying unit 1516) the most-frequently-sent messages to the first user, wherein: enabling display of the plurality of suggested one or more characters comprises enabling display of the most-frequently-sent messages.

[0246] In some embodiments, the processing unit 1504 is further configured to: identify (e.g., using identifying unit 1516) the most-recently-sent messages to the first user, and wherein:
20 enabling display of the plurality of suggested one or more characters comprises enabling display of at least one of the most-recently-sent messages.

[0247] In some embodiments, the processing unit 1504 is further configured to: determine (e.g., using determining unit 1508) the plurality of suggested one or more characters based on at least a location of the first user.

[0248] In some embodiments, the processing unit 1504 is further configured to: determine
25 (e.g., using determining unit 1508) a location of the electronic device, and enable display (e.g.,

using display enabling unit 1506) of an affordance for sending the location as a message to the first user.

5 [0249] In some embodiments, the processing unit 1504 is further configured to: determine (e.g., using determining unit 1508) the plurality of suggested one or more characters based on at least one calendar entry stored in the electronic device.

[0250] In some embodiments, the processing unit 1504 is further configured to: obtain (e.g., using obtaining unit 1518) a calendar entry based on the message received from the first user; and enable display (e.g., using display enabling unit 1506) of an affordance for sending at least a portion of the obtained calendar entry as a message to the first user.

10 [0251] In some embodiments, the processing unit 1504 is further configured to: determine (e.g., using determining unit 1508) the plurality of suggested one or more characters based on at least an honorific used in the at least one message.

15 [0252] In some embodiments, the processing unit 1504 is further configured to: obtain (e.g., using obtaining unit 1518) a plurality of contact names stored on the electronic device; detect (e.g., using detecting unit 1510) the use of a contact name of the plurality of contact names in the at least one message; obtain (e.g., using obtaining unit 1518) contact information corresponding to the used contact name; and enable display (e.g., using display enabling unit 1506) of an affordance for sending at least a portion of the obtained contact information as a message to the second user.

20 [0253] In some embodiments, the processing unit 1504 is further configured to: enable display (e.g., using display enabling unit 1506) of an affordance for calling a phone number associated with the obtained contact information.

25 [0254] In some embodiments, the processing unit 1504 is further configured to: count (e.g., using counting unit 1520) the number of messages received from the first user within a time interval; and in accordance with a determination that the number exceeds a predetermined threshold, enable display (e.g., using display enabling unit 1506) of an affordance for calling the first user.

[0255] In some embodiments, the processing unit 1504 is further configured to: count (e.g., using counting unit 1520) the number of messages received from the first user within a time interval; and, in accordance with a determination that the number exceeds a predetermined threshold, enable display (e.g., using display enabling unit 1506) of an affordance for video conferencing the first user.

[0256] In some embodiments, the processing unit 1504 is further configured to: rank (e.g., using ranking unit 1522) the suggested one or more characters; and enable display (e.g., using display enabling unit 1506) of the top-ranked characters in the center most position among the displayed suggested one or more characters.

[0257] In some embodiments, the plurality of suggested one or more characters comprises a first word or phrase, a second word or phrase, and a third word or phrase. In some embodiments, the plurality of suggested one or more characters consists of a first word or phrase, a second word or phrase, and a third word or phrase. In some embodiments, the plurality of suggested one or more characters comprises at least one emoji. In some embodiments, the at least one message is the most-recently-received message from the first user.

[0258] The operations described above with reference to FIG. 10 are, optionally, implemented by components depicted in FIGS. 1A-1B or FIG. 15. For example, displaying operation 1002, determining operation 1004, and detecting operation 1008 may be implemented by event sorter 170, event recognizer 180, and event handler 190. Event monitor 171 in event sorter 170 detects a contact on touch-sensitive display 112, and event dispatcher module 174 delivers the event information to application 136-1. A respective event recognizer 180 of application 136-1 compares the event information to respective event definitions 186, and determines whether a first contact at a first location on the touch-sensitive surface corresponds to a predefined event or sub event, such as activation of an affordance on a user interface. When a respective predefined event or sub-event is detected, event recognizer 180 activates an event handler 190 associated with the detection of the event or sub-event. Event handler 190 may utilize or call data updater 176 or object updater 177 to update the application internal state 192. In some embodiments, event handler 190 accesses a respective GUI updater 178 to update what is displayed by the application. Similarly, it would be clear to a person having ordinary skill in

the art how other processes can be implemented based on the components depicted in FIGS. 1A-1B.

[0259] The foregoing description, for purpose of explanation, has been described with reference to specific embodiments. However, the illustrative discussions above are not intended
5 to be exhaustive or to limit the invention to the precise forms disclosed. Many modifications and variations are possible in view of the above teachings. The embodiments were chosen and described in order to best explain the principles of the invention and its practical applications, to thereby enable others skilled in the art to best utilize the invention and various embodiments with various modifications as are suited to the particular use contemplated.

CONCLUSIES

1. Werkwijze, omvattende:

5 het, op een elektronische inrichting met een aan-
raakgevoelig beeldscherm:

vertonen van een berichttranscript, waarbij
het berichttranscript tenminste één bericht van tenminste een
eerste gebruiker omvat;

10 tenminste gedeeltelijk op basis van het ten-
minste één bericht, vaststellen van een veelheid voorgestelde
één of meer tekens;

op het aanraakgevoelige beeldscherm vertonen
van de veelheid voorgestelde één of meer tekens;

15 detecteren van een invoer op het aanraakgevoe-
lige beeldscherm;

vaststellen of de invoer gebruikerkeuze verte-
genwoordigt van een van de veelheid voorgestelde één of meer
tekens; en

20 in overeenstemming met een vaststelling dat de
invoer gebruikerkeuze vertegenwoordigt van een van de veel-
heid voorgestelde één of meer tekens, vertonen van het
gekozen exemplaar uit de veelheid voorgestelde één of meer
tekens in het berichttranscript, waarbij de werkwijze verder
omvat:

25 het tellen van het aantal binnen een tijdinterval
van de eerste gebruiker ontvangen berichten; en

30 het in overeenstemming met een vaststelling dat het
aantal een vooraf bepaalde drempelwaarde overschrijdt, verto-
nen van een handelingsmogelijkheid voor het opbellen van de
eerste gebruiker.

2. Werkwijze volgens conclusie 1, bovendien omvat-
tend:

het tellen van het aantal binnen een tijdin-
terval van de eerste gebruiker ontvangen berichten; en

5 in overeenstemming met een vaststelling dat
het aantal een vooraf bepaalde drempelwaarde overschrijdt,
vertonen van een handelingsmogelijkheid voor videovergaderen
aan de eerste gebruiker.

10 3. Werkwijze volgens een van de conclusies 1 of 2,
bovendien omvattend:

het detecteren van een tweede invoer op het
aanraakgevoelige beeldscherm, waarbij de tweede invoer ge-
bruikerkeuze vertegenwoordigt van een handelingsmogelijkheid
15 van bevestiging; en

in reactie op het detecteren van de tweede in-
voer, de gekozen één of meer tekens naar de eerste gebruiker
verzenden.

20 4. Werkwijze volgens een van de conclusies 1 tot en
met 3, bovendien omvattend:

het vertonen van een virtueel toetsenbord,
waarbij het virtuele toetsenbord een aantal tekentoetsen om-
vat;

25 het detecteren van toetsenbordinvoer die een
of meer contacten op het virtuele toetsenbord vertegenwoor-
digt; en

in reactie op het detecteren van de toets-
nordinvoer:

30 stoppen met het vertonen van de veelheid
voorgestelde één of meer tekens; en

in het derde gebied, vertonen van auto-correctie-informatie op basis van de toetsenbord invoer.

5. Werkwijze volgens een van de conclusies 1 tot en met 4, bovendien omvattend:

het vaststellen van de veelheid voorgestelde een of meer tekens op basis van tenminste één in het tenminste één bericht gebruikt woord.

6. Werkwijze volgens een van de conclusies 1 tot en met 5, bovendien omvattend:

het identificeren van een gebruik van het woord "of" in het tenminste één bericht;

15 het identificeren van een voorafgaand woord dat direct voor het woord "of" verschijnt; en

het identificeren van een opvolgend woord dat direct na het woord "of" verschijnt, waarbij:

20 het vertonen van de veelheid van voorgestelde één of meer tekens het vertonen van tenminste het voorgaande woord en het opvolgende woord omvat.

7. Werkwijze volgens een van de conclusies 1 tot en met 6, bovendien omvattend:

25 het vaststellen van de veelheid voorgestelde één of meer tekens op basis van een in het tenminste één bericht gebruikt interpunctieteken.

8. Werkwijze volgens een van de conclusies 1 tot en met 7, bovendien omvattend:

30 het vaststellen of het tenminste één bericht een ondervragende zin omvat; en

in overeenstemming met een vaststelling dat het tenminste één bericht een ondervragende zin omvat, vertonen van tenminste "ja" en "nee" als deel van de veelheid voorgestelde een of meer tekens.

5

9. Werkwijze volgens een van de conclusies 1 tot en met 8, bovendien omvattend:

het vaststellen van de veelheid voorgestelde één of meer tekens op basis van tenminste de identiteit van de eerste gebruiker.

10

10. Werkwijze volgens conclusie 9, bovendien omvattend:

het identificeren van de meest-frequent-verzonden berichten naar de eerste gebruiker, waarbij:

15

het vertonen van de veelheid voorgestelde één of meer tekens het vertonen van de meest-frequent-verzonden berichten omvat.

20

11. Werkwijze volgens conclusie 10, bovendien omvattend:

het identificeren van de meest-recent-verzonden berichten naar de eerste gebruiker, en waarbij:

25

het vertonen van de veelheid voorgestelde één of meer tekens het vertonen van tenminste één van de meest-recent-verzonden berichten omvat.

12. Werkwijze volgens een van de conclusies 1-11, bovendien omvattend:

het vaststellen van de veelheid voorgestelde één of meer tekens op basis van tenminste een locatie van de eerste gebruiker.

5 13. Werkwijze volgens een van de conclusies 1 tot en met 12, bovendien omvattend:

 het vaststellen van een locatie van de elektronische inrichting, en

 het vertonen van een handelingsmogelijkheid
10 voor het verzenden van de locatie in de vorm van een bericht naar de eerste gebruiker.

 14. Werkwijze volgens een van de conclusies 1 tot en met 13, bovendien omvattend:

15 het vaststellen van de veelheid voorgestelde een of meer tekens op basis van tenminste één kalenderinvoer die in de elektronische inrichting is opgeslagen.

 15. Werkwijze volgens een van de conclusies 1 tot en met 14, bovendien omvattend:

 het verkrijgen van een kalenderinvoer op basis van het van de eerste gebruiker ontvangen bericht; en

 het vertonen van een handelingsmogelijkheid voor het verzenden van tenminste een gedeelte van de verkregen kalenderinvoer in de vorm van een bericht aan de eerste
25 gebruiker.

 16. Werkwijze volgens een van de conclusies 1 tot en met 15, bovendien omvattend:

het vaststellen van de veelheid voorgestelde één of meer tekens op basis van tenminste een beleefdheidstittel die is gebruikt in het tenminste één bericht.

5 17. Werkwijze volgens een van de conclusies 1 tot en met 16, bovendien omvattend:

 het verkrijgen van een veelheid in de elektronische inrichting opgeslagen contactnamen;

 het detecteren van het gebruik van een contactnaam uit de veelheid contactnamen in het tenminste één bericht;

 het verkrijgen van de contactinformatie die overeenstemt met de gebruikte contactnaam; en

 het vertonen van een handelingsmogelijkheid voor het verzenden van tenminste een gedeelte van de verkregen contactinformatie in de vorm van een bericht aan de tweede gebruiker.

20 18. Werkwijze volgens conclusie 17, bovendien omvattend:

 het vertonen van een handelingsmogelijkheid voor het bellen van een telefoonnummer dat is geassocieerd met de verkregen contactinformatie.

25 19. Werkwijze volgens een van conclusies 1 tot en met 18, bovendien omvattend:

 het rangschikken van de voorgestelde een of meer tekens; en

 het vertonen van de hoogst gerangschikte tekens in de middelste positie temidden van de getoonde voorgestelde één of meer tekens.

20. Werkwijze volgens een van conclusies 1 tot en met 19, waarbij de veelheid voorgestelde één of meer tekens een eerste woord of zinsdeel omvat, een tweede woord of zins-
 5 deel, en een derde woord of zinsdeel.

21. Werkwijze volgens een van conclusies 1 tot en met 19, waarbij de veelheid voorgestelde één of meer tekens bestaat uit een eerste woord of zinsdeel, een tweede woord of
 10 zinsdeel, en een derde woord of zinsdeel.

22. Werkwijze volgens een van de conclusies 1 tot en met 19, waarbij de veelheid voorgestelde één of meer tekens tenminste één emoji omvat.
 15

23. Werkwijze volgens een van de conclusies 1 tot en met 22, waarbij het tenminste één bericht het meest-recent-ontvangen bericht van de eerste gebruiker is.

20 24. Non-vluchtig voor een computer leesbaar opslagmedium waarop één of meer programma's zijn opgeslagen, waarbij de één of meer opgeslagen programma's instructies omvatten die, wanneer deze worden uitgevoerd door een of meer verwerkingseenheden van een elektronische inrichting met een
 25 aanraakgevoelig beeldscherm, ervoor zorgen dat de elektronische inrichting:

een berichttranscript vertoont, waarbij het berichttranscript tenminste één bericht van tenminste een eerste gebruiker omvat;

tenminste gedeeltelijk op basis van het ten-
minste één bericht, een veelheid van voorgestelde één of meer
tekens vaststelt;

op het aanraakgevoelige beeldscherm, de veel-
5 heid voorgestelde één of meer tekens vertoont;

een invoer op het aanraakgevoelige beeldscherm
detecteert;

vaststelt of de invoer gebruikerkeuze verte-
genwoordigt van één van de veelheid voorgestelde één of meer
10 tekens; en

in overeenstemming met een vaststelling dat de
invoer gebruikerkeuze vertegenwoordigt van één van de veel-
heid voorgestelde één of meer tekens, het gekozen exemplaar
vertoont van de veelheid voorgestelde één of meer tekens in
15 het berichttranscript.

25. Elektronische inrichting, omvattend:

een aanraakgevoelig beeldscherm;

één of meer verwerkingseenheden;

20 een geheugen; en

één of meer programma's, waarbij de één of
meer programma's in het geheugen zijn opgeslagen en ingericht
om te worden uitgevoerd door de één of meer verwerkingseenhe-
den, waarbij de één of meer programma's instructies omvatten
25 voor:

het vertonen van een berichttranscript, waar-
bij het berichttranscript tenminste één bericht omvat van
tenminste een eerste gebruiker;

het, tenminste gedeeltelijk op basis van het
30 tenminste één bericht, vaststellen van een veelheid van voor-
gestelde één of meer tekens;

het, op het aanraakgevoelige beeldscherm, vertonen van de veelheid van voorgestelde één of meer tekens;

het detecteren van een invoer op het aanraakgevoelige beeldscherm;

5 het vaststellen of de invoer gebruikerkeuze vertegenwoordigt van één van de veelheid voorgestelde één of meer tekens; en

10 het, in overeenstemming met een vaststelling dat de invoer gebruikerskeuze vertegenwoordigt van één van de veelheid voorgestelde één of meer tekens, vertonen van het gekozen exemplaar van de veelheid van voorgestelde een of meer tekens in het berichttranscript.

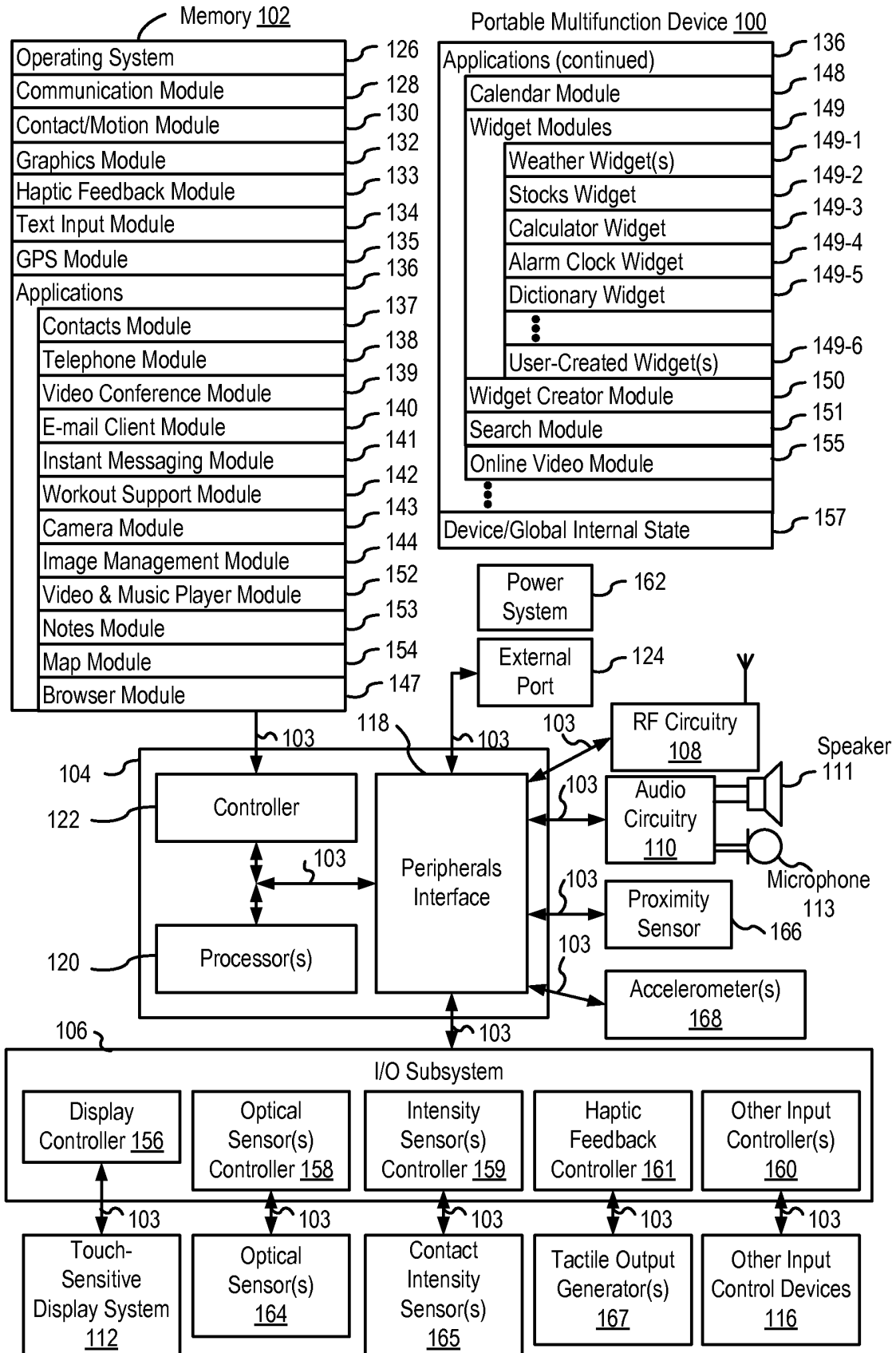


FIG. 1A

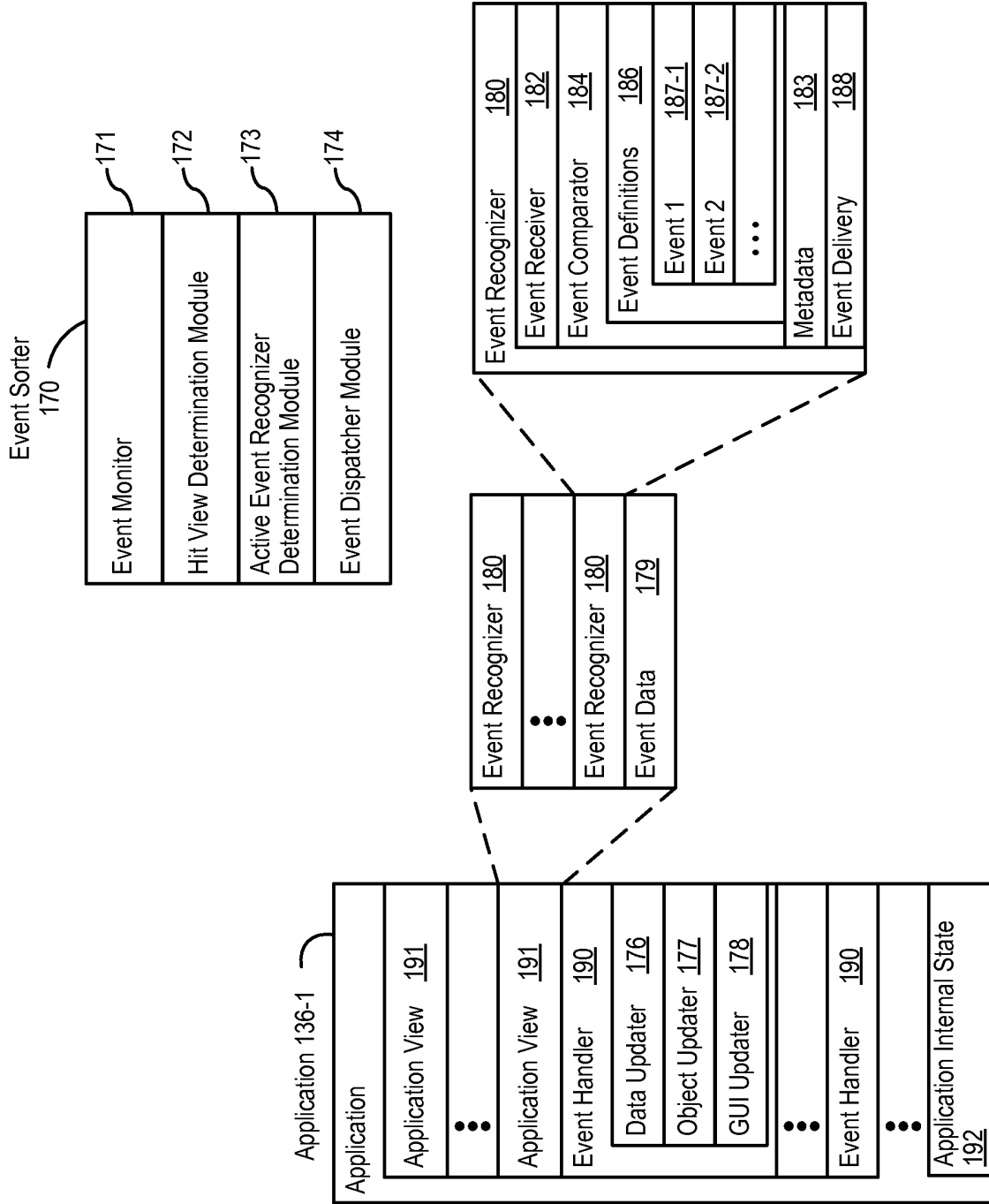


FIG. 1B

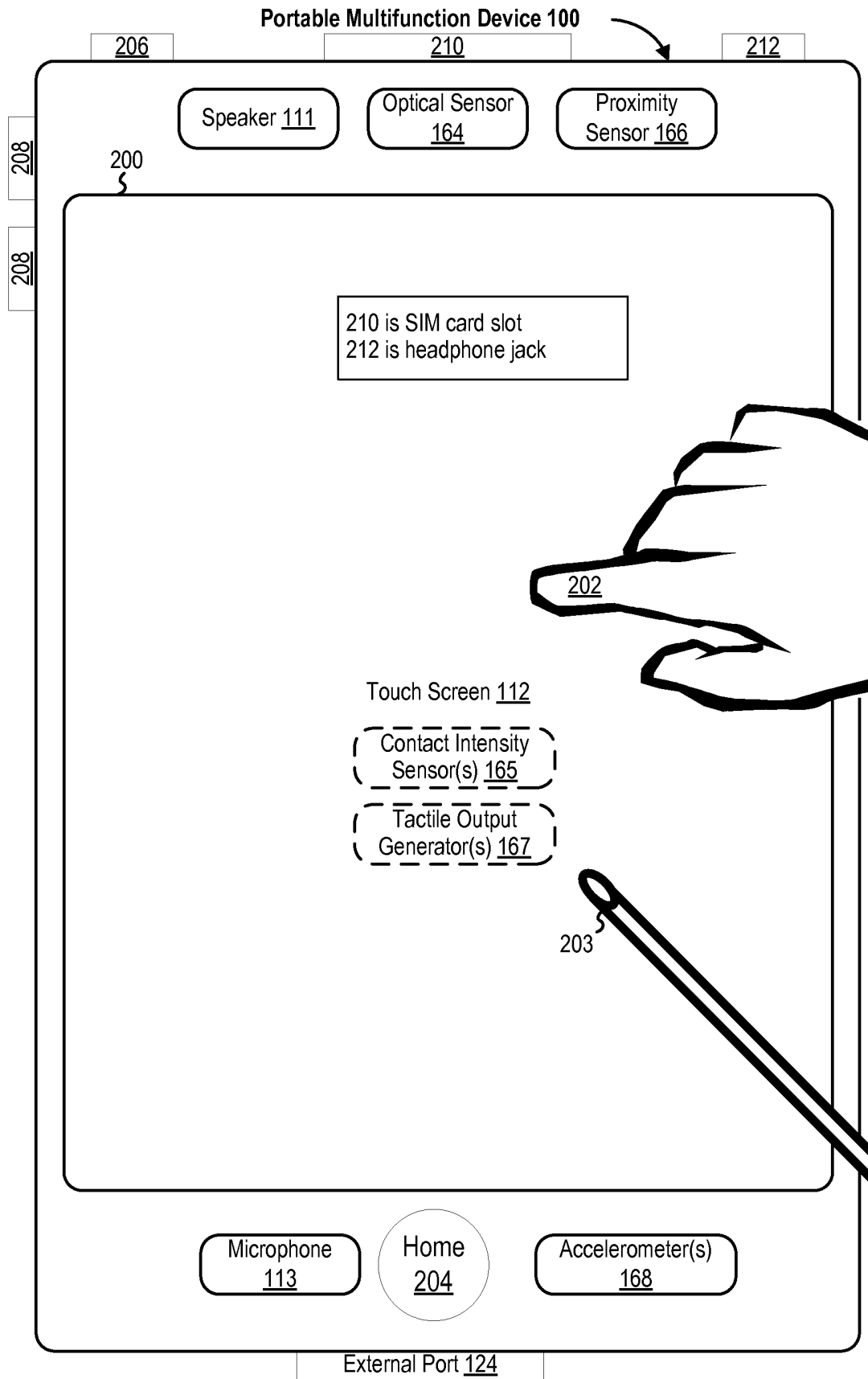


FIG. 2

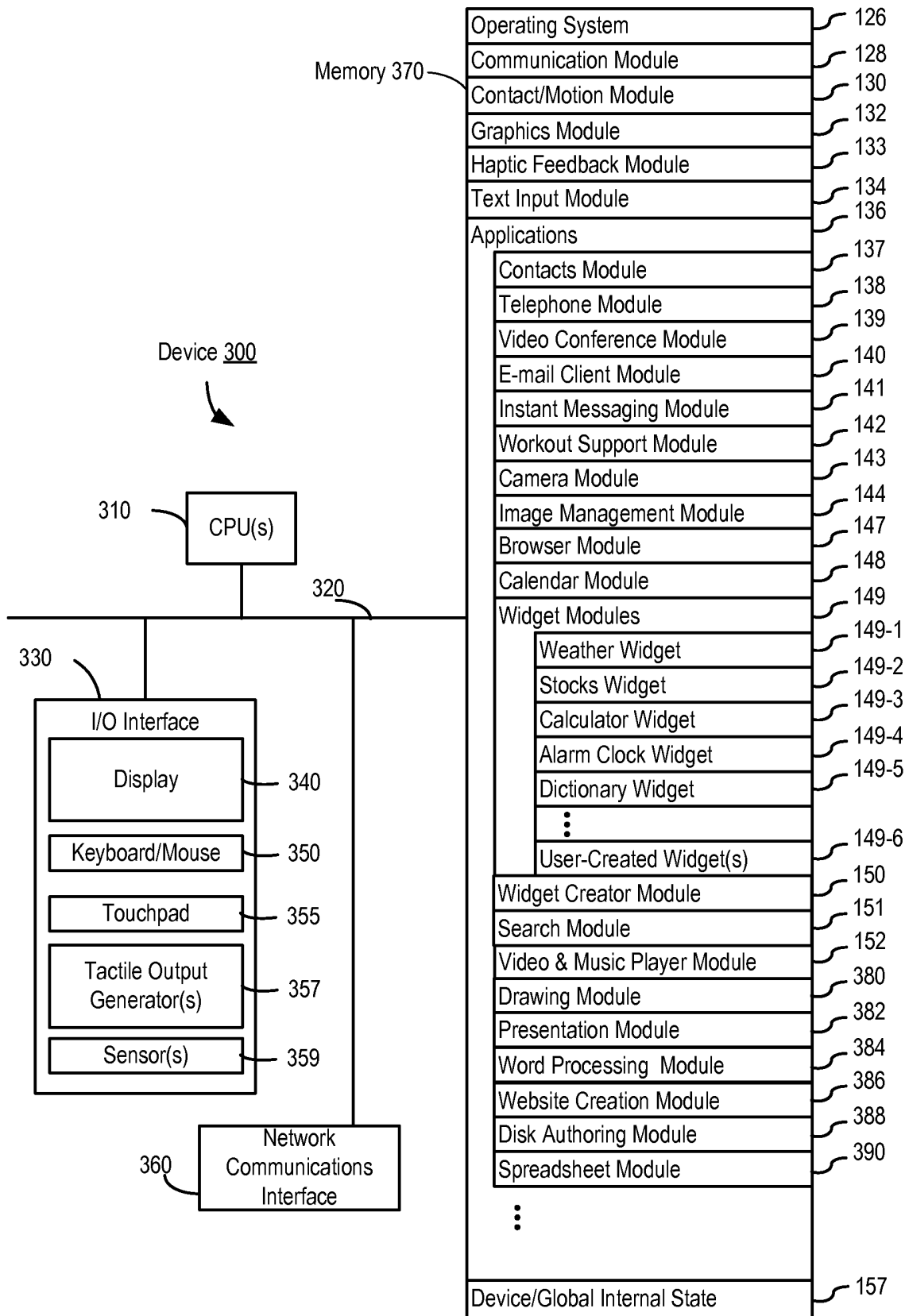


FIG. 3

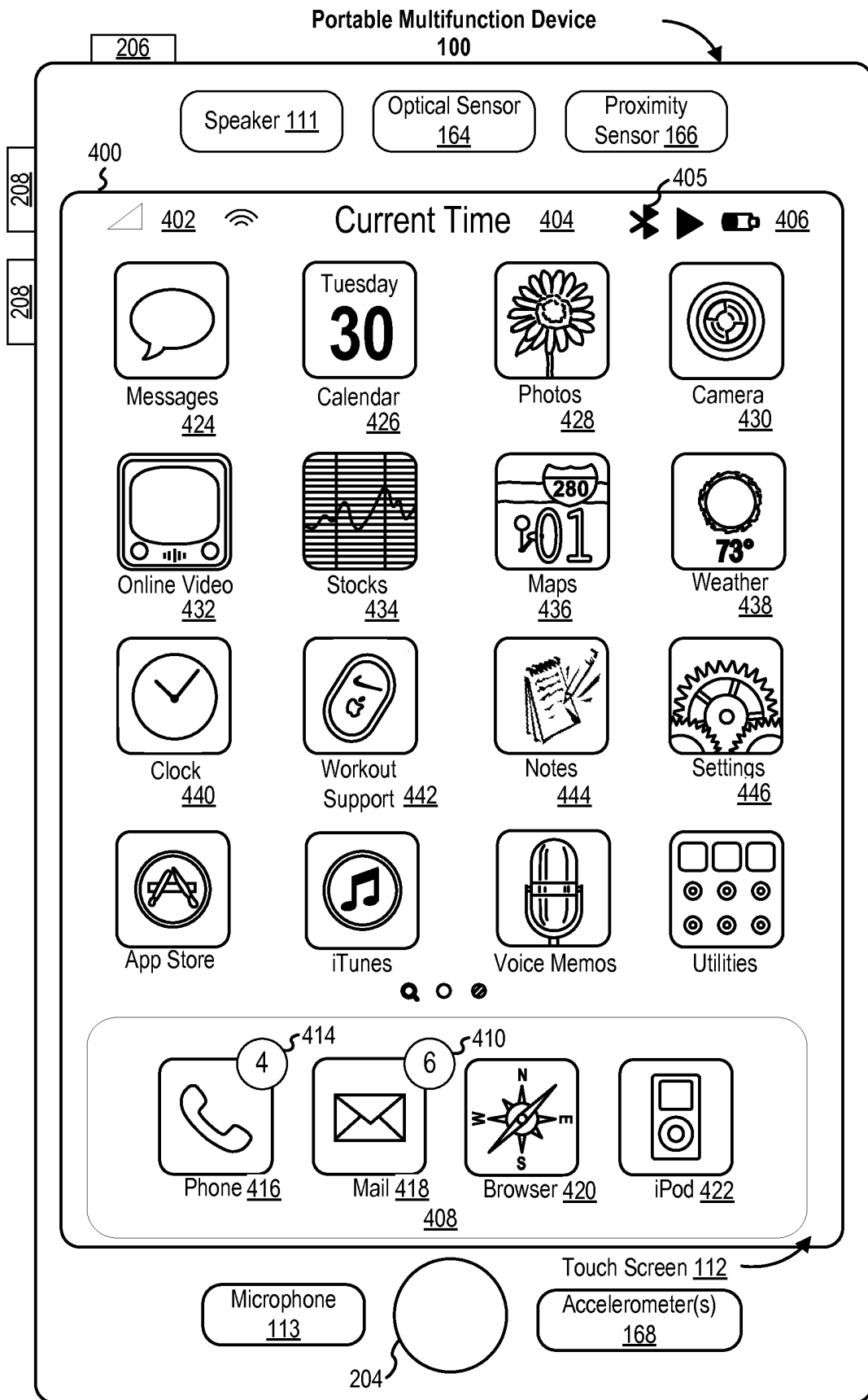


FIG. 4A

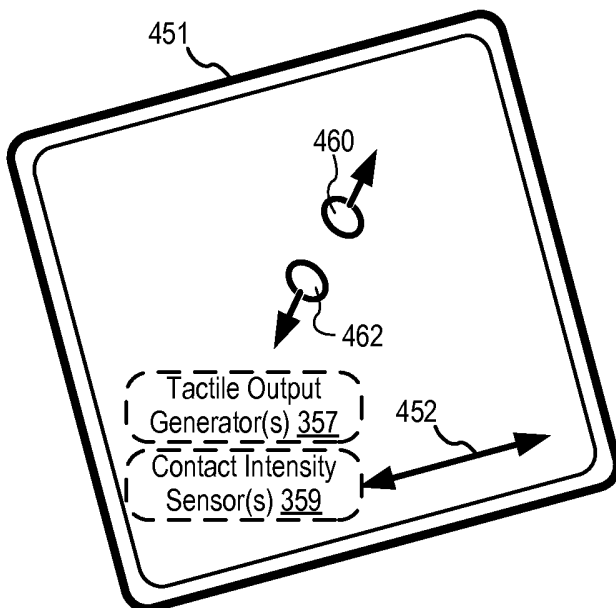
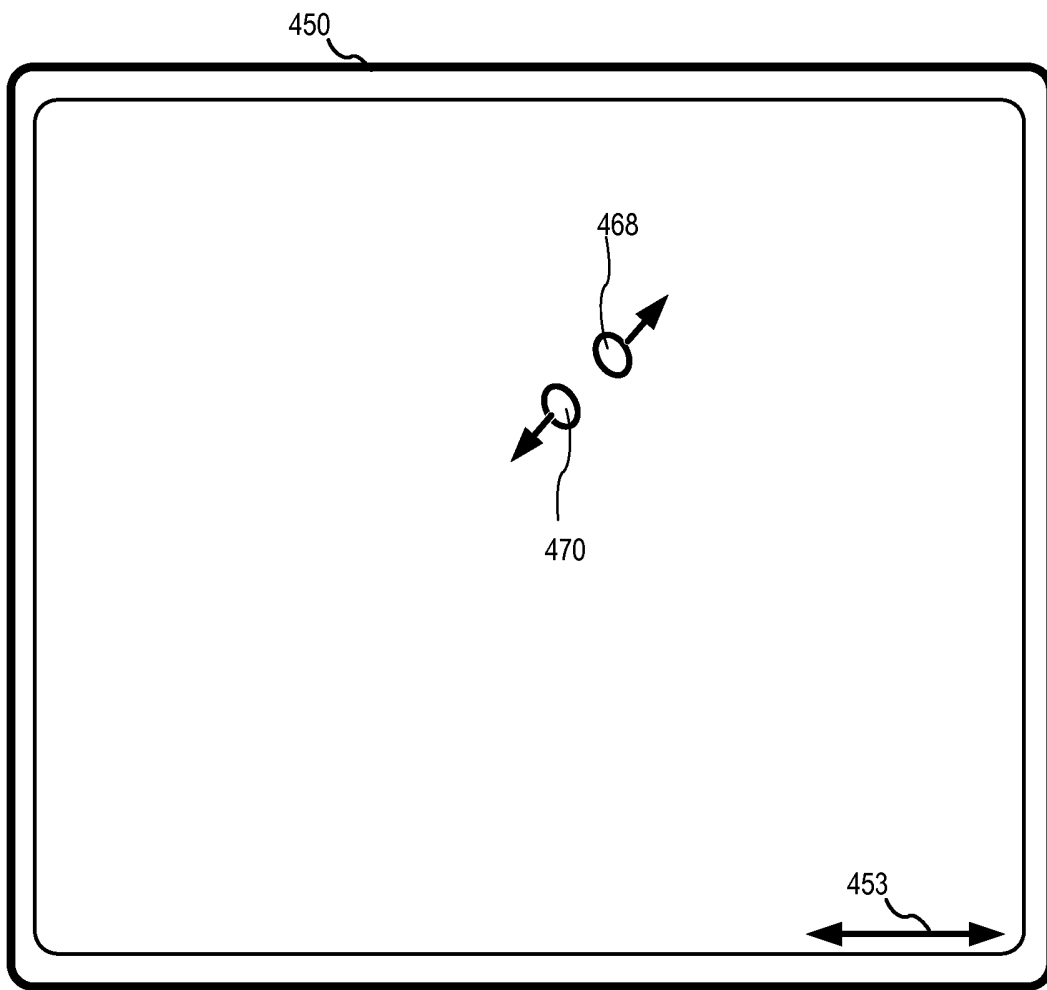


FIG. 4B

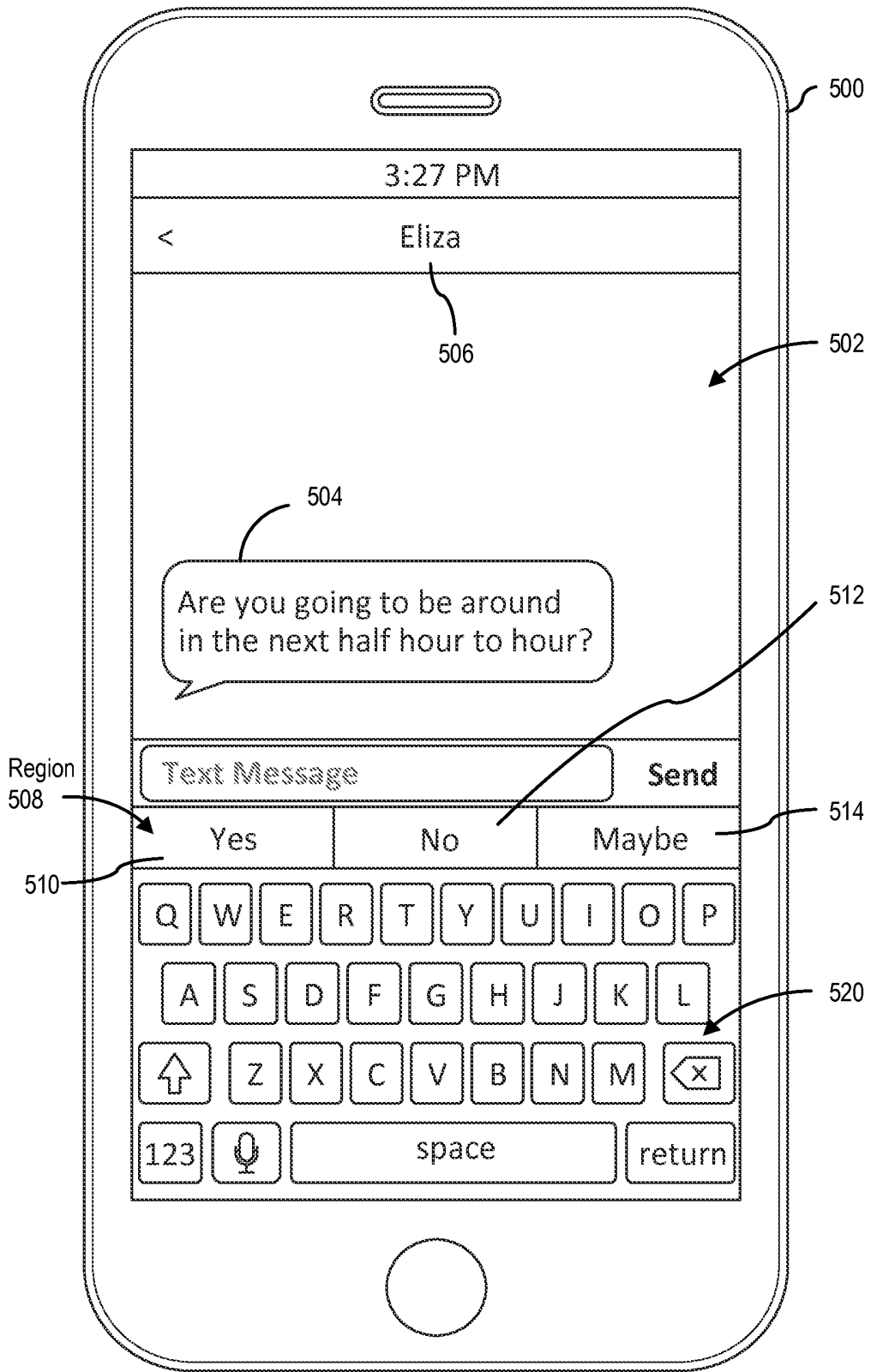


FIG. 5A

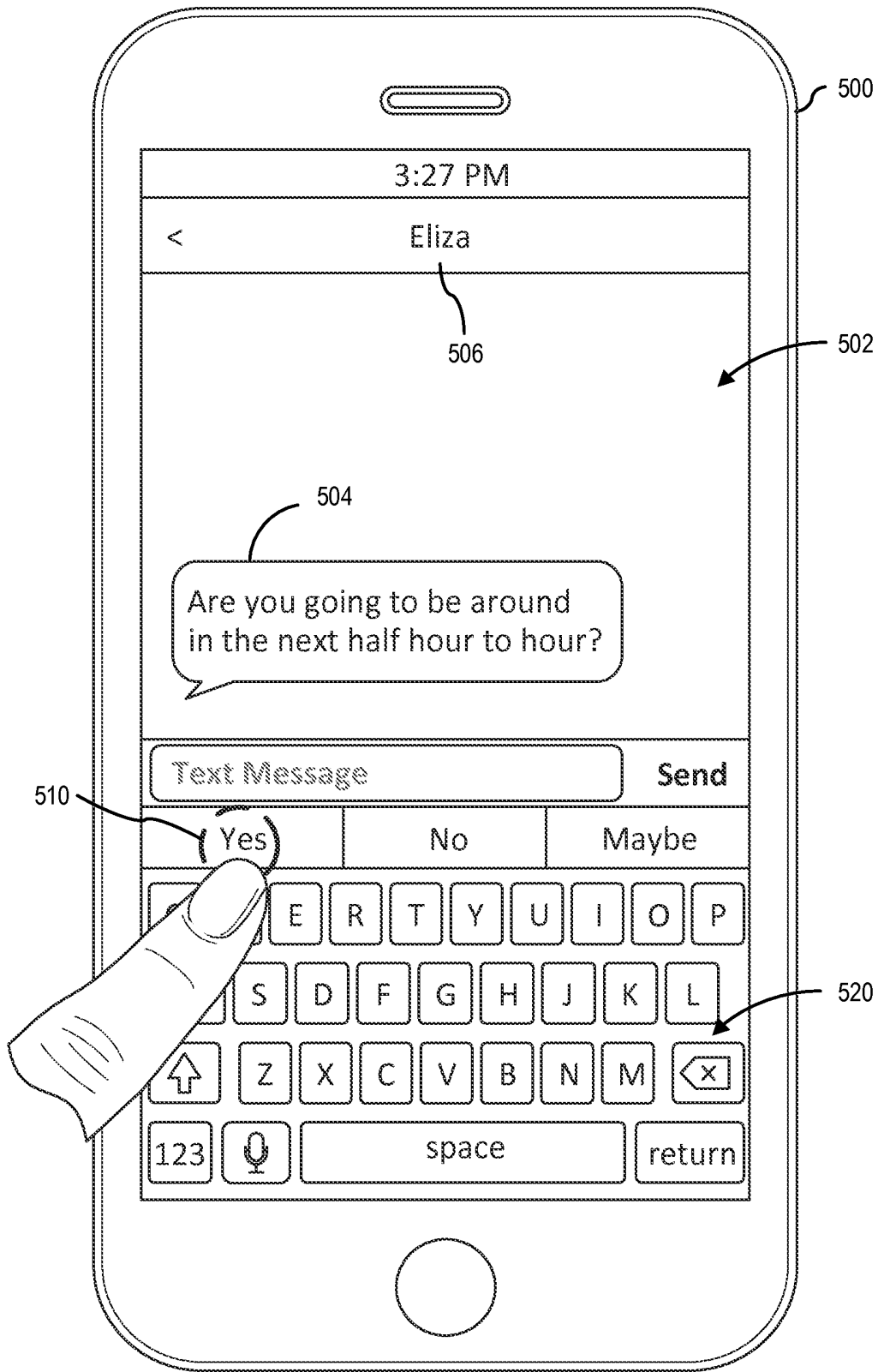


FIG. 5B

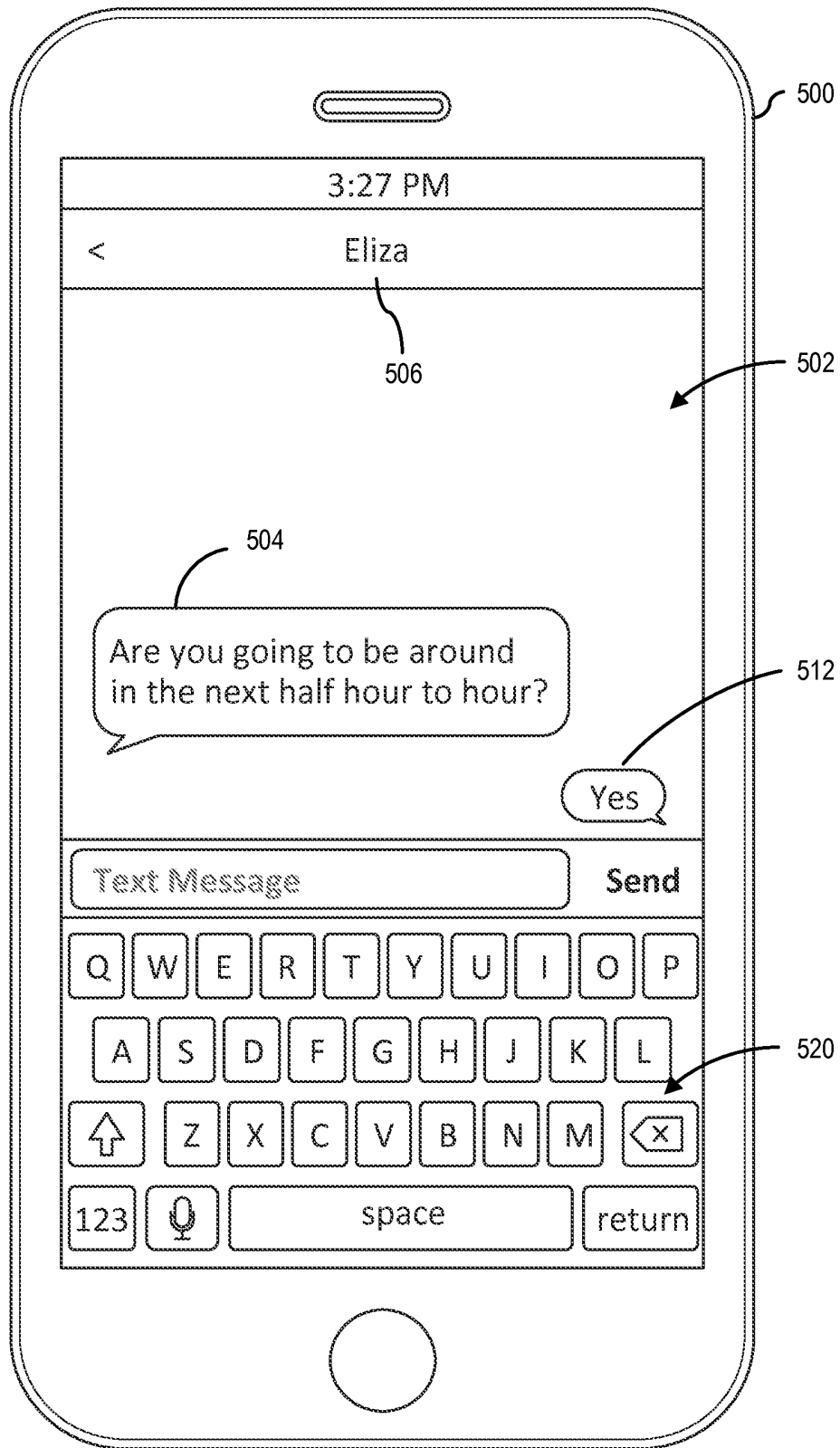


FIG. 5C

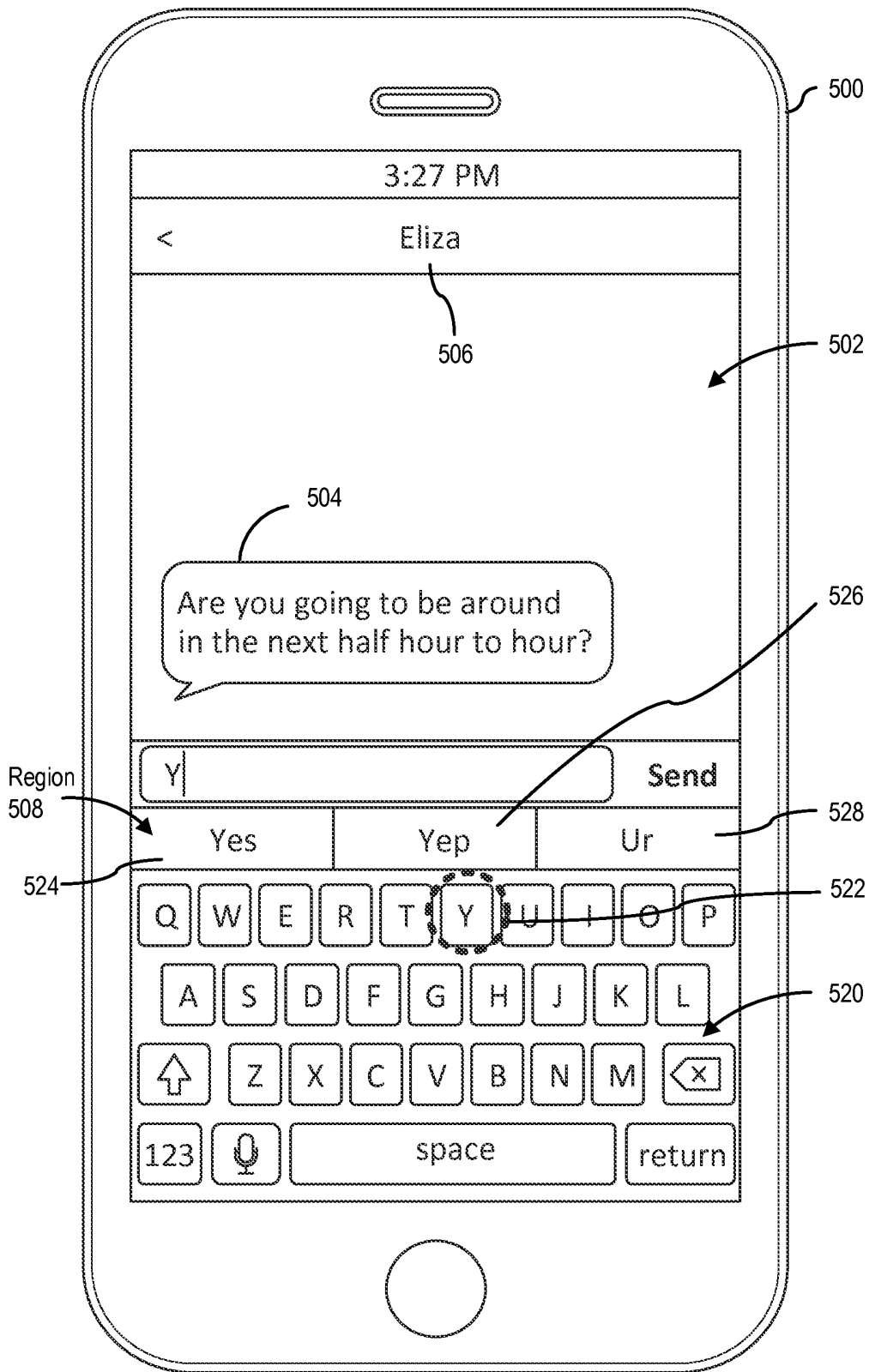


FIG. 5D

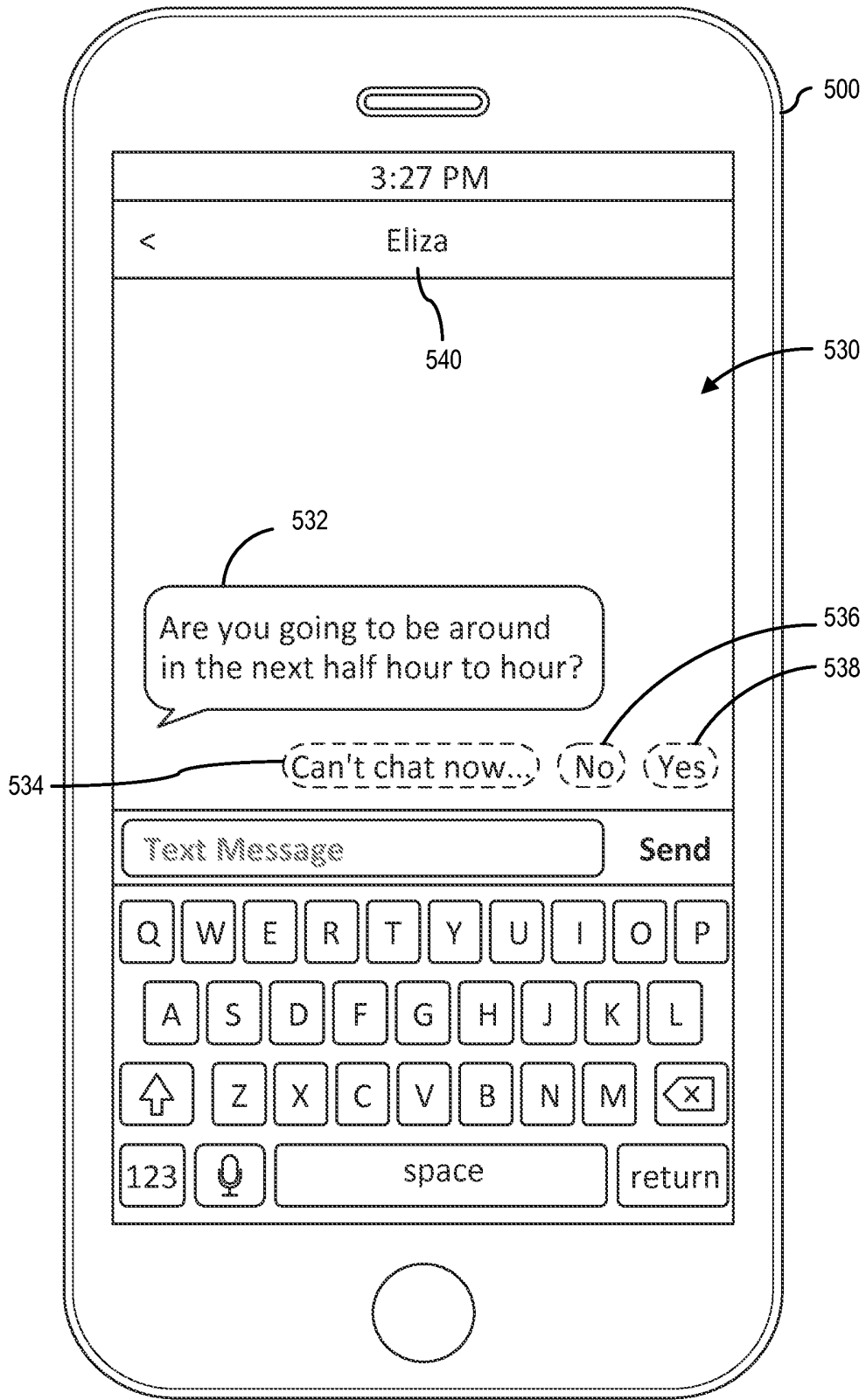


FIG. 5E

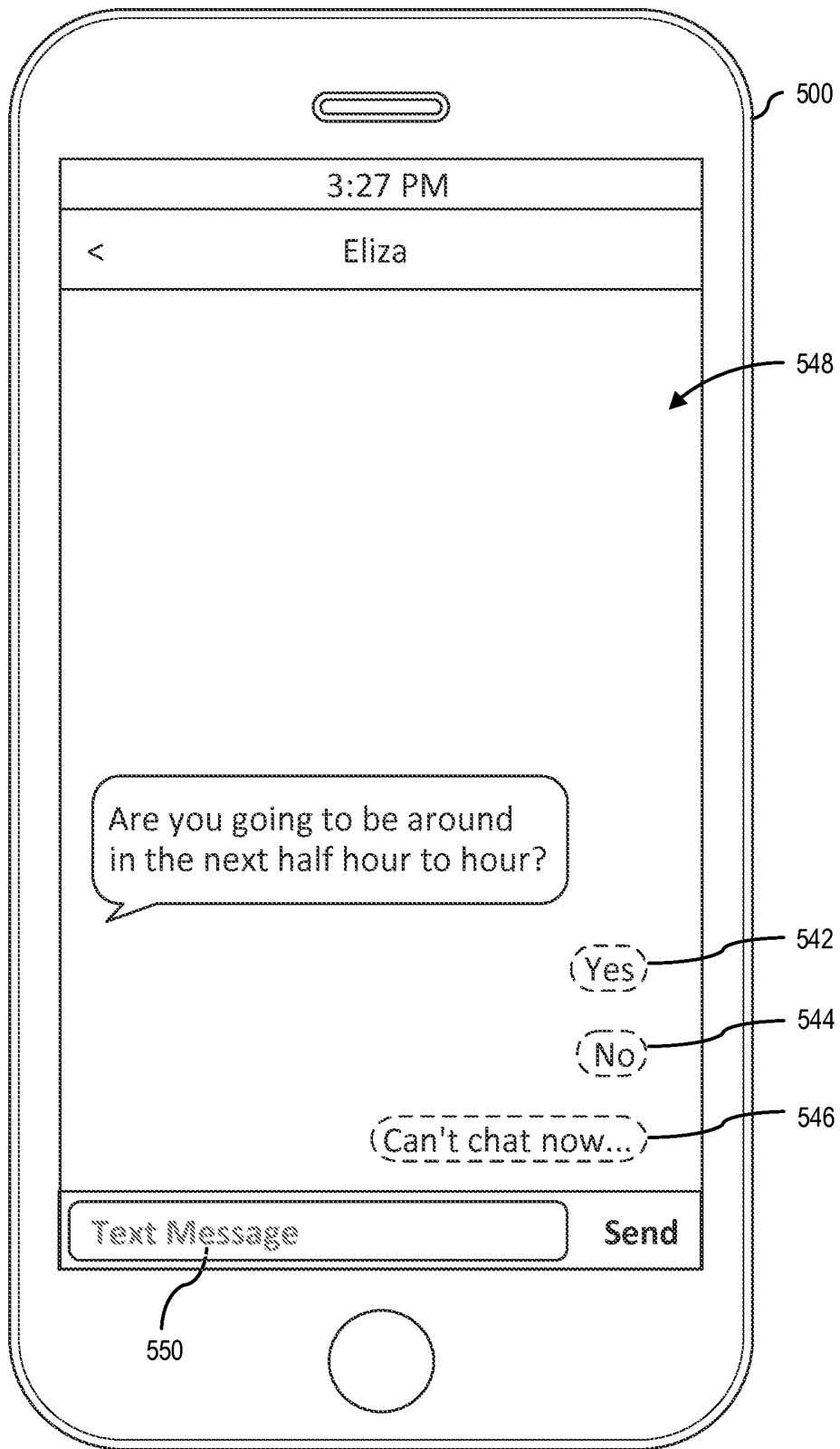


FIG. 5F

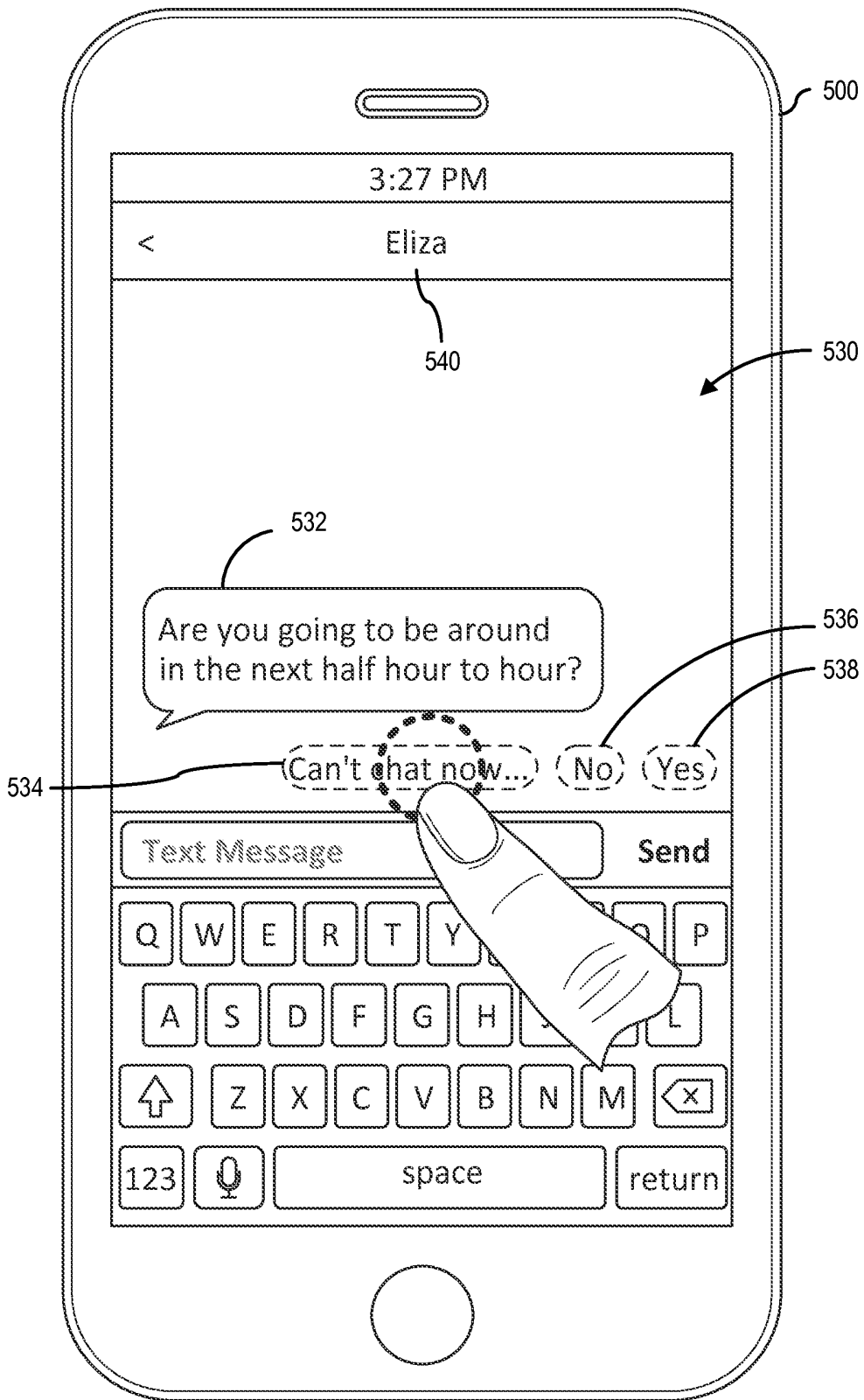


FIG. 5G

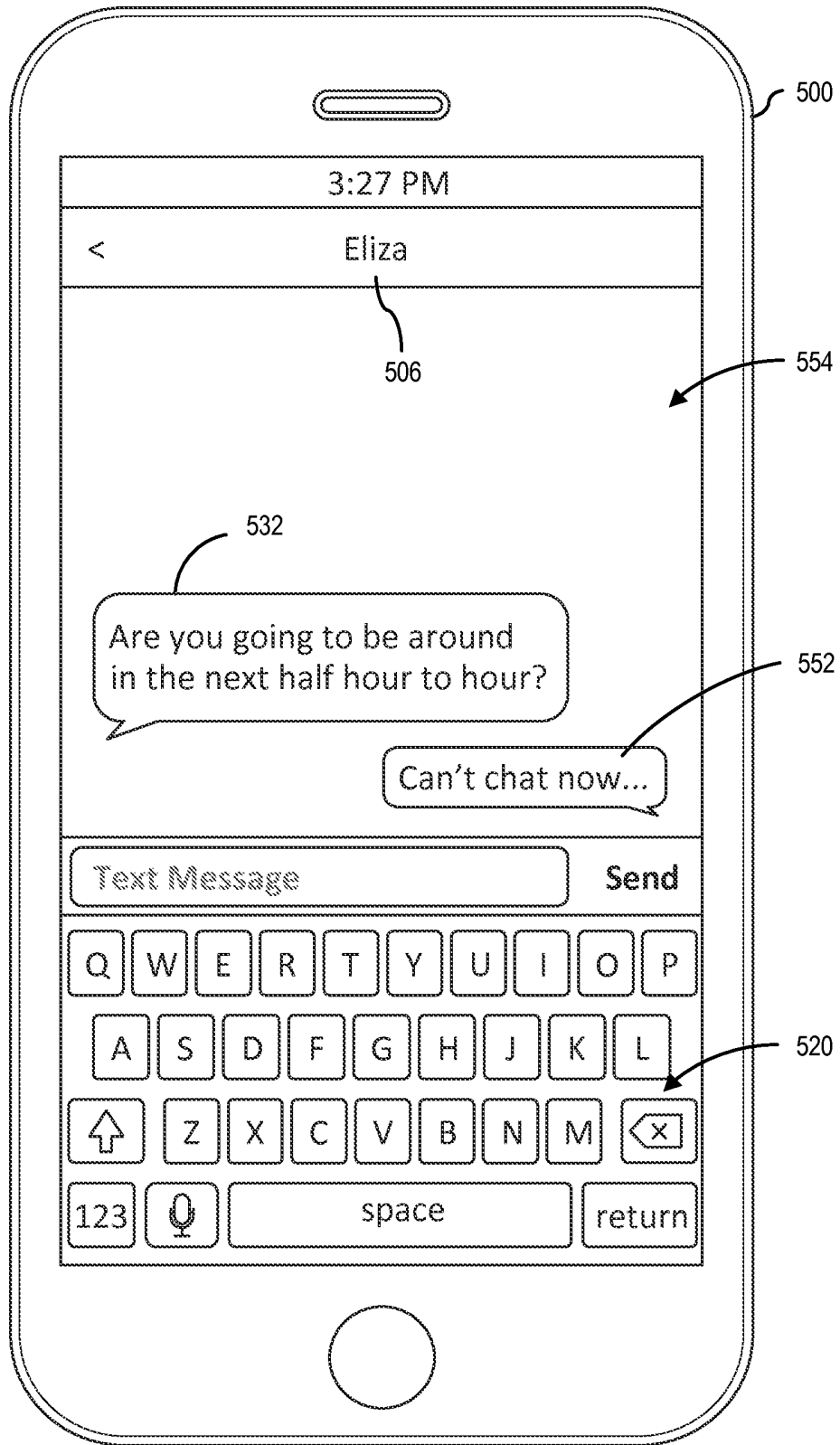


FIG. 5H

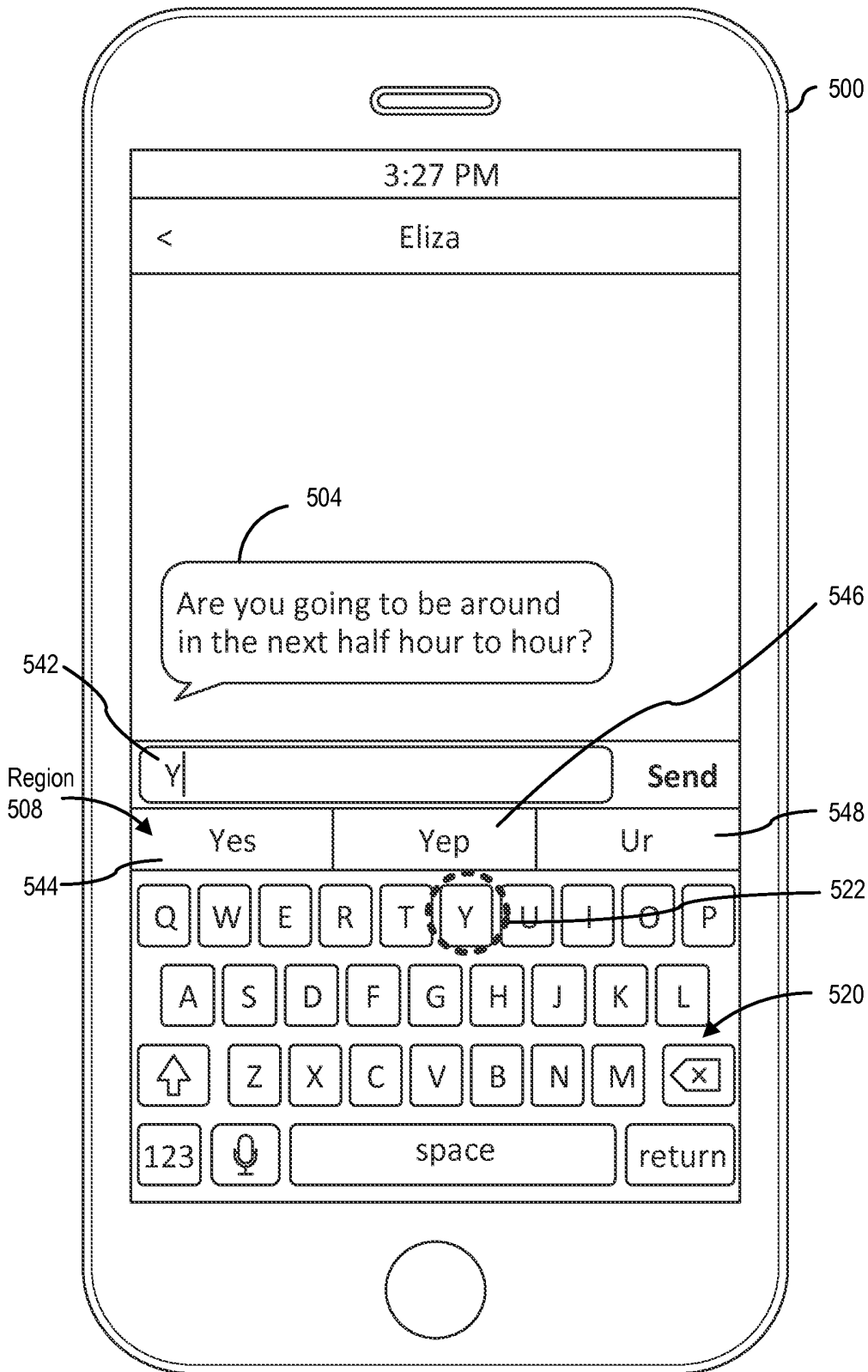


FIG. 5I

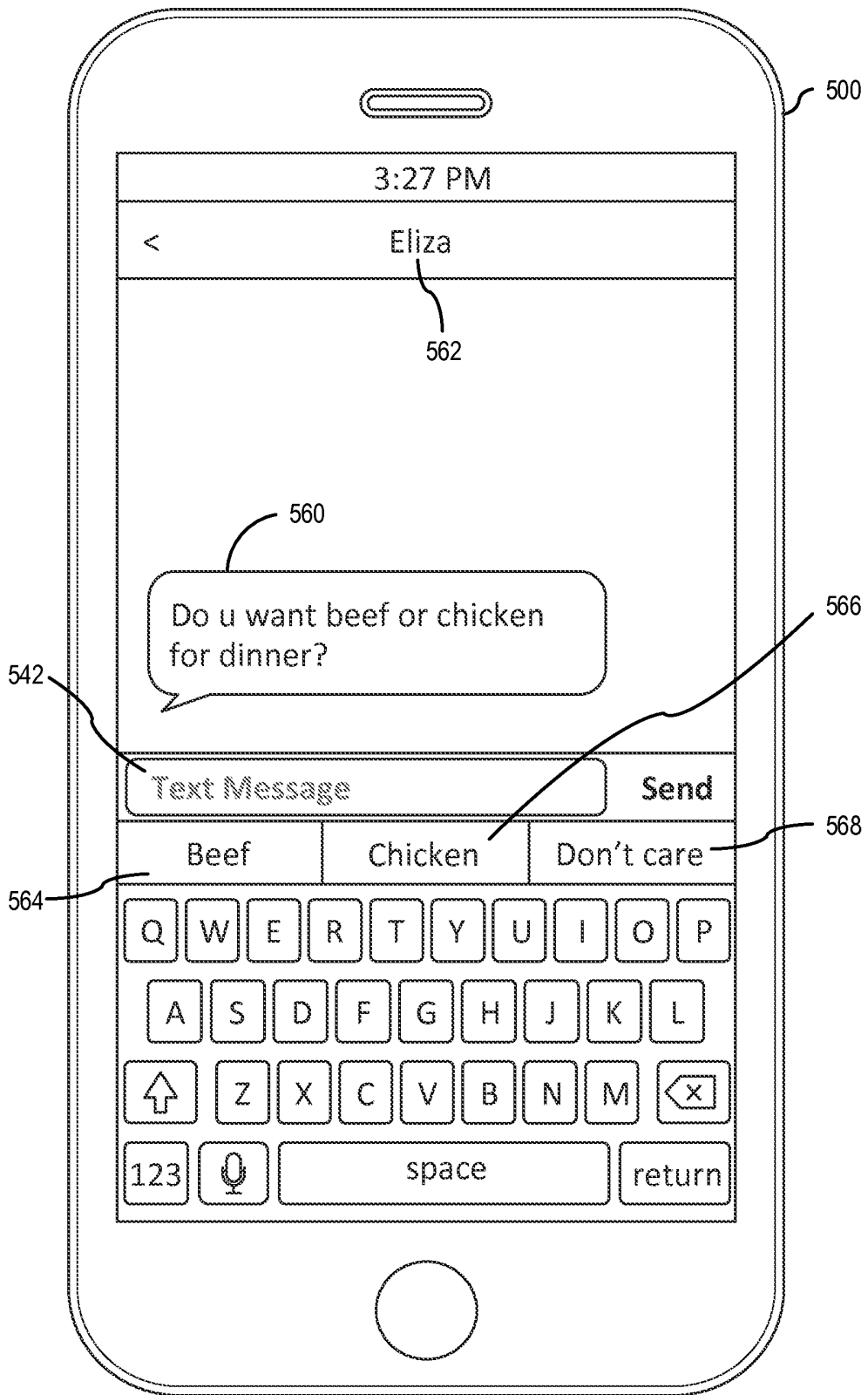


FIG. 5J

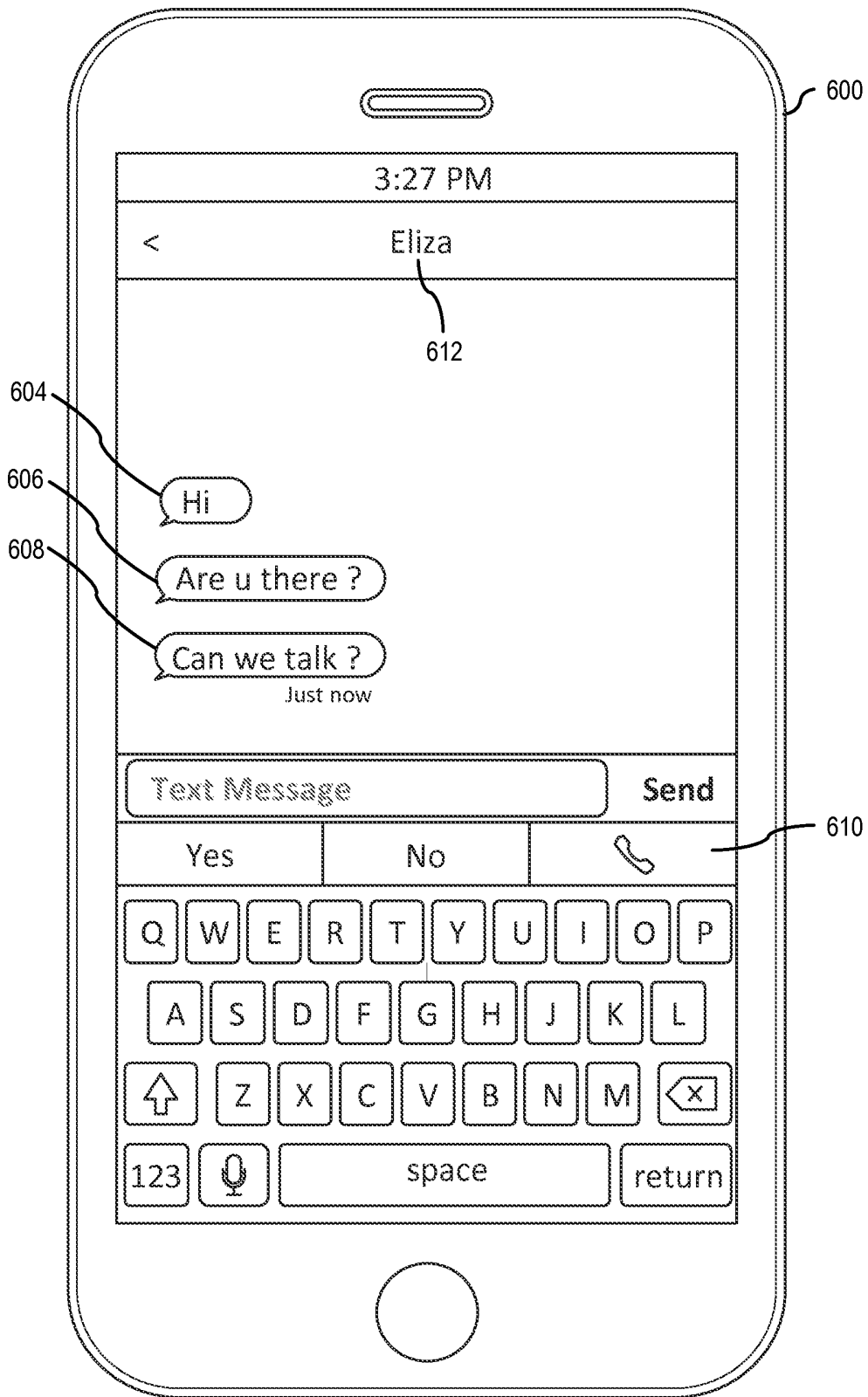


FIG. 6A

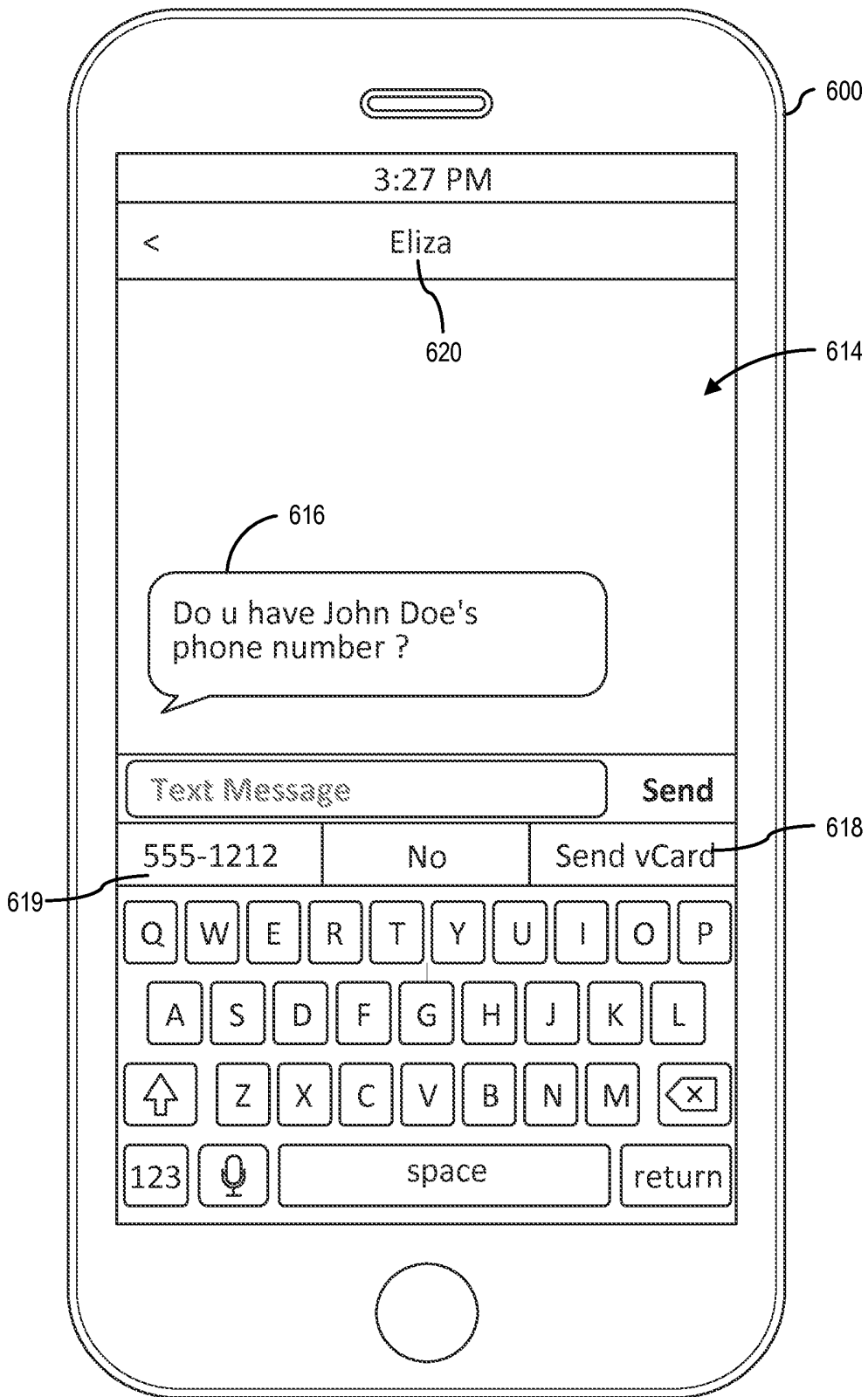


FIG. 6B

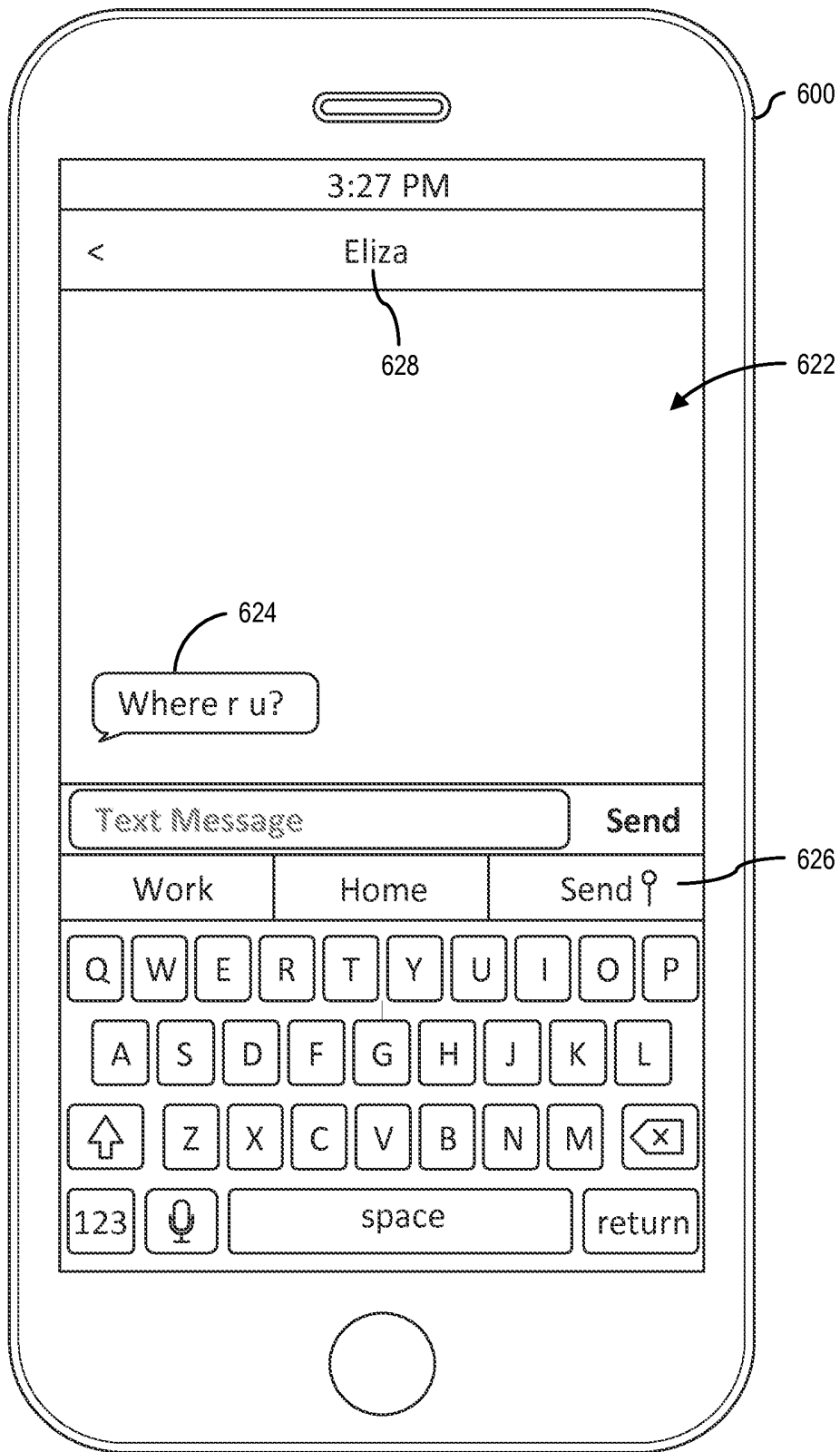


FIG. 6C

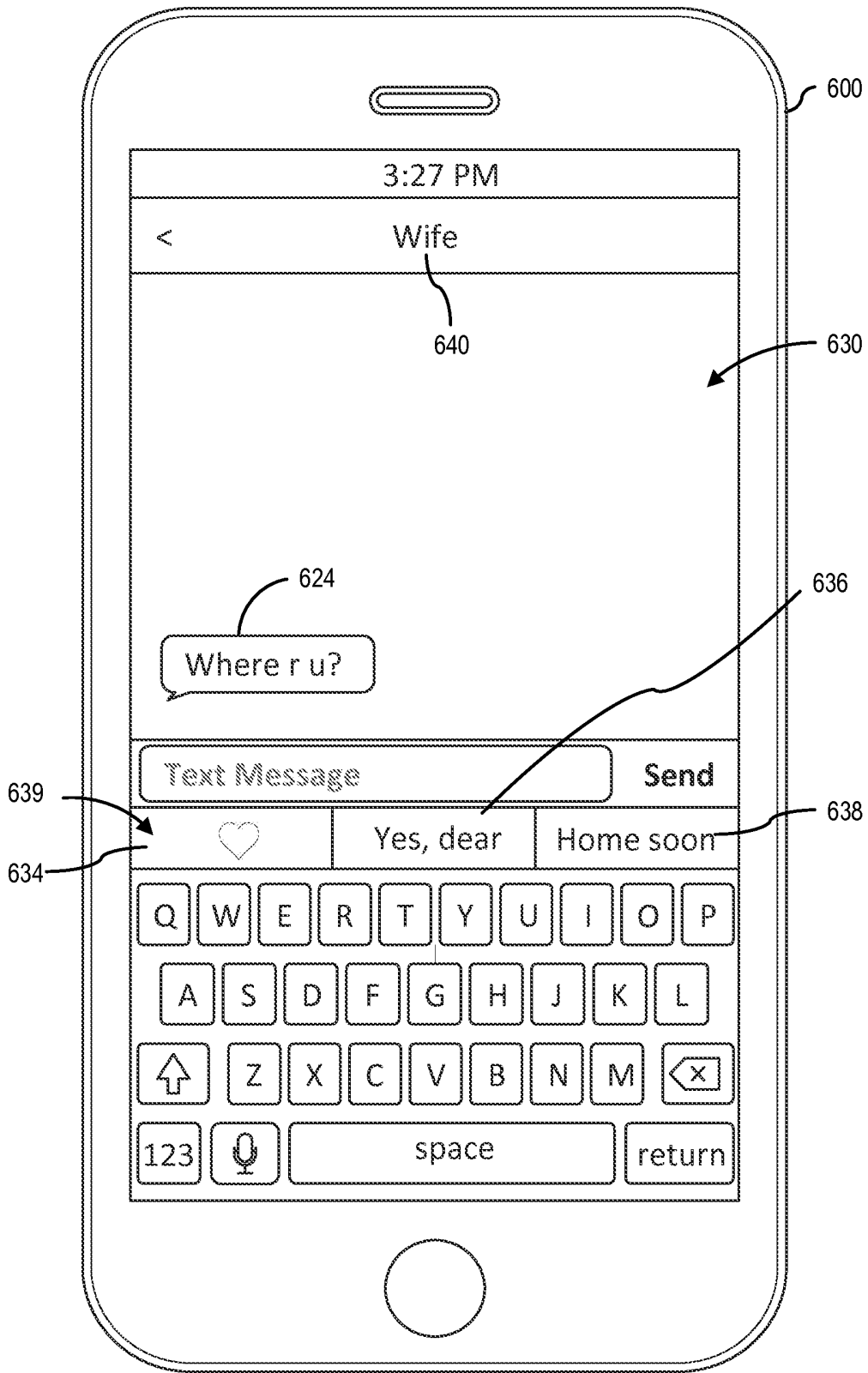


FIG. 6D

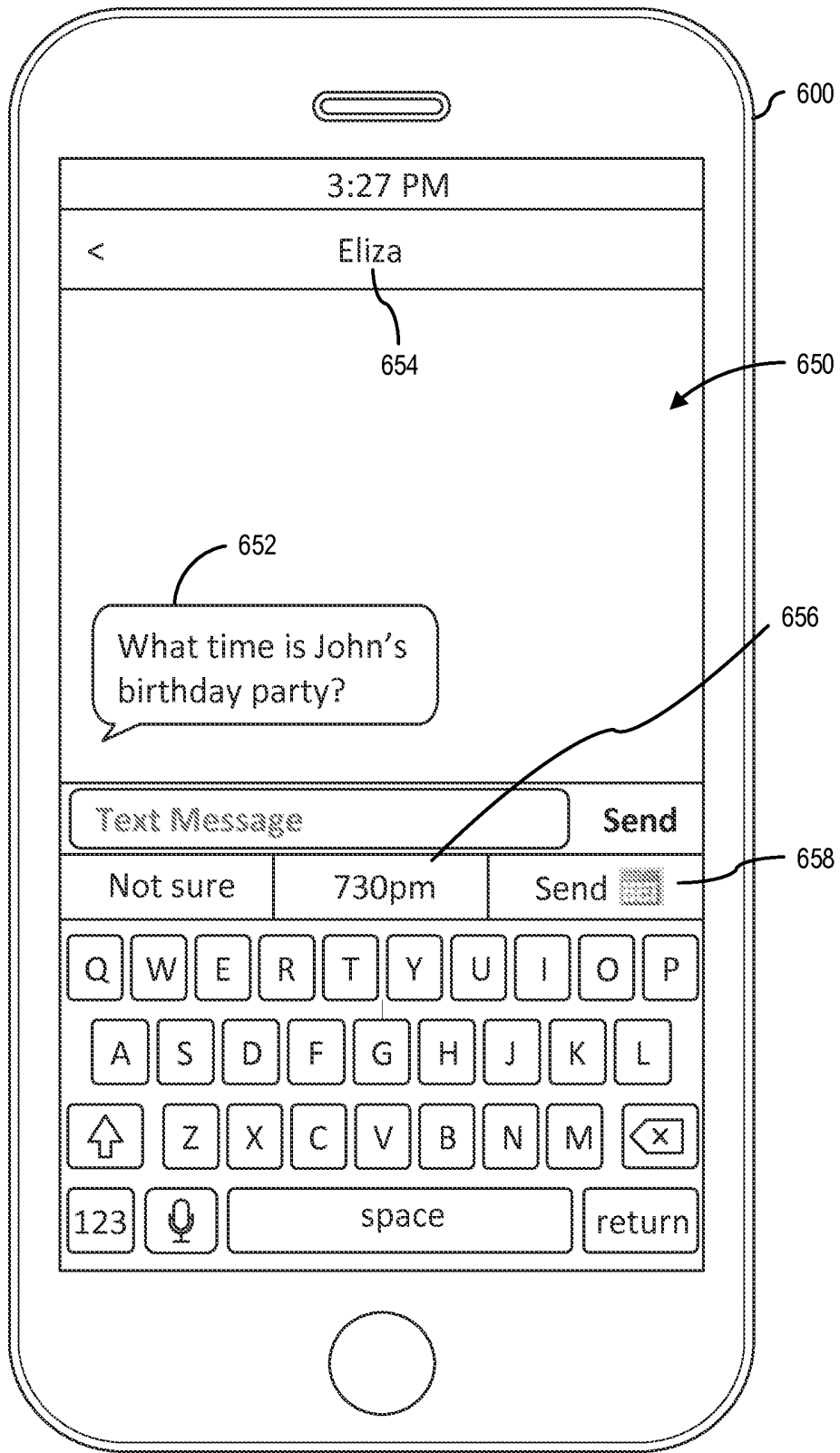


FIG. 6E

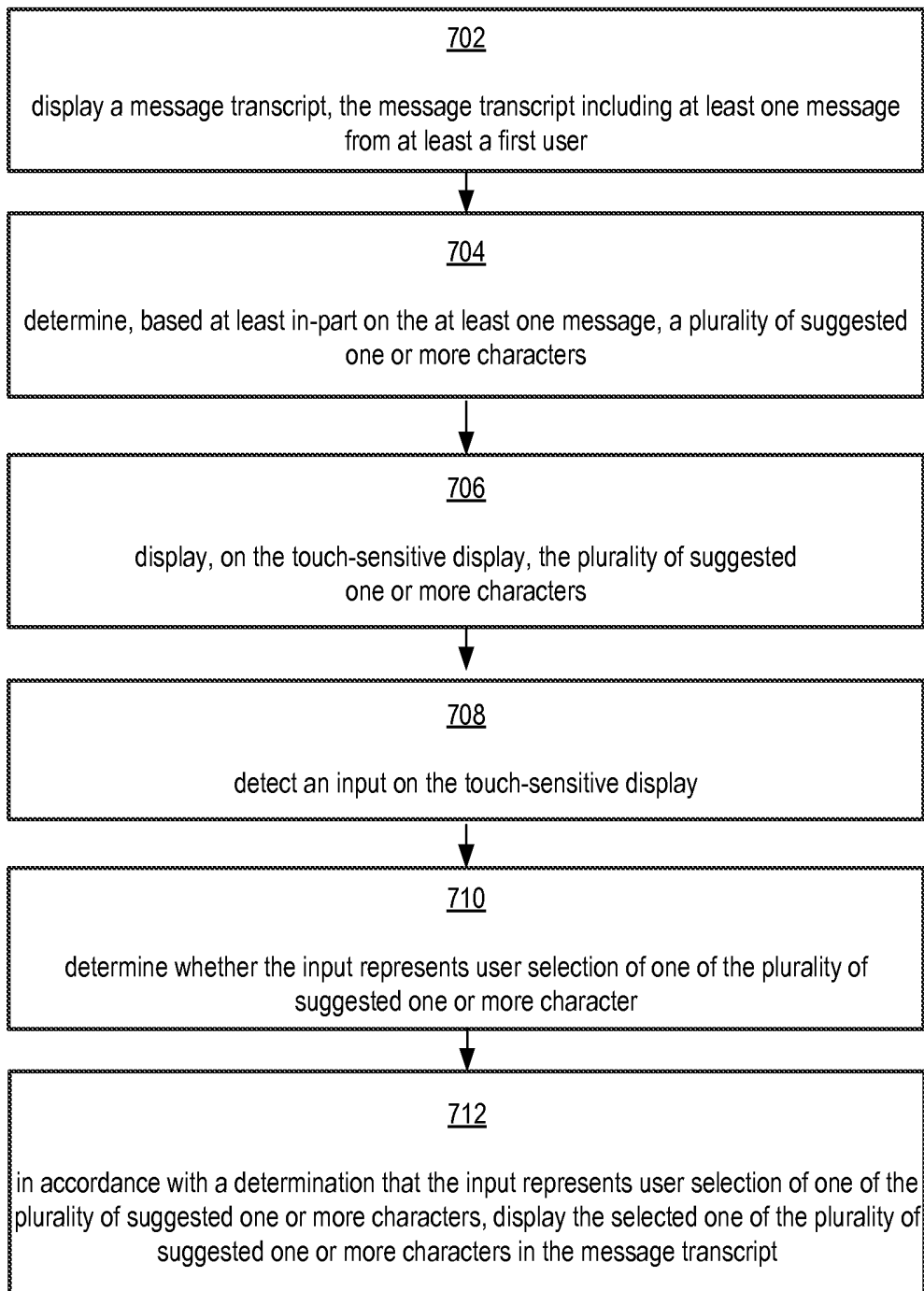
700

FIG. 7

800

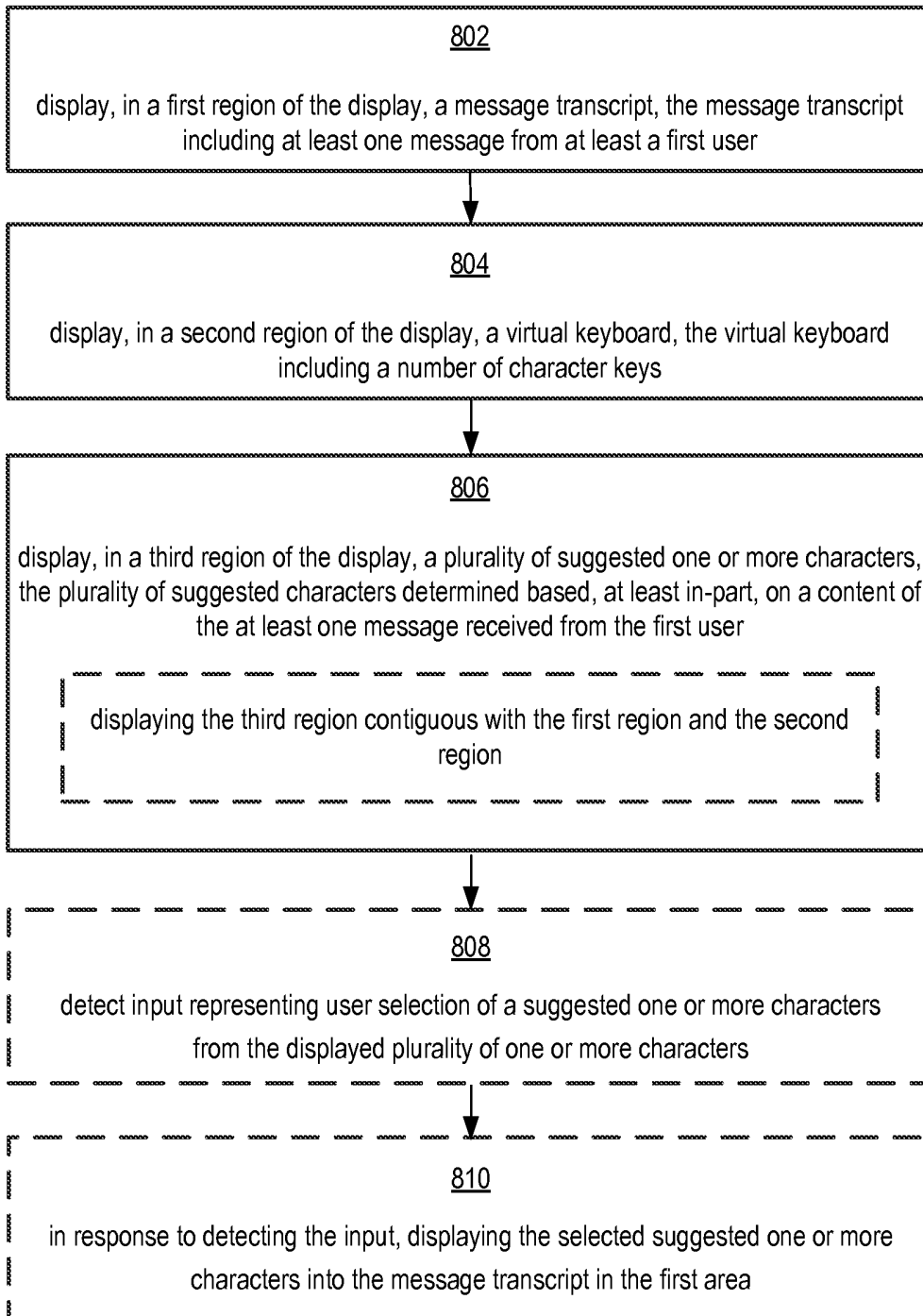


FIG. 8

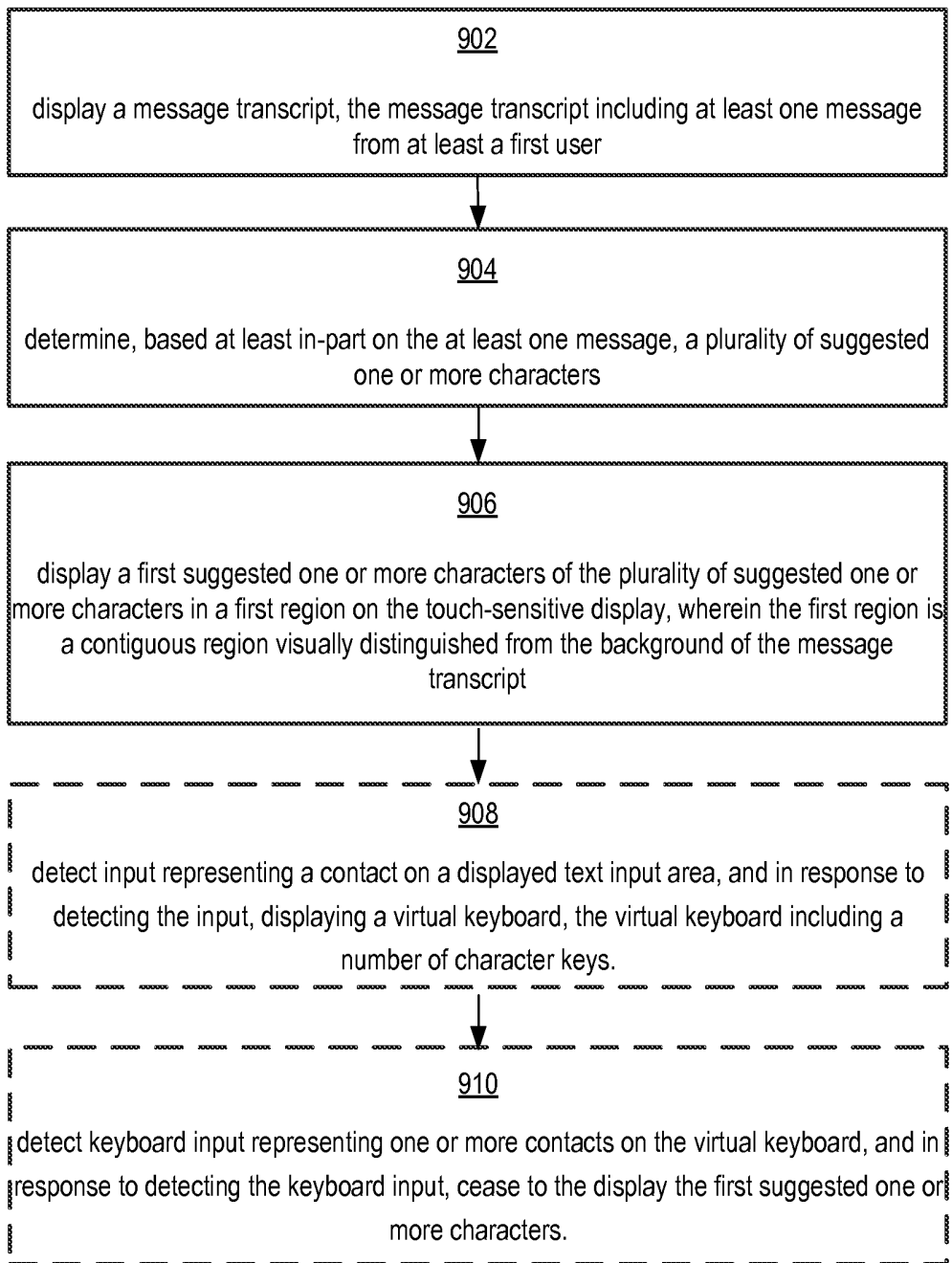


FIG. 9

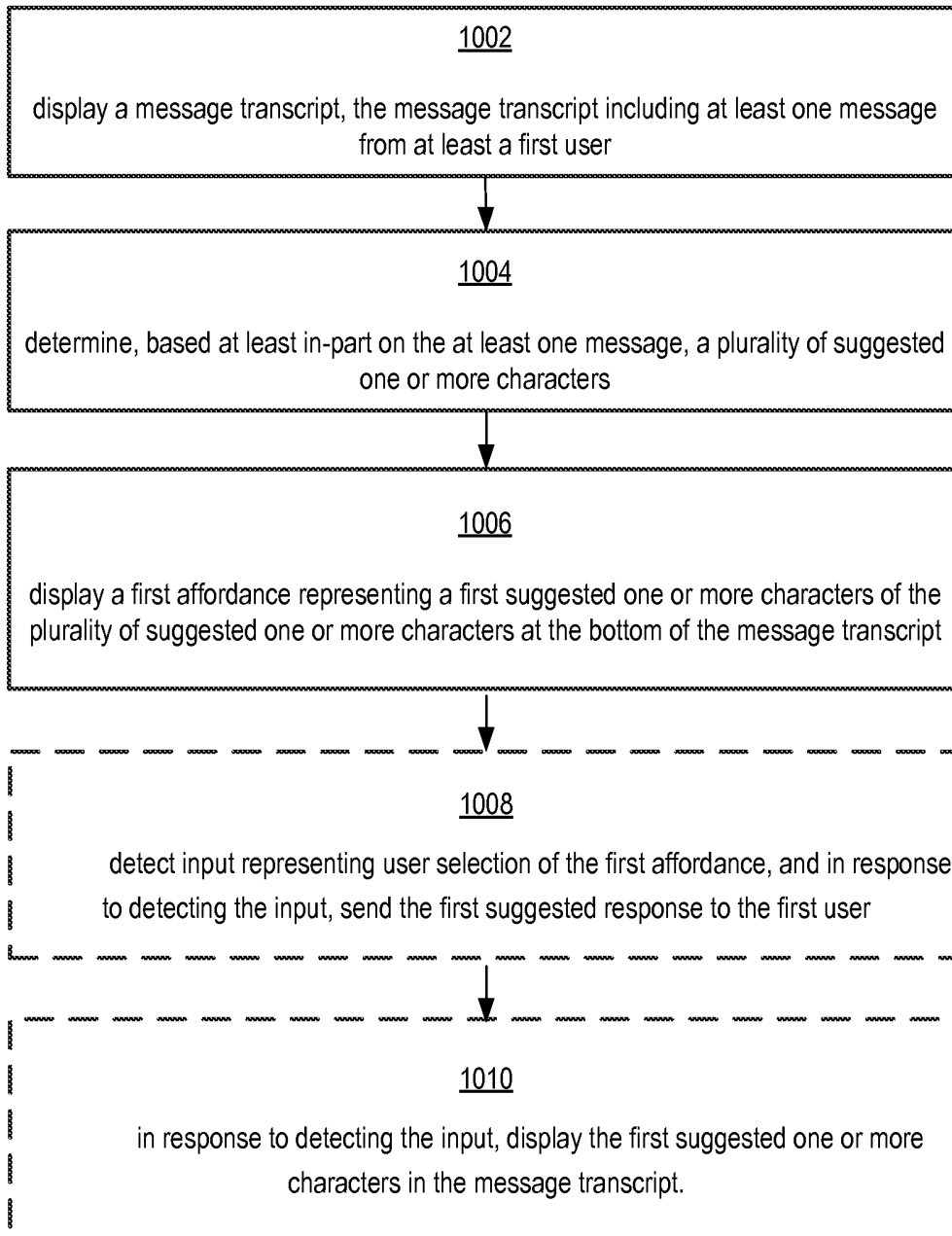


FIG. 10

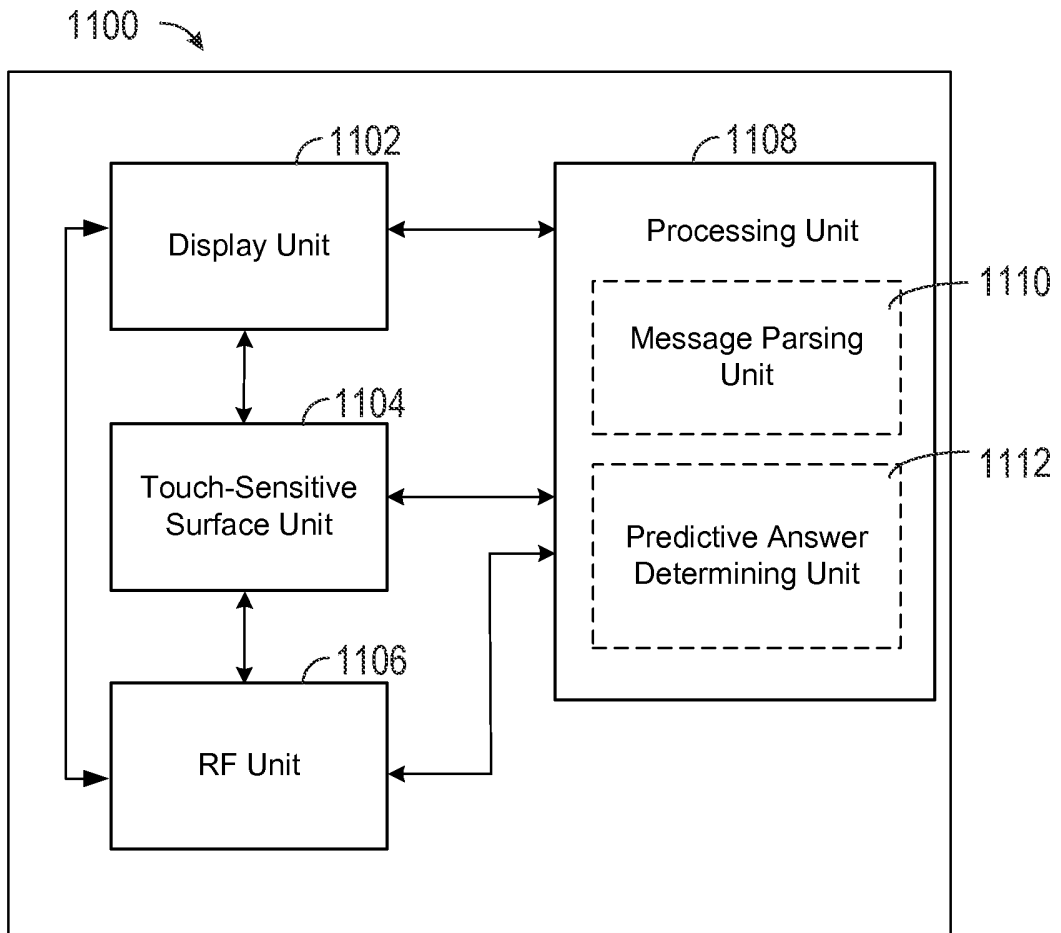


FIG. 11

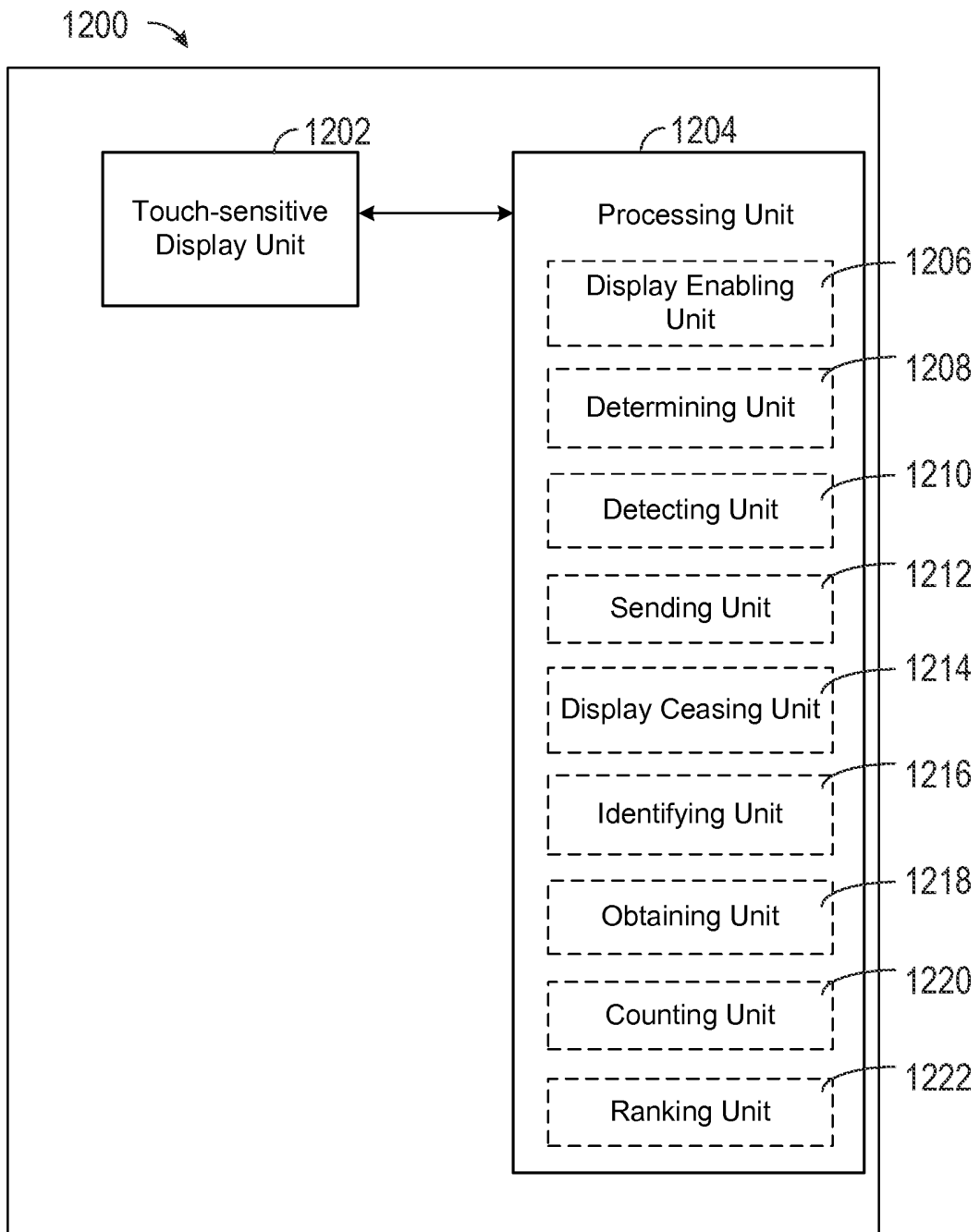


FIG. 12

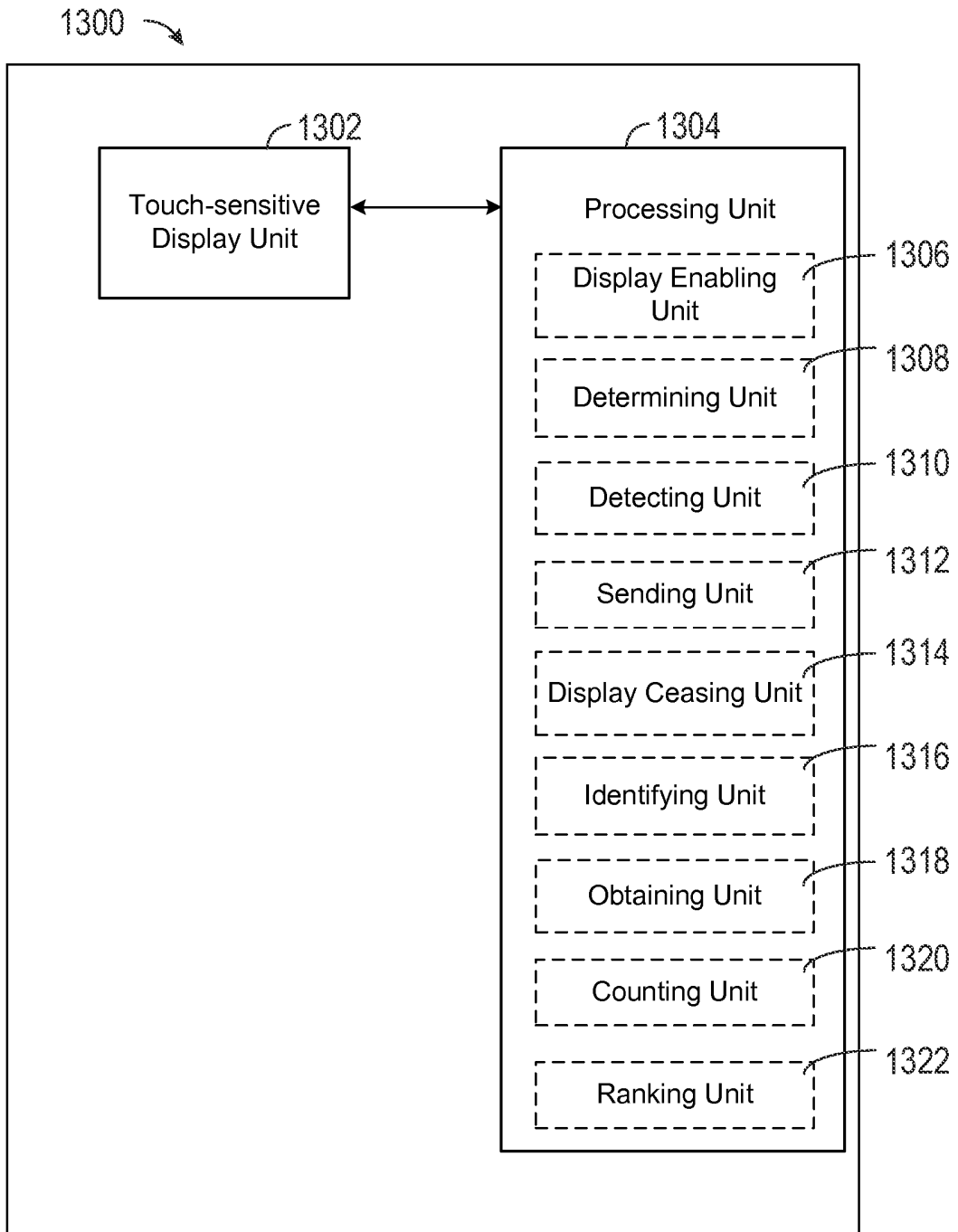


FIG. 13

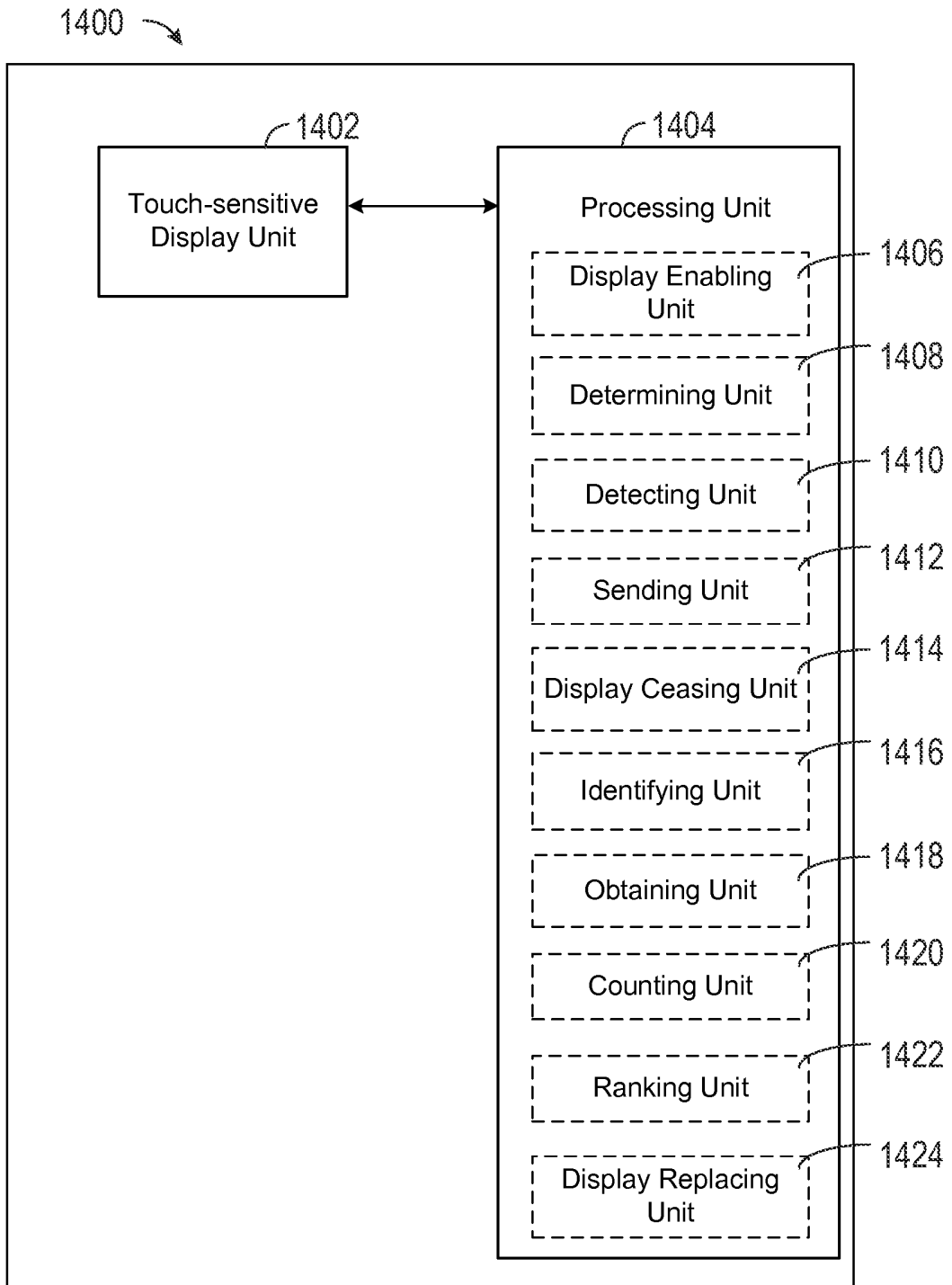


FIG. 14

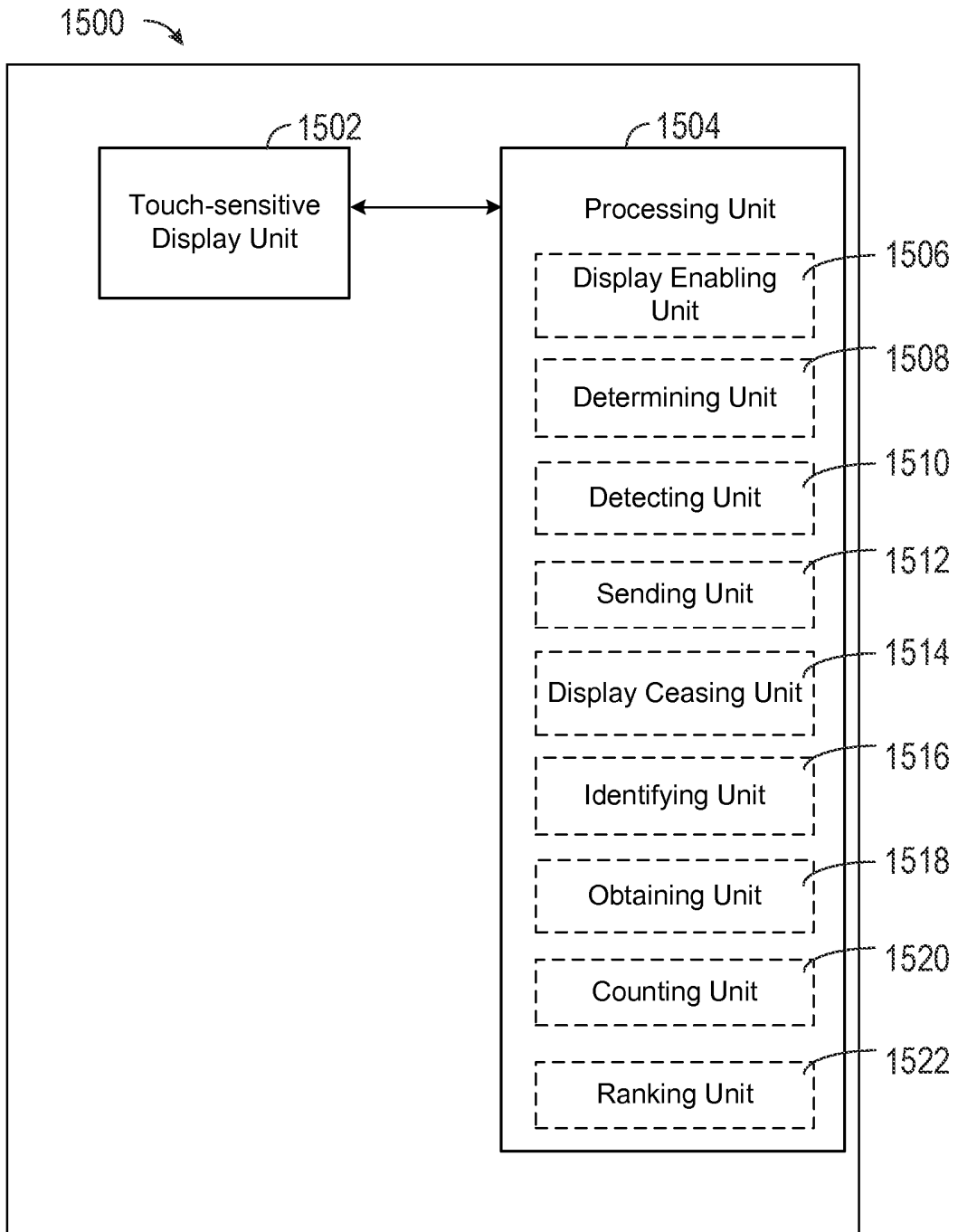


FIG. 15

ABSTRACT

At an electronic device with a touch-sensitive display, display a message transcript, where the message transcript includes at least one message from at least a first user. Determine, based at least in-part on the at least one message, a plurality of suggested one or more characters.

- 5 Display, on the touch-sensitive display, the plurality of suggested one or more characters. Detect an input on the touch-sensitive display. Determine whether the input represents user selection of one of the plurality of suggested one or more characters. Display the selected one of the plurality of suggested one or more characters in the message transcript. Send the selected one or more characters to the first user.



ONDERZOEKSRAPPORT

BETREFFENDE HET RESULTAAT VAN HET ONDERZOEK NAAR DE STAND VAN DE TECHNIEK

RELEVANTE LITERATUUR

| Categorie ¹ | Literatuur met, voor zover nodig, aanduiding van speciaal van belang zijnde tekstgedeelten of figuren. | Van belang voor conclusie(s) nr. | Classificatie (IPC) |
|------------------------|--|----------------------------------|--|
| X | US 2013/297317 A1 (LEE YU-CHENG [TW] ET AL) 7 november 2013 (2013-11-07) * alinea [0024] - alinea [0050]; figuren 7-13 * | 1-25 | INV. G06F3/0488 G06F17/27 G06Q10/10 |
| X | EP 2 688 014 A1 (SAMSUNG ELECTRONICS CO LTD [KR]) 22 januari 2014 (2014-01-22) * alinea [0005] - alinea [0015] * * alinea [0030] - alinea [0040] * | 24,25 | |
| X | US 2012/079373 A1 (KOCIENDA KENNETH [US] ET AL) 29 maart 2012 (2012-03-29) * alinea [0030] - alinea [0045]; figuur 4f * | 24,25 | |
| X | US 2010/287241 A1 (SWANBURG SCOTT [US] ET AL) 11 november 2010 (2010-11-11) * alinea [0050] - alinea [0070]; figuren 6,7 * | 24,25 | |
| X | US 2009/106695 A1 (PERRY HAGIT [IL] ET AL) 23 april 2009 (2009-04-23) * alinea [0020] - alinea [0050]; figuur 3 * | 24,25 | Onderzochte gebieden van de techniek G06F G06Q |

Indien gewijzigde conclusies zijn ingediend, heeft dit rapport betrekking op de conclusies ingediend op:

| | | |
|---|--|---|
| Plaats van onderzoek: Berlijn | Datum waarop het onderzoek werd voltooid: 23 juni 2017 | Bevoegd ambtenaar: de Mateo Garcia, I |
|---|--|---|

1 CATEGORIE VAN DE VERMELDE LITERATUUR

- X: de conclusie wordt als niet nieuw of niet inventief beschouwd ten opzichte van deze literatuur
- Y: de conclusie wordt als niet inventief beschouwd ten opzichte van de combinatie van deze literatuur met andere geciteerde literatuur van dezelfde categorie, waarbij de combinatie voor de vakman voor de hand liggend wordt geacht
- A: niet tot de categorie X of Y behorende literatuur die de stand van de techniek beschrijft
- O: niet-schriftelijke stand van de techniek
- P: tussen de voorrangsdatum en de indieningsdatum gepubliceerde literatuur

- T: na de indieningsdatum of de voorrangsdatum gepubliceerde literatuur die niet bezwarend is voor de octrooiaanvraag, maar wordt vermeld ter verheldering van de theorie of het principe dat ten grondslag ligt aan de uitvinding
- E: eerdere octrooi(aanvraag), gepubliceerd op of na de indieningsdatum, waarin dezelfde uitvinding wordt beschreven
- D: in de octrooiaanvraag vermeld
- L: om andere redenen vermelde literatuur
- S: lid van dezelfde octrooifamilie of overeenkomstige octrooipublicatie

**AANHANGSEL BEHORENDE BIJ HET RAPPORT BETREFFENDE
HET ONDERZOEK NAAR DE STAND VAN DE TECHNIEK,
UITGEVOERD IN DE OCTROOIAANVRAGE NR.**

NO 139739
NL 2017012

Het aanhangsel bevat een opgave van elders gepubliceerde octrooiaanvragen of octrooien (zogenaamde leden van dezelfde octroofamilie), die overeenkomen met octrooischriften genoemd in het rapport.

De opgave is samengesteld aan de hand van gegevens uit het computerbestand van het Europees Octrooibureau per De juistheid en volledigheid van deze opgave wordt noch door het Europees Octrooibureau, noch door het Bureau voor de Industriële eigendom gegarandeerd; de gegevens worden verstrekt voor informatiedoeleinden.

23-06-2017

| In het rapport genoemd octrooischrift | | Datum van publicatie | Overeenkomend(e) geschrift(en) | Datum van publicatie |
|--|----|-------------------------|-----------------------------------|-------------------------|
| US 2013297317 | A1 | 07-11-2013 | CN 103377276 A | 30-10-2013 |
| | | | TW 201344479 A | 01-11-2013 |
| | | | US 2013297317 A1 | 07-11-2013 |
| ----- | | | | |
| EP 2688014 | A1 | 22-01-2014 | CN 103544143 A | 29-01-2014 |
| | | | EP 2688014 A1 | 22-01-2014 |
| | | | KR 20140011073 A | 28-01-2014 |
| | | | US 2014025371 A1 | 23-01-2014 |
| ----- | | | | |
| US 2012079373 | A1 | 29-03-2012 | AU 2008100006 A4 | 21-02-2008 |
| | | | DE 202008000258 U1 | 21-05-2008 |
| | | | EP 2100211 A1 | 16-09-2009 |
| | | | HK 1109014 A2 | 23-05-2008 |
| | | | TW 200837575 A | 16-09-2008 |
| | | | US 2008168366 A1 | 10-07-2008 |
| | | | US 2012079373 A1 | 29-03-2012 |
| | | | US 2012079412 A1 | 29-03-2012 |
| | | | US 2016139805 A1 | 19-05-2016 |
| | | | WO 2008085737 A1 | 17-07-2008 |
| ----- | | | | |
| US 2010287241 | A1 | 11-11-2010 | US 2008235242 A1 | 25-09-2008 |
| | | | US 2009022285 A1 | 22-01-2009 |
| | | | US 2009024633 A1 | 22-01-2009 |
| | | | US 2009285129 A1 | 19-11-2009 |
| | | | US 2010287241 A1 | 11-11-2010 |
| | | | US 2012066177 A1 | 15-03-2012 |
| | | | US 2015201074 A1 | 16-07-2015 |
| | | | US 2016269558 A1 | 15-09-2016 |
| | | | WO 2008118870 A2 | 02-10-2008 |
| | | | WO 2008118872 A2 | 02-10-2008 |
| | | | WO 2008118873 A1 | 02-10-2008 |
| | | | WO 2008118876 A1 | 02-10-2008 |
| | | | WO 2008118878 A2 | 02-10-2008 |
| ----- | | | | |
| US 2009106695 | A1 | 23-04-2009 | US 2009106695 A1 | 23-04-2009 |
| | | | US 2012089925 A1 | 12-04-2012 |
| ----- | | | | |

SCHRIFTELIJKE OPINIE

| | | | |
|--|-------------------------------|------------------------------|-----------------------------|
| DOSSIER NUMMER NO139739 | INDIENINGSDATUM 28.05.2015 | VOORRANGSDATUM 30.05.2014 | AANVRAAGNUMMER NL2017012 |
| CLASSIFICATIE INV. G06F3/0488 G06F17/27 G06Q10/10 | | | |
| AANVRAGER Apple Inc. | | | |

Deze schriftelijke opinie bevat een toelichting op de volgende onderdelen:

- Onderdeel I Basis van de schriftelijke opinie
- Onderdeel II Voorrang
- Onderdeel III Vaststelling nieuwheid, inventiviteit en industriële toepasbaarheid niet mogelijk
- Onderdeel IV De aanvraag heeft betrekking op meer dan één uitvinding
- Onderdeel V Gemotiveerde verklaring ten aanzien van nieuwheid, inventiviteit en industriële toepasbaarheid
- Onderdeel VI Andere geciteerde documenten
- Onderdeel VII Overige gebreken
- Onderdeel VIII Overige opmerkingen

| | |
|--|---|
| | DE BEVOEGDE AMBTENAAR de Mateo Garcia, I |
|--|---|

SCHRIFTELIJKE OPINIE

Aanvraag nr.:
NL2017012

Onderdeel I Basis van de Schriftelijke Opinie

1. Deze schriftelijke opinie is opgesteld op basis van de meest recente conclusies ingediend voor aanvang van het onderzoek.
2. Met betrekking tot **nucleotide en/of aminozuur sequenties** die genoemd worden in de aanvraag en relevant zijn voor de uitvinding zoals beschreven in de conclusies, is dit onderzoek gedaan op basis van:
 - a. type materiaal:
 - sequentie opsomming
 - tabel met betrekking tot de sequentie lijst
 - b. vorm van het materiaal:
 - op papier
 - in elektronische vorm
 - c. moment van indiening/aanlevering:
 - opgenomen in de aanvraag zoals ingediend
 - samen met de aanvraag elektronisch ingediend
 - later aangeleverd voor het onderzoek
3. In geval er meer dan één versie of kopie van een sequentie opsomming of tabel met betrekking op een sequentie is ingediend of aangeleverd, zijn de benodigde verklaringen ingediend dat de informatie in de latere of additionele kopieën identiek is aan de aanvraag zoals ingediend of niet meer informatie bevatten dan de aanvraag zoals oorspronkelijk werd ingediend.
4. Overige opmerkingen:

SCHRIFTELIJKE OPINIE

Aanvraag nr.:
NL2017012

Onderdeel V Gemotiveerde verklaring ten aanzien van nieuwheid, inventiviteit en industriële toepasbaarheid

1. Verklaring

| | |
|----------------------------|---|
| Nieuwheid | Ja: Conclusies 1-23 Nee: Conclusies 24, 25 |
| Inventiviteit | Ja: Conclusies Nee: Conclusies 1-25 |
| Industriële toepasbaarheid | Ja: Conclusies 1-25 Nee: Conclusies |

2. Citaties en toelichting:

Zie aparte bladzijde

Re Item V

Reasoned statement with regard to novelty, inventive step or industrial applicability; citations and explanations supporting such statement

Reference is made to the following documents:

- D1 US 2013/297317 A1 (LEE YU-CHENG [TW] ET AL) 7 november 2013 (2013-11-07)
- D2 EP 2 688 014 A1 (SAMSUNG ELECTRONICS CO LTD [KR]) 22 januari 2014 (2014-01-22)
- D3 US 2012/079373 A1 (KOCIENDA KENNETH [US] ET AL) 29 maart 2012 (2012-03-29)
- D4 US 2010/287241 A1 (SWANBURG SCOTT [US] ET AL) 11 november 2010 (2010-11-11)
- D5 US 2009/106695 A1 (PERRY HAGIT [IL] ET AL) 23 april 2009 (2009-04-23)

The present application does not meet the criteria of patentability, because the subject-matter of claims 24 and 25 is not new.

V.1 D1 discloses:

Elektronische inrichting (100, *paragraph 23*), omvattend:

een aanraakgevoelig beeldscherm (*paragraph 24*);

één of meer verwerkingseenheden (120, *paragraph 23*);

een geheugen (130, *paragraph 23*); en

één of meer programma's, waarbij de één of meer programma's in het geheugen zijn opgeslagen en ingericht om te worden uitgevoerd door de één of meer verwerkingseenheden (*paragraph 25*), waarbij de één of meer programma's instructies omvatten voor:

het vertonen van een berichttranscript, waarbij het berichttranscript tenminste één bericht omvat van tenminste een eerste gebruiker (*Figure 9A*);

het, tenminste gedeeltelijk op basis van het tenminste één bericht, vaststellen van een veelheid van voorgestelde één of meer tekens (*Figure 9B*);

het, op het aanraakgevoelige beeldscherm, vertonen van de veelheid van voorgestelde één of meer tekens (*Figure 9B*);

het detecteren van een invoer op het aanraakgevoelige beeldscherm (*paragraph 46*);

het vaststellen of de invoer gebruikerkeuze vertegenwoordigt van één van de

veelheid voorgestelde één of meer tekens (*paragraph 46*); en
het, in overeenstemming met een vaststelling dat de invoer gebruikerskeuze vertegenwoordigt van één van de veelheid voorgestelde één of meer tekens, vertonen van het gekozen exemplaar van de veelheid van voorgestelde een of meer tekens in het berichttranscript (*Figure 9C*).

The subject-matter of claim 24 is therefore not new. Several of the embodiments present in document D1 disclose all the features of claim 25, see for example the embodiment described in Figures 13, paragraphs 52-54, as well as documents D2 to D4.

V.2 Same argumentation holds, *mutatis mutandis*, for independent claim 24 since a non-volatile memory with the programs is disclosed as well by D1.

V.3 The present application does not meet the criteria of patentability, because the subject-matter of claims 1 does not involve an inventive step.

V.3.1 D1 is regarded as being the prior art closest to the subject-matter of claim 1, and discloses:

Werkwijze, omvattende:

het, op een elektronische inrichting (*100, paragraph 23*) met een aanraakgevoelig beeldscherm (*paragraph 24*)

vertonen van een berichttranscript, waarbij het berichttranscript tenminste één bericht van tenminste een eerste gebruiker omvat (*Figure 6A*);

tenminste gedeeltelijk op basis van het tenminste één bericht, vaststellen van een veelheid voorgestelde één of meer tekens (*Figure 6B*);

op het aanraakgevoelige beeldscherm vertonen van de veelheid voorgestelde één of meer tekens (*Figure 6B*);

detecteren van een invoer op het aanraakgevoelige beeldscherm (*paragraph 41*);

vaststellen of de invoer gebruikerkeuze vertegenwoordigt van een van de veelheid voorgestelde één of meer tekens (*paragraph 41*); en

in overeenstemming met een vaststelling dat de invoer gebruikerkeuze vertegenwoordigt van een van de veelheid voorgestelde één of meer tekens, vertonen van het gekozen exemplaar uit de veelheid voorgestelde één of meer tekens in het berichttranscript (*Figure 6B*).

V.3.2 The subject-matter of claim 1 therefore differs from this known method of D1 in that D1 does not say anything about:

- het tellen van het aantal binnen een tijdinterval van de eerste gebruiker ontvangen berichten; en
- het in overeenstemming met een vaststelling dat het aantal een vooraf bepaalde drempelwaarde overschrijdt, vertonen van een handelingsmogelijkheid voor het opbellen van de eerste gebruiker.

The subject-matter of claim 1 is therefore new.

V.3.3 The problem to be solved by the present invention may therefore be regarded as allowing an alternative way of communication.

The solution proposed in claim 1 of the present application cannot be considered as involving an inventive step for the following reasons: D1 mentions suggesting the users to directly make a call (Figure 6B) with the contact matching the relative appellation mentioned in the text message (paragraph 41) instead of switching from the message application to a contact application to find the phone number in the contact list manually. Hence, D1 offers the same functionality as the subject-matter of the current claim. Although D1 does not base the prediction on the number of messages exchanged in a time interval, D1 is able of recognizing the intention and context of the message ("mum asks you to call her"), which represents an advantage from the claimed subject-matter.

As such, it seems that the solution proposed by the distinguishing features of claim 1 can only be considered to be an expected disadvantage from the method of D1 and as such cannot be considered to be inventive.

V.4 Dependent claims 2 to 23 do not contain any features which, in combination with the features of any claim to which they refer, meet the requirements of inventive step. In such sense, D1 further discloses the subject-matter of claims 9 to 16, since D1 discloses as well context-based prediction based on frequency, identities, location and calendar of both users on the messaging application. Claims 2 to 8 seem to deal with common features in existing mobile devices (auto-correction) or known features from the prior art (see the documents cited in the Search Report and the mentioned text passages).