



US00D551278S

(12) **United States Design Patent**
Moritz et al.

(10) **Patent No.:** **US D551,278 S**

(45) **Date of Patent:** **** Sep. 18, 2007**

(54) **GOGGLE COMPONENT**

(75) Inventors: **Hans Karsten Moritz**, Foothill Ranch, CA (US); **Colin Baden**, Irvine, CA (US)

(73) Assignee: **Oakley, Inc.**, Foothill Ranch, CA (US)

(**) Term: **14 Years**

(21) Appl. No.: **29/260,155**

(22) Filed: **May 19, 2006**

(51) **LOC (8) Cl.** **16-06**

(52) **U.S. Cl.** **D16/312**

(58) **Field of Classification Search** D16/101, D16/300-330, 332-338, 900; D21/190; D24/110.2; 351/41, 44, 51, 52, 61-63, 83, 351/86, 92, 103-111, 114, 117, 119, 121-124, 351/128, 130-132, 136-139, 153, 158; 2/426-432, 2/434-437, 441, 447-449, 453
See application file for complete search history.

(56) **References Cited**

U.S. PATENT DOCUMENTS

| | | | | |
|-----------|-----|---------|----------------|-------|
| 3,517,393 | A | 6/1970 | Beauchef | |
| 3,638,240 | A | 2/1972 | Militello | |
| D224,483 | S | 8/1972 | Crestin-Billet | |
| 3,708,224 | A | 1/1973 | Lindblom | |
| 3,945,044 | A | 3/1976 | McGee et al. | |
| 4,290,673 | A | 9/1981 | Yamamoto | |
| 4,435,852 | A | 3/1984 | Nesler | |
| 4,447,914 | A | 5/1984 | Jannard | |
| D322,795 | S | 12/1991 | Dianitsch | |
| 5,542,130 | A * | 8/1996 | Grabos et al. | 2/436 |
| 5,617,588 | A | 4/1997 | Canavan et al. | |
| D403,689 | S | 1/1999 | Mage | |
| D405,102 | S | 2/1999 | Moritz | |
| D413,915 | S | 9/1999 | Newcomb et al. | |
| 6,009,564 | A | 1/2000 | Tackles et al. | |
| 6,047,410 | A * | 4/2000 | Dondero | 2/426 |

| | | | | |
|--------------|------|---------|------------------|---------|
| D427,225 | S | 6/2000 | Arnette | |
| D428,906 | S | 8/2000 | Bolle | |
| 6,098,204 | A * | 8/2000 | Arnette | 2/426 |
| 6,138,285 | A * | 10/2000 | Robrahn et al. | 2/436 |
| D439,267 | S | 3/2001 | Hussey | |
| D439,596 | S * | 3/2001 | Bolle | D16/312 |
| D442,206 | S * | 5/2001 | Meyerhoffer | D16/312 |
| D457,910 | S | 5/2002 | Tsubooka | |
| D477,010 | S | 7/2003 | Moritz et al. | |
| D477,347 | S | 7/2003 | Brueck | |
| D478,610 | S | 8/2003 | Moritz et al. | |
| 6,611,966 | B1 * | 9/2003 | Yamamoto et al. | 2/436 |
| D488,182 | S | 4/2004 | Sheldon et al. | |
| D524,352 | S * | 7/2006 | Hsu | D16/312 |
| 7,137,153 | B2 * | 11/2006 | Hussey | 2/437 |
| 2002/0166159 | A1 * | 11/2002 | Kawanishi et al. | 2/436 |
| 2003/0110552 | A1 * | 6/2003 | Youmans et al. | 2/426 |
| 2006/0200895 | A1 * | 9/2006 | Polinelli et al. | 2/428 |

* cited by examiner

Primary Examiner—T. Chase Nelson
Assistant Examiner—Barbara Blanton Lohr
(74) *Attorney, Agent, or Firm*—Gregory K. Nelson

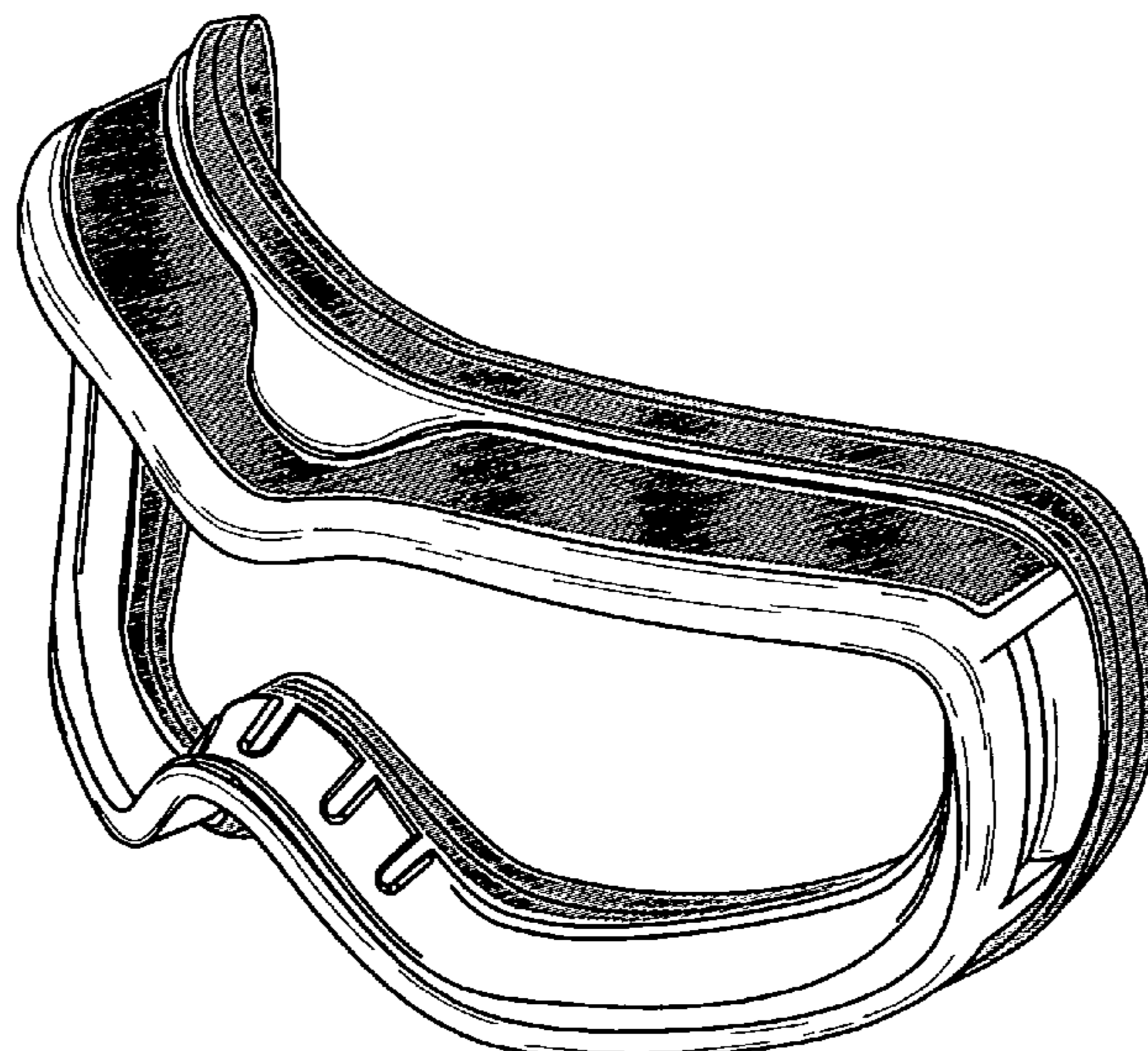
(57) **CLAIM**

The ornamental design for a goggle component, as shown and described.

DESCRIPTION

FIG. 1 is a front perspective view of the goggle component of the present invention;
FIG. 2 is a right-side elevational view thereof;
FIG. 3 is a left-side elevational view thereof;
FIG. 4 is a front elevational view thereof;
FIG. 5 is a back elevational view thereof;
FIG. 6 is a top plan view thereof; and,
FIG. 7 is a bottom plan view thereof.

1 Claim, 4 Drawing Sheets



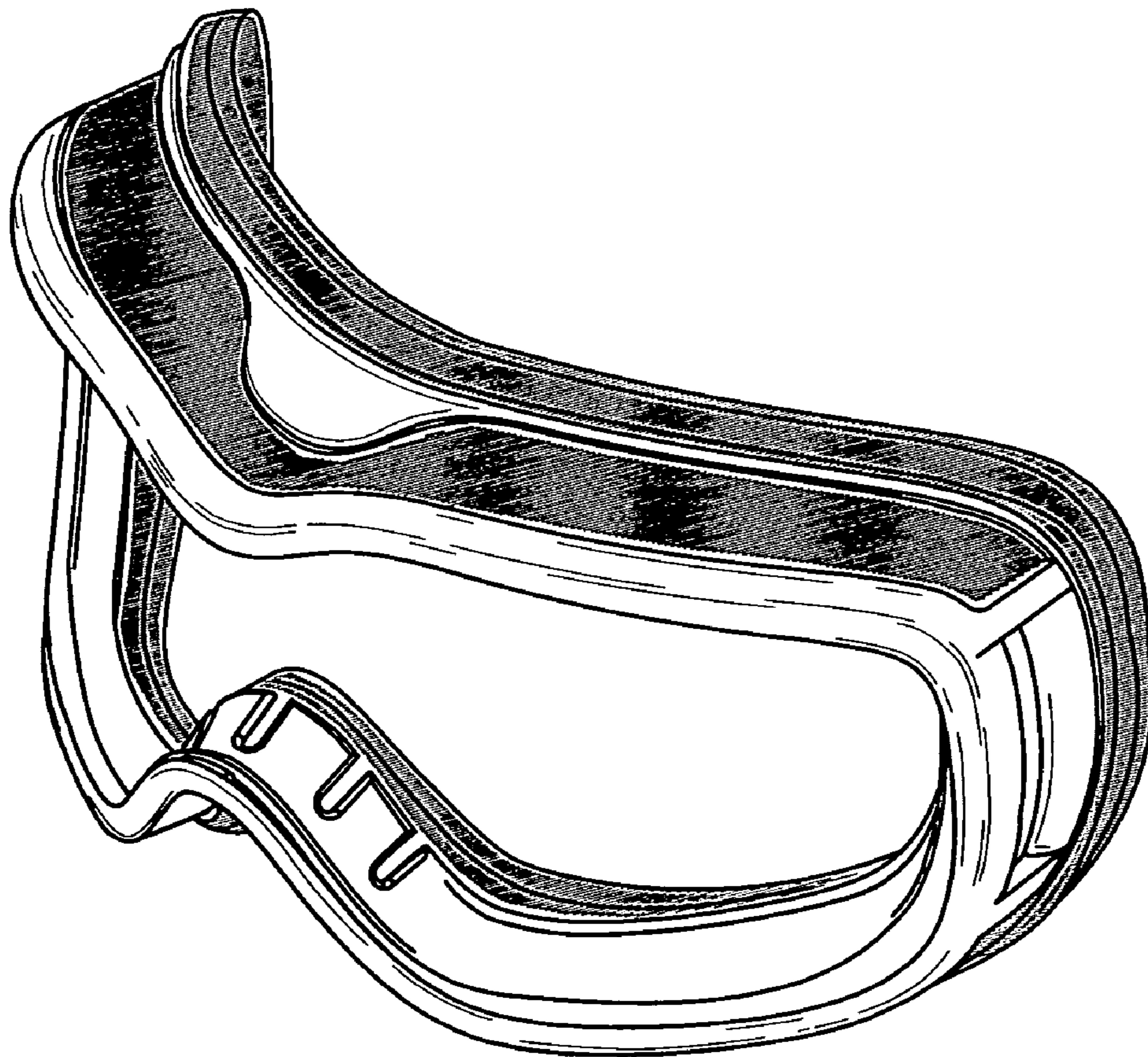


FIG. 1

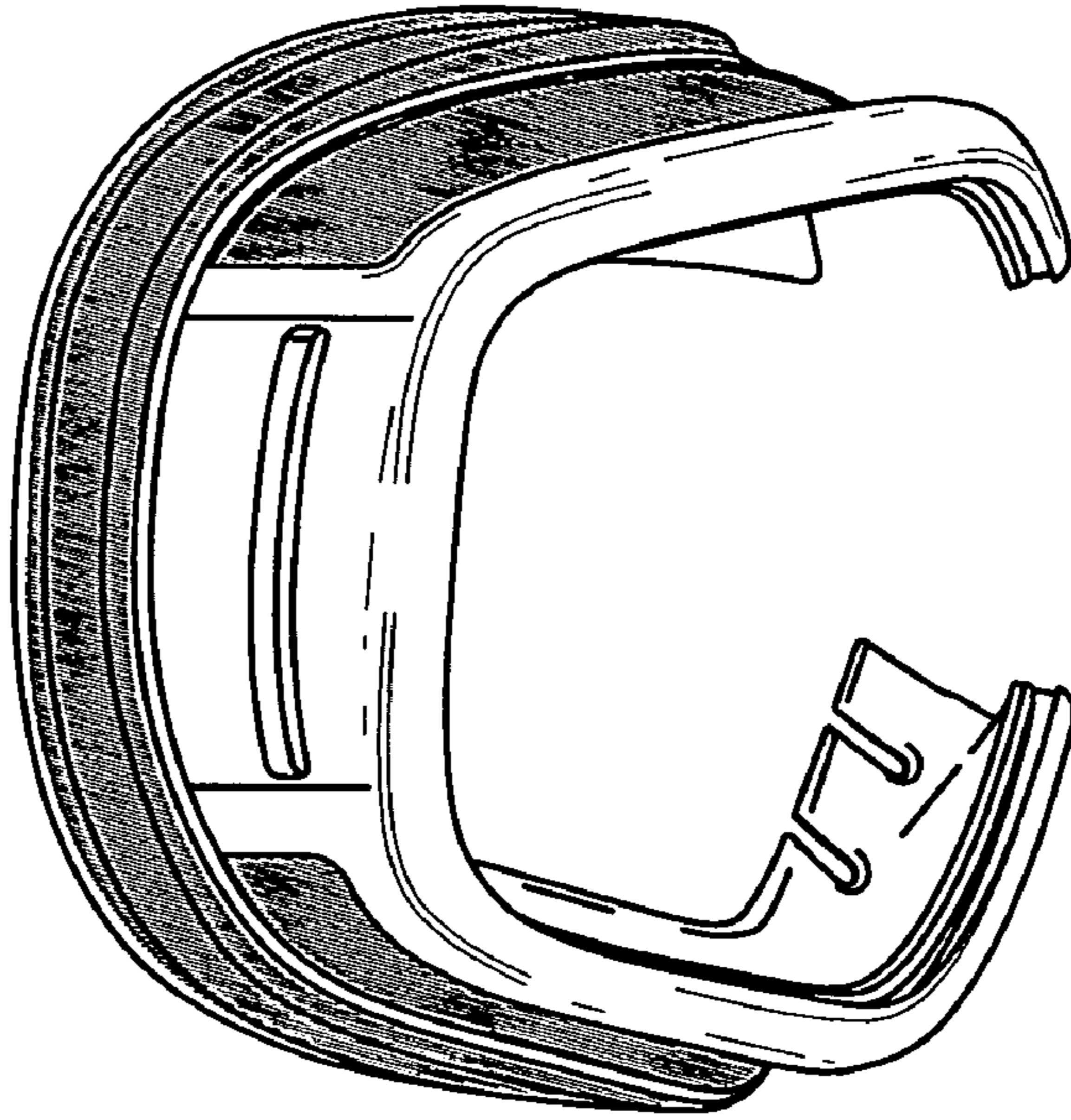


FIG. 2

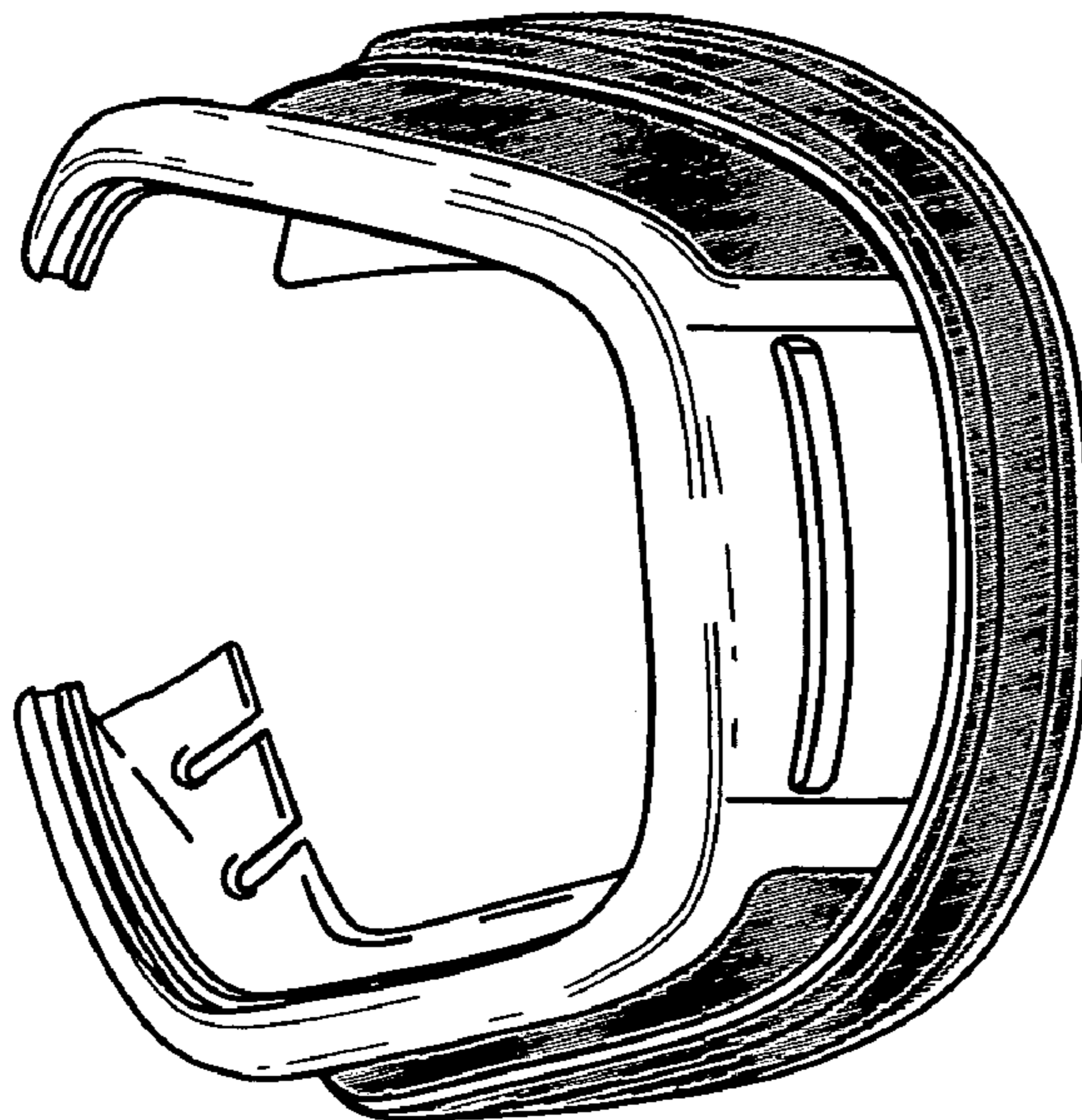


FIG. 3

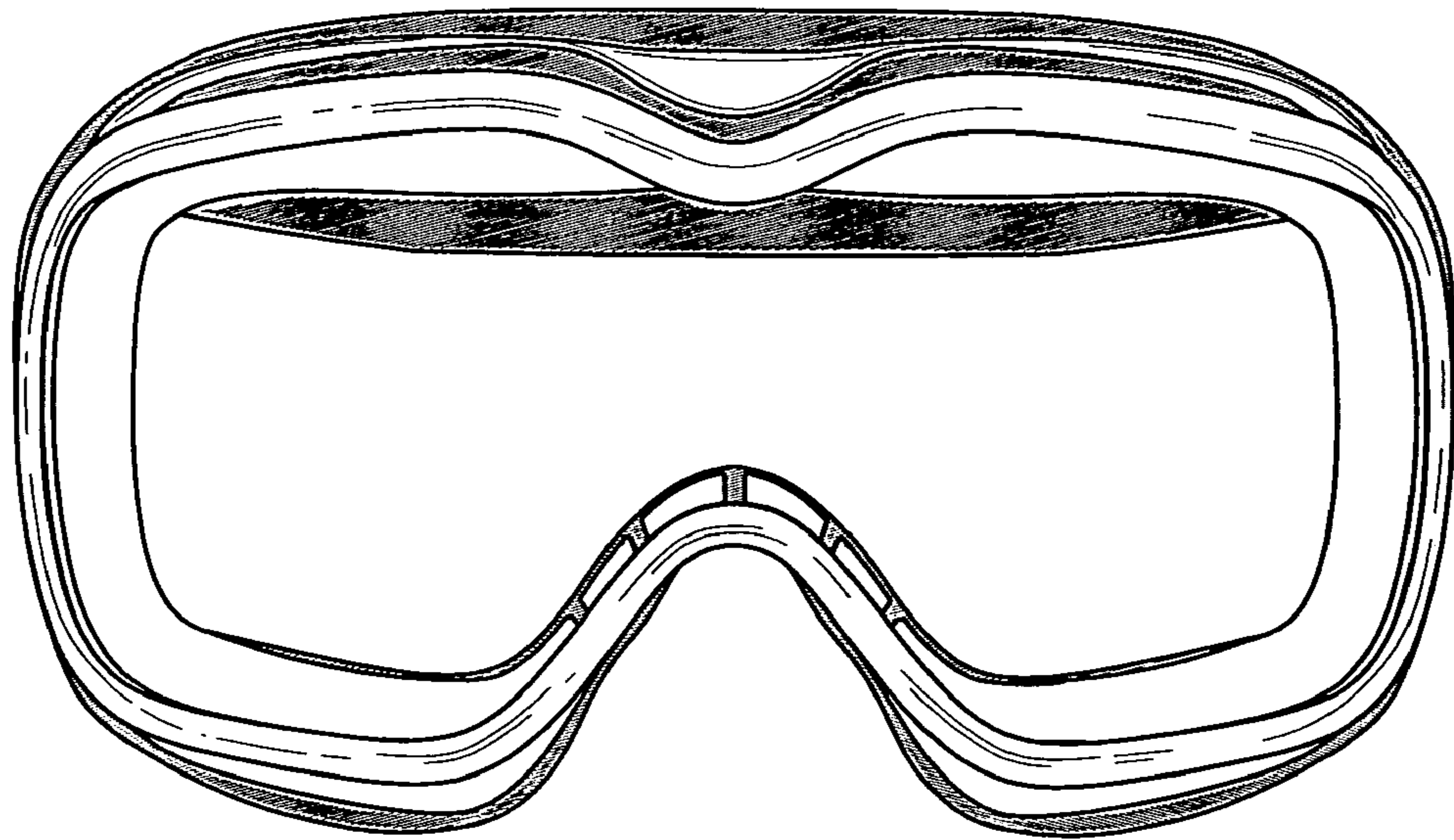


FIG. 4




FIG. 5

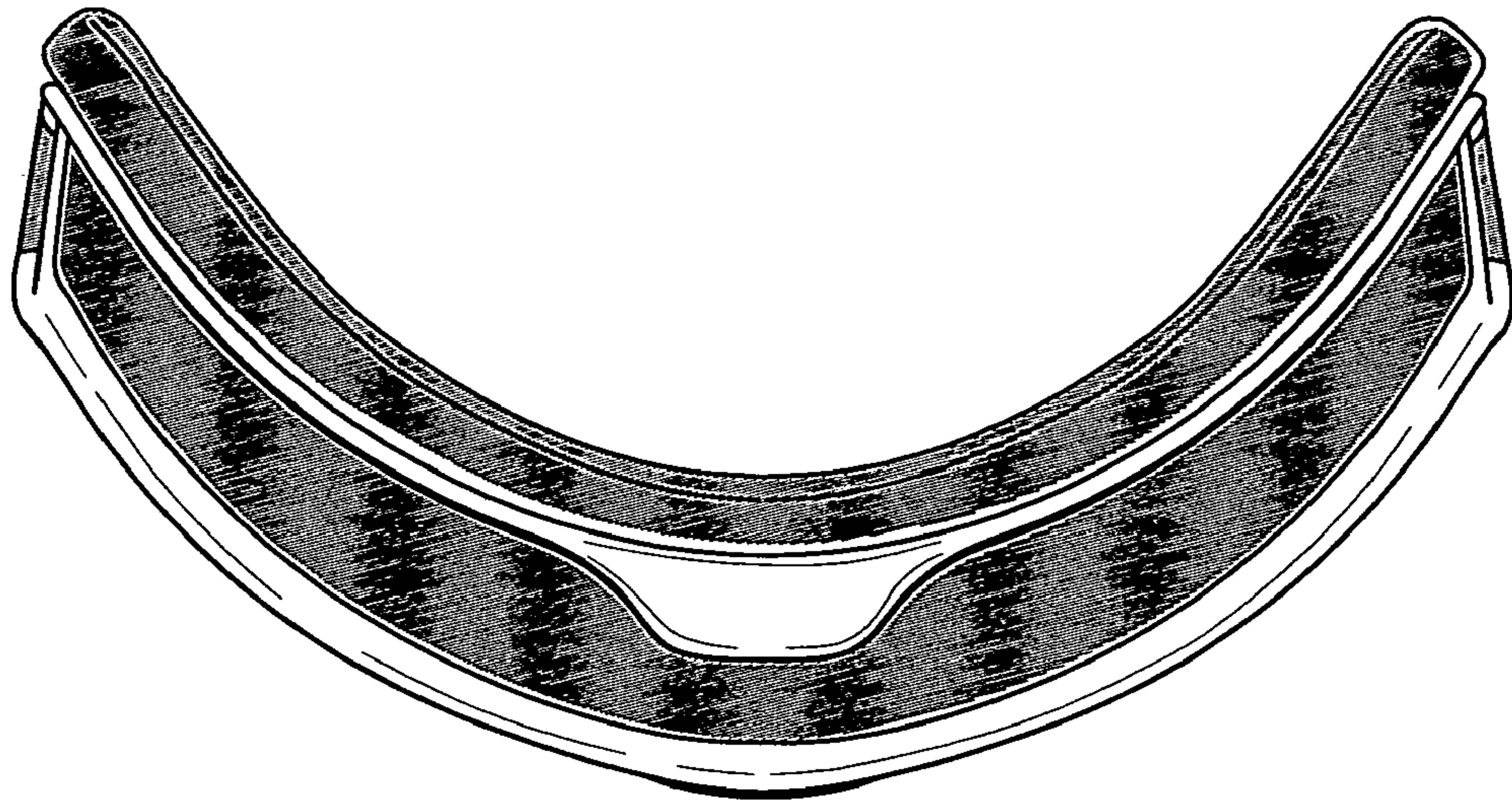


FIG. 6

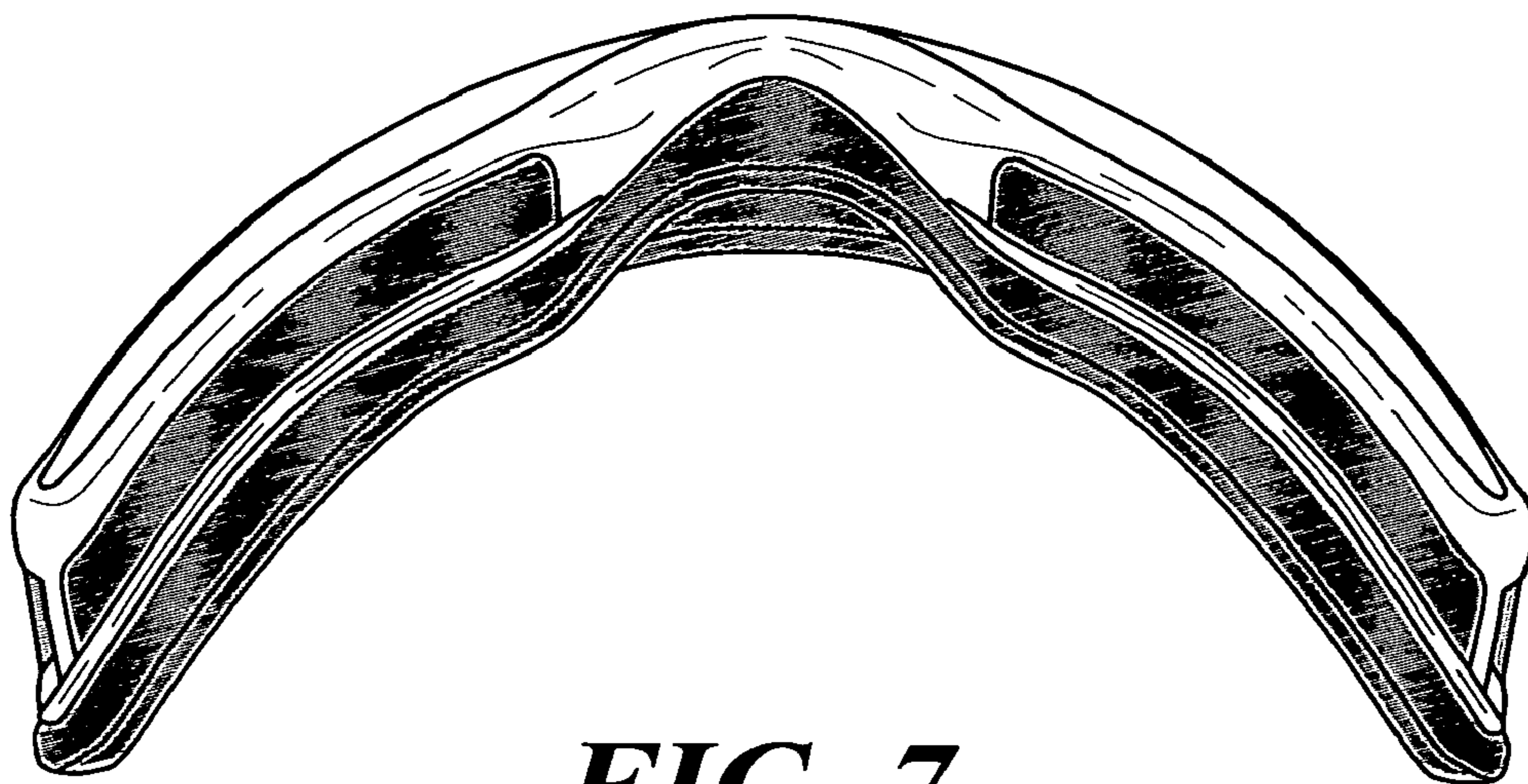


FIG. 7