



US00D860423S

(12) **United States Design Patent**
Kim et al.

(10) **Patent No.:** **US D860,423 S**
(45) **Date of Patent:** **** Sep. 17, 2019**

(54) **CEILING-MOUNTED AIR CONDITIONER**

D567,354 S * 4/2008 Jacak D23/388
D575,386 S * 8/2008 Jacak D23/371
D595,402 S * 6/2009 Miyake D23/385

(71) Applicant: **SAMSUNG ELECTRONICS CO., LTD.**, Suwon-si, Gyeonggi-do (KR)

(Continued)

(72) Inventors: **Taehan Kim**, Seoul (KR); **Young-Sun Shin**, Seoul (KR); **Jinsun Park**, Hanam-si (KR)

FOREIGN PATENT DOCUMENTS

JP D1359346 S 5/2009
JP D1359543 S 5/2009

(Continued)

(73) Assignee: **SAMSUNG ELECTRONICS CO., LTD.**, Gyeonggi-Do (KR)

Primary Examiner — Natasha Vujcic

(74) *Attorney, Agent, or Firm* — Cantor Colburn LLP

(**) Term: **15 Years**

(57) **CLAIM**

(21) Appl. No.: **29/650,383**

The ornamental design for a ceiling-mounted air conditioner, as shown and described.

(22) Filed: **Jun. 6, 2018**

DESCRIPTION

(30) **Foreign Application Priority Data**

Jan. 8, 2018 (KR) 30-2018-0001175

(51) **LOC (12) Cl.** **23-04**

(52) **U.S. Cl.**
USPC **D23/351**

(58) **Field of Classification Search**
USPC D23/333, 335, 341, 342, 351, 353, 354, D23/355, 356, 359, 364, 365, 370, 385, D23/386, 388, 393
CPC F24F 1/00; F24F 1/0007; F24F 1/02; F24F 1/08; F24F 1/42; F24F 1/56; F24F 1/60; F24F 3/044; F24F 3/048; F24F 3/16; F24F 7/00; F24F 7/04; F24F 12/001; F24F 12/006

See application file for complete search history.

FIG. 1 is a perspective view of a ceiling-mounted air conditioner, showing our new design;
FIG. 2 is a front view thereof;
FIG. 3 is a rear view thereof;
FIG. 4 is a left-side view thereof;
FIG. 5 is a right-side view thereof;
FIG. 6 is a top view thereof;
FIG. 7 is a bottom view thereof;
FIG. 8 is an enlarged view of the encircled portion 8 in FIG. 1;
FIG. 9 is an enlarged view of the encircled portion 9 in FIG. 1;
FIG. 10 is an enlarged view of the encircled portion 10 in FIG. 1; and
FIG. 11 is an enlarged view of the encircled portion 11 in FIG. 1.

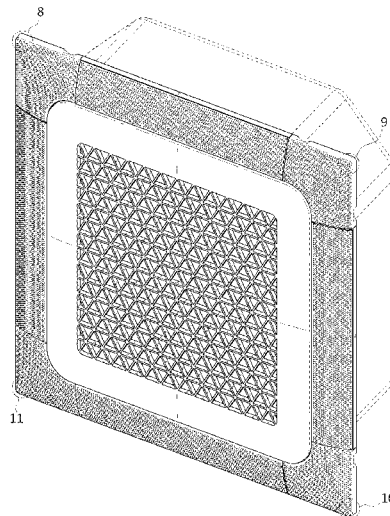
The evenly spaced dashed broken lines depict portions of the ceiling-mounted air conditioner that form no part of the claimed design. The dot-dot-dash broken lines in FIGS. 1, 8, 9, 10 and 11 encircling portions of the drawing disclosure illustrated in an enlargement form no part of the claimed design.

(56) **References Cited**

U.S. PATENT DOCUMENTS

D416,315 S * 11/1999 Nanjo D23/351
D448,462 S * 9/2001 Nanjo D23/351
D566,262 S * 4/2008 Zakula D23/388

1 Claim, 11 Drawing Sheets



(56)

References Cited

U.S. PATENT DOCUMENTS

D705,916 S * 5/2014 Saitou D23/351
D728,766 S * 5/2015 Kim D23/351
D763,422 S * 8/2016 Ueno D23/351
D764,037 S * 8/2016 Niki D23/351
D767,748 S * 9/2016 Nakai D23/388
D788,895 S * 6/2017 Shin D23/351
D808,001 S * 1/2018 Berkman D23/371
2015/0007967 A1* 1/2015 Jeong F24F 1/0011
165/121

FOREIGN PATENT DOCUMENTS

JP D1485677 S 12/2013
JP D1530737 S 8/2015

* cited by examiner

FIG. 1

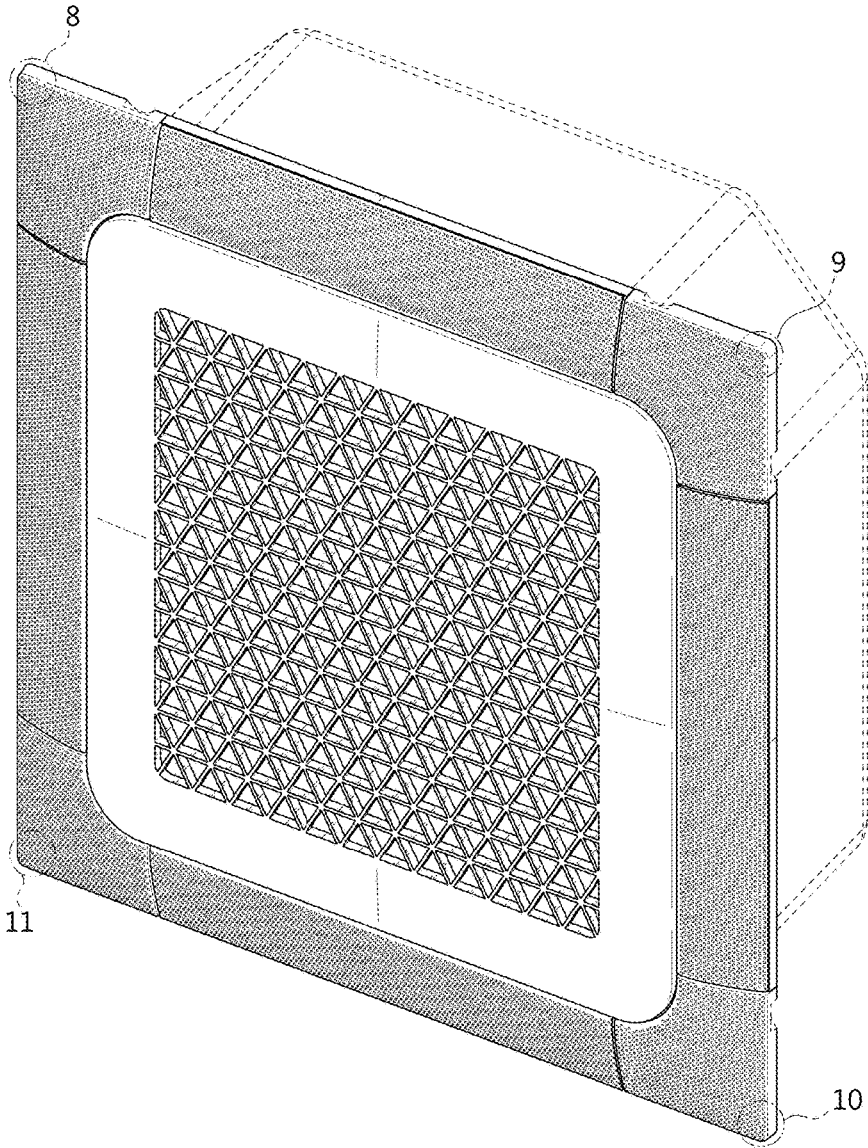


FIG. 2

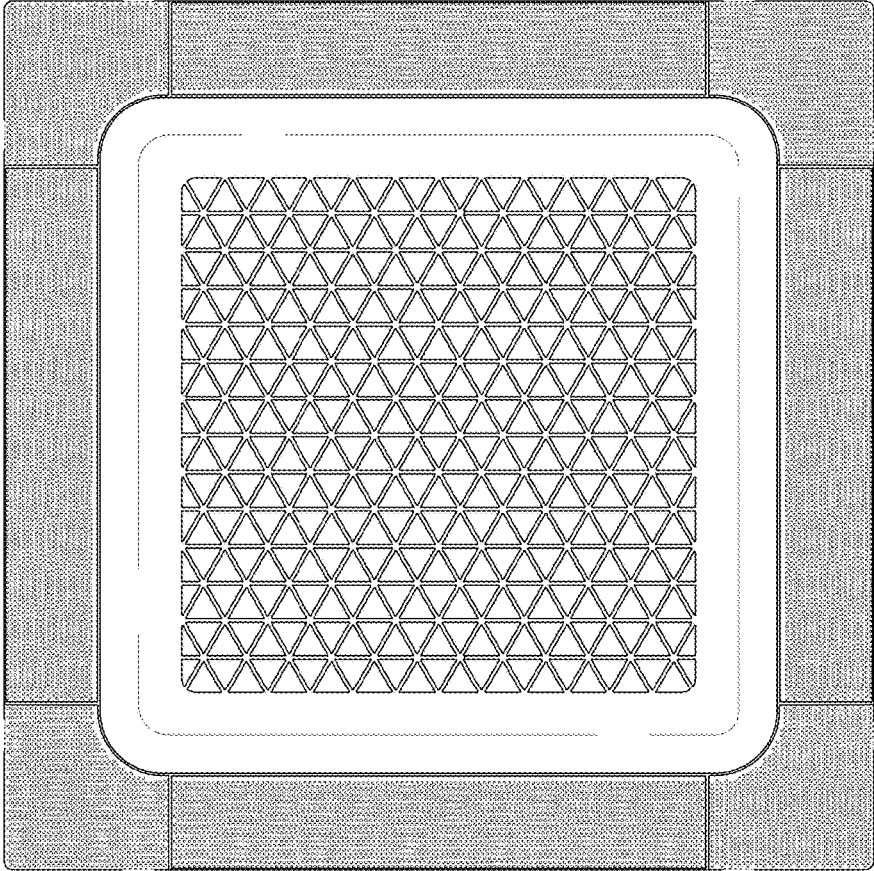


FIG. 3

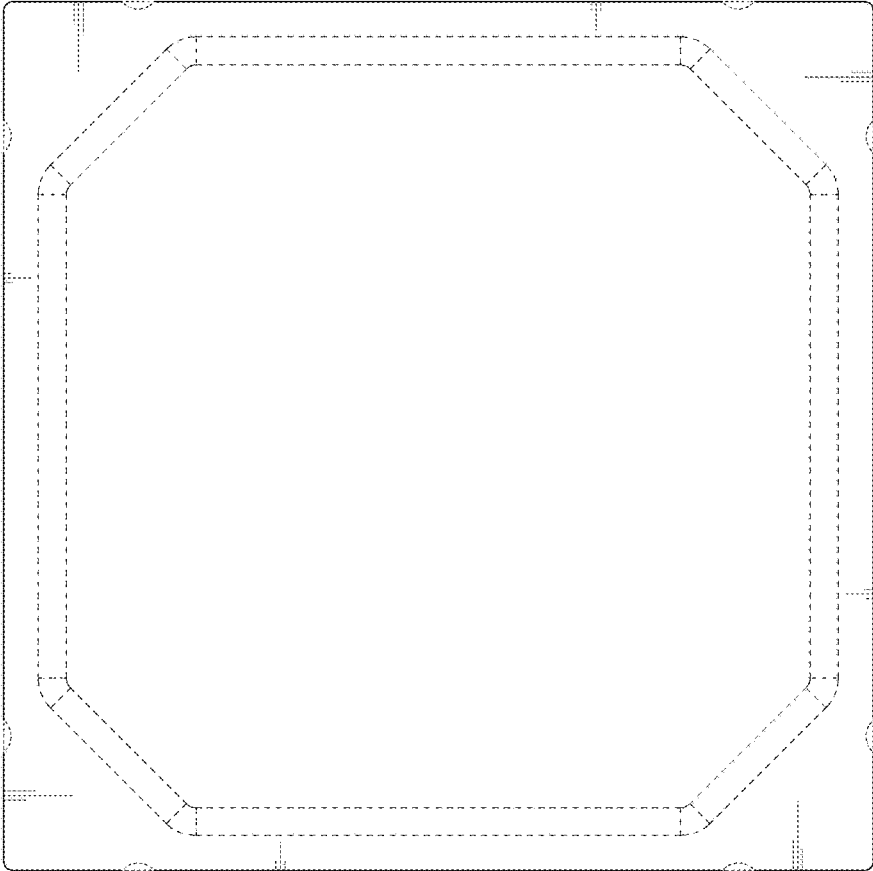


FIG. 4

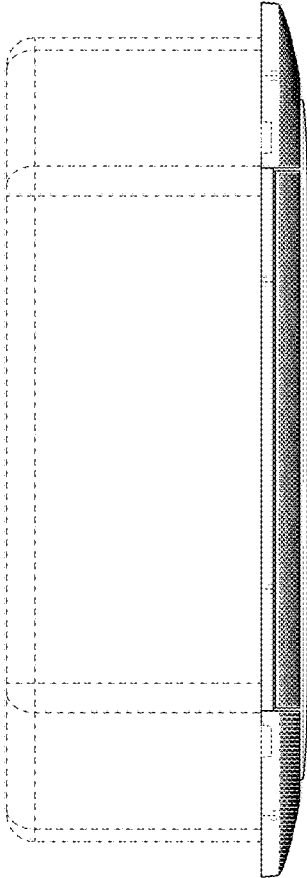


FIG. 5




FIG. 6




FIG. 7

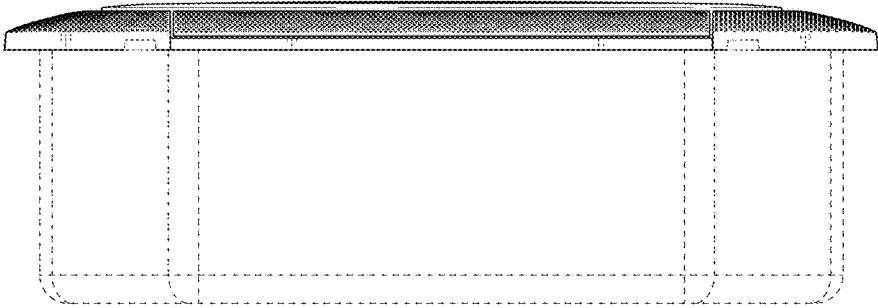


FIG. 8

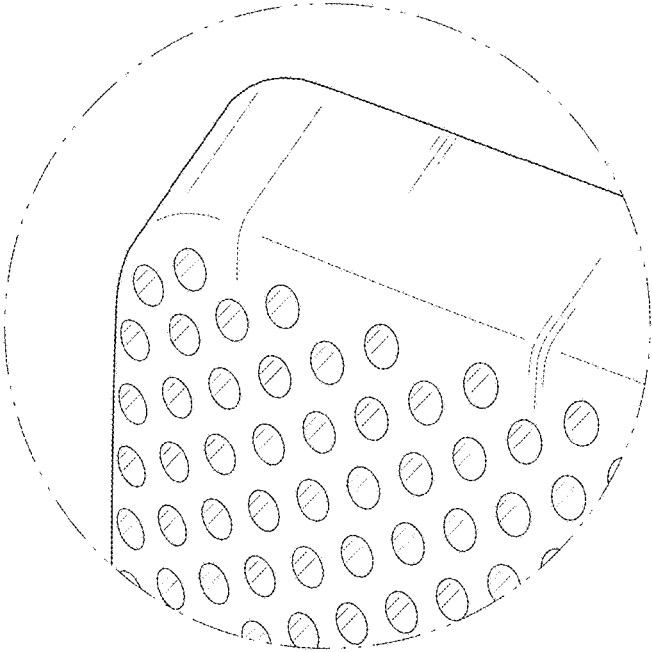


FIG. 9

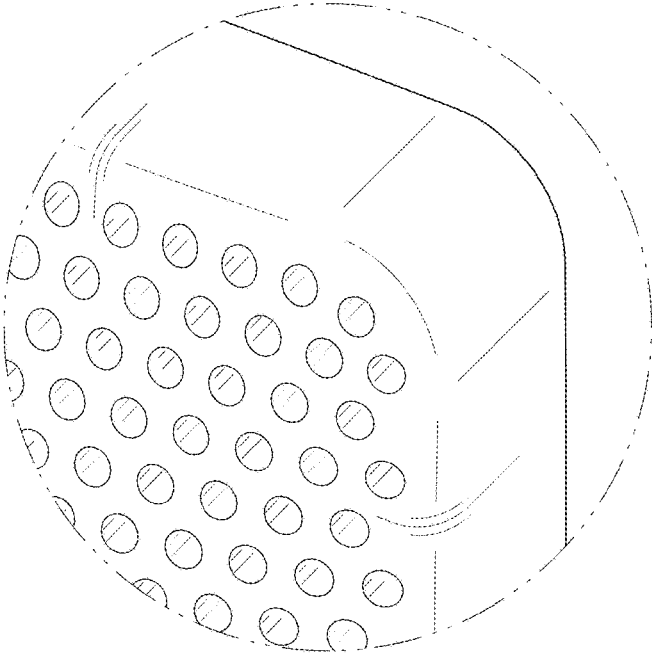


FIG. 10

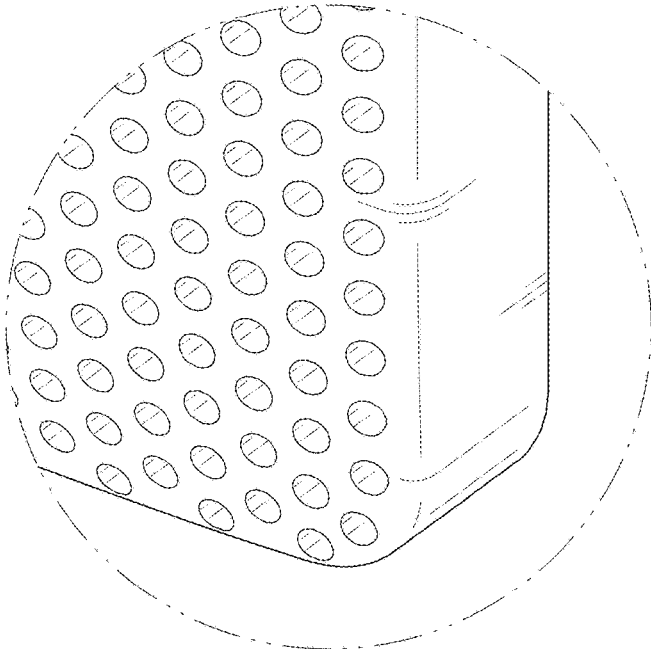


FIG. 11

