



US00D898036S

(12) **United States Design Patent**
Cheng

(10) **Patent No.:** **US D898,036 S**

(45) **Date of Patent:** **** Oct. 6, 2020**

- (54) **TABLET CASE**
- (71) Applicant: **Ganhua Cheng**, Anqing (CN)
- (72) Inventor: **Ganhua Cheng**, Anqing (CN)
- (**) Term: **15 Years**
- (21) Appl. No.: **29/735,129**
- (22) Filed: **May 19, 2020**
- (30) **Foreign Application Priority Data**
Dec. 26, 2019 (CN) 2019 3 0729656
- (51) **LOC (12) Cl.** **14-02**
- (52) **U.S. Cl.**
USPC **D14/440**
- (58) **Field of Classification Search**
USPC D14/440, 447, 250; 206/45.23, 320,
206/45.2, 224; 294/25; 224/218;
361/679.55
CPC G06F 1/1628; G06F 1/1626; G06F 1/1669;
G06F 1/1679; A47B 23/044; H04B
1/3888; A45C 11/00
See application file for complete search history.

D852,802 S *	7/2019	Gao	D14/440
D879,104 S *	3/2020	Li	D14/440
D881,893 S *	4/2020	Zanxiang	D14/440
D883,987 S *	5/2020	Cheng	D14/440
2004/0226973 A1 *	11/2004	Kao	F16M 11/041 224/218
2007/0215512 A1 *	9/2007	Bellissimo	A47G 23/0625 206/557
2009/0219677 A1 *	9/2009	Mori	A45F 3/14 361/679.03
2011/0267748 A1 *	11/2011	Lane	A45F 5/00 361/679.01
2011/0309117 A1 *	12/2011	Roberts	A45F 5/00 224/217

(Continued)

Primary Examiner — Cynthia R Underwood

(57) **CLAIM**

The ornamental design for a tablet case, as shown and described.

DESCRIPTION

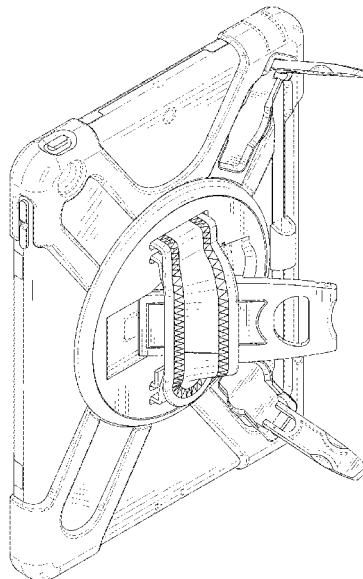
FIG. 1 is a perspective view of a tablet case showing my new design;
 FIG. 2 is another perspective view thereof;
 FIG. 3 is a front elevational view thereof;
 FIG. 4 is a rear elevational view thereof;
 FIG. 5 is a left side elevational view thereof;
 FIG. 6 is a right side elevational view thereof;
 FIG. 7 is a top plan view thereof;
 FIG. 8 is a bottom plan view thereof;
 FIG. 9 is a perspective view of the tablet case where the tablet case is in a first configuration of use;
 FIG. 10 is a perspective view of the tablet case where the tablet case is in a second configuration of use; and,
 FIG. 11 is another perspective view of the tablet case where the tablet case is in the second configuration of use.
 The broken lines in the drawings depict portions of the tablet case that form no part of the claimed design.

1 Claim, 11 Drawing Sheets

(56) **References Cited**

U.S. PATENT DOCUMENTS

6,726,070 B2 *	4/2004	Lautner	A44C 5/0007 224/221
8,807,333 B1	8/2014	Cooper et al.		
D721,376 S *	1/2015	Lee	D14/440
D747,321 S *	1/2016	London	D14/440
D749,592 S *	2/2016	Huang	D14/440
D763,853 S *	8/2016	Pearce	D14/440
D806,083 S *	12/2017	Armstrong	D14/440
D810,751 S	2/2018	Aryeh		
D811,412 S *	2/2018	McCurdy	D14/440
D817,316 S *	5/2018	Srouer	D14/251
D837,219 S *	1/2019	Gao	D14/440



(56)

References Cited

U.S. PATENT DOCUMENTS

2012/0091312 A1* 4/2012 Baker F16M 13/00
248/682
2014/0054910 A1* 2/2014 Kim H04B 1/385
294/158
2014/0152034 A1* 6/2014 Tussy F16M 13/04
294/142
2015/0009610 A1* 1/2015 London G06F 1/163
361/679.03
2017/0045920 A1* 2/2017 Armstrong G06F 1/1669

* cited by examiner

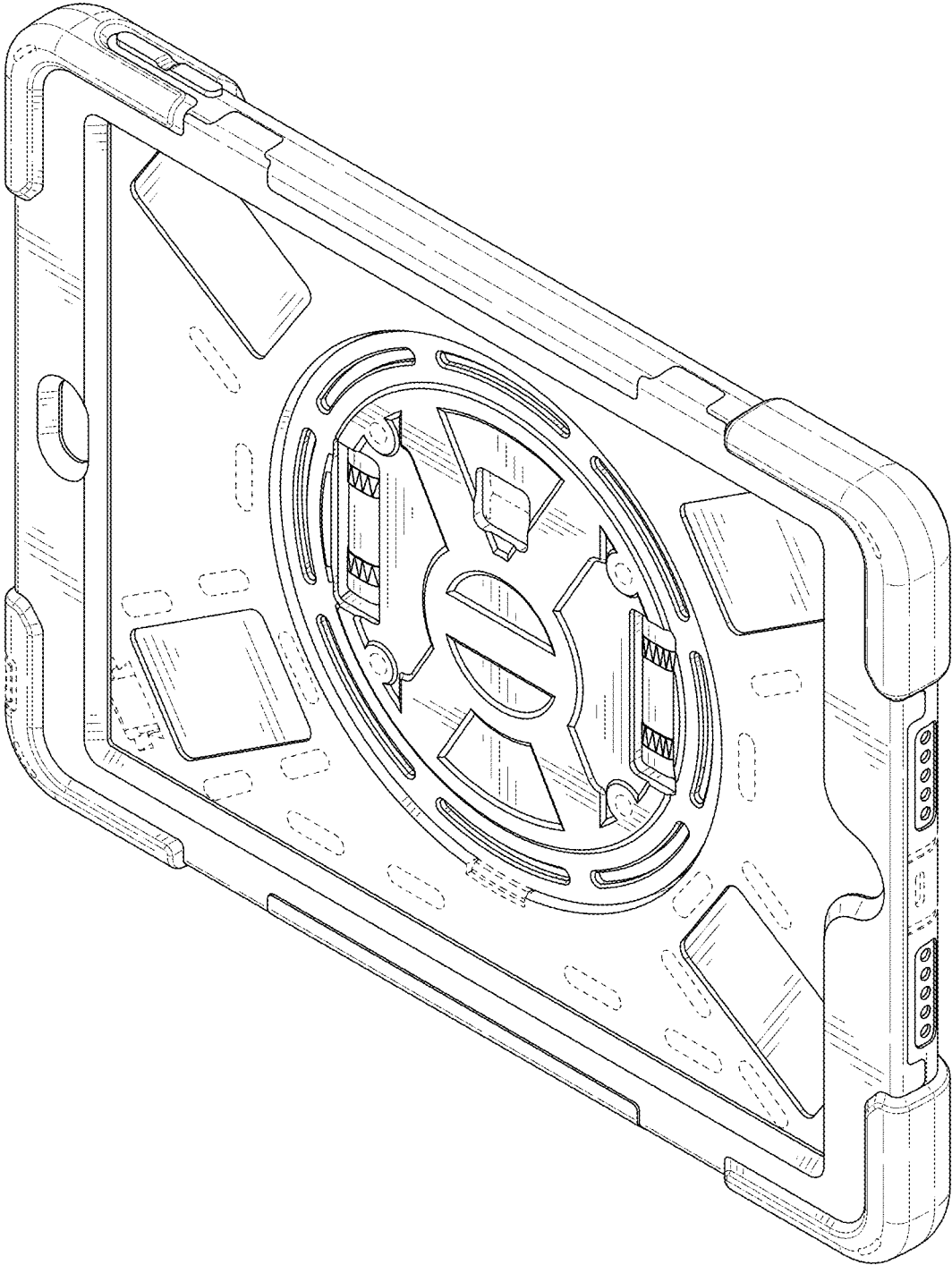


FIG. 1

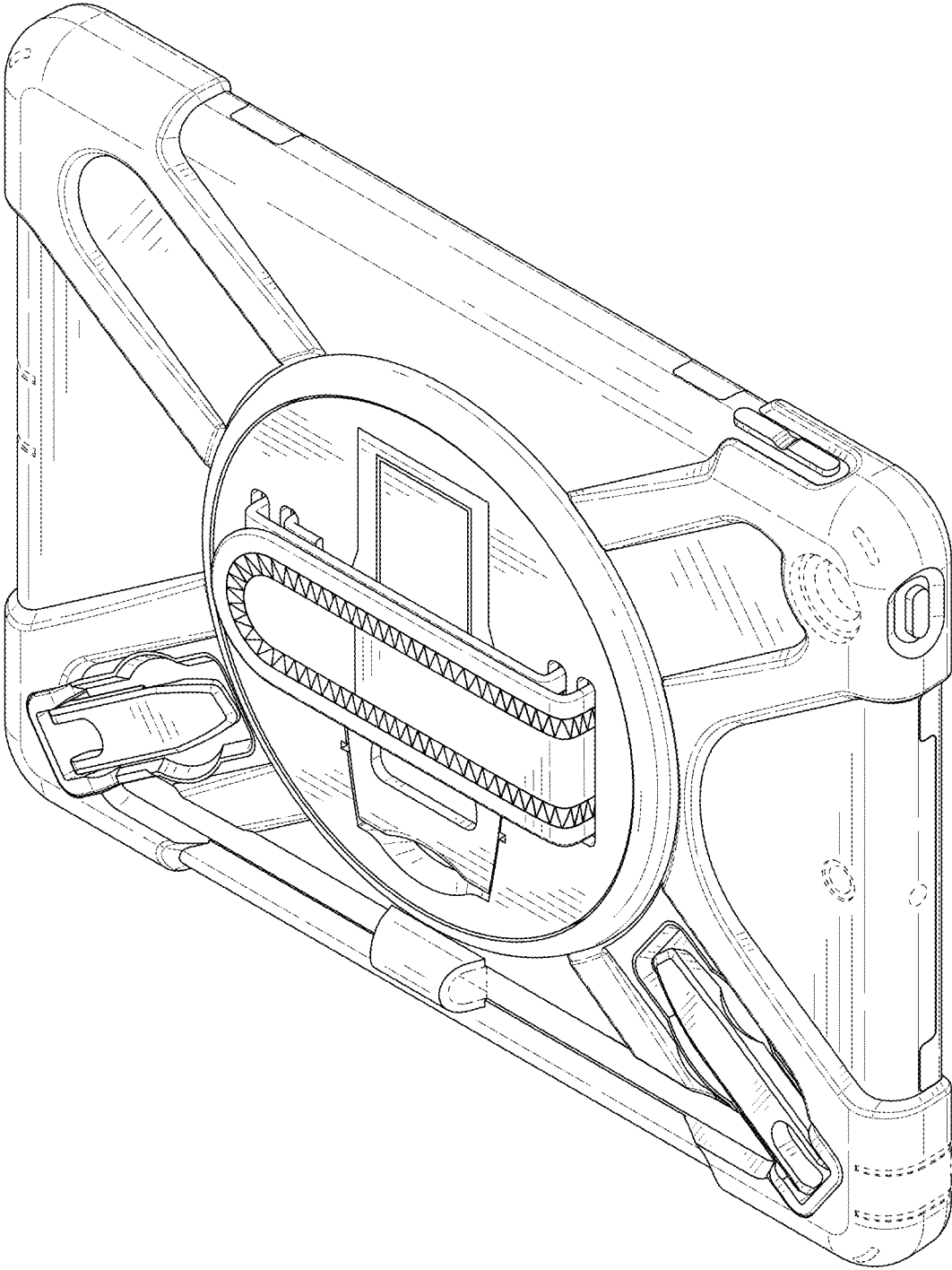


FIG. 2




FIG. 3

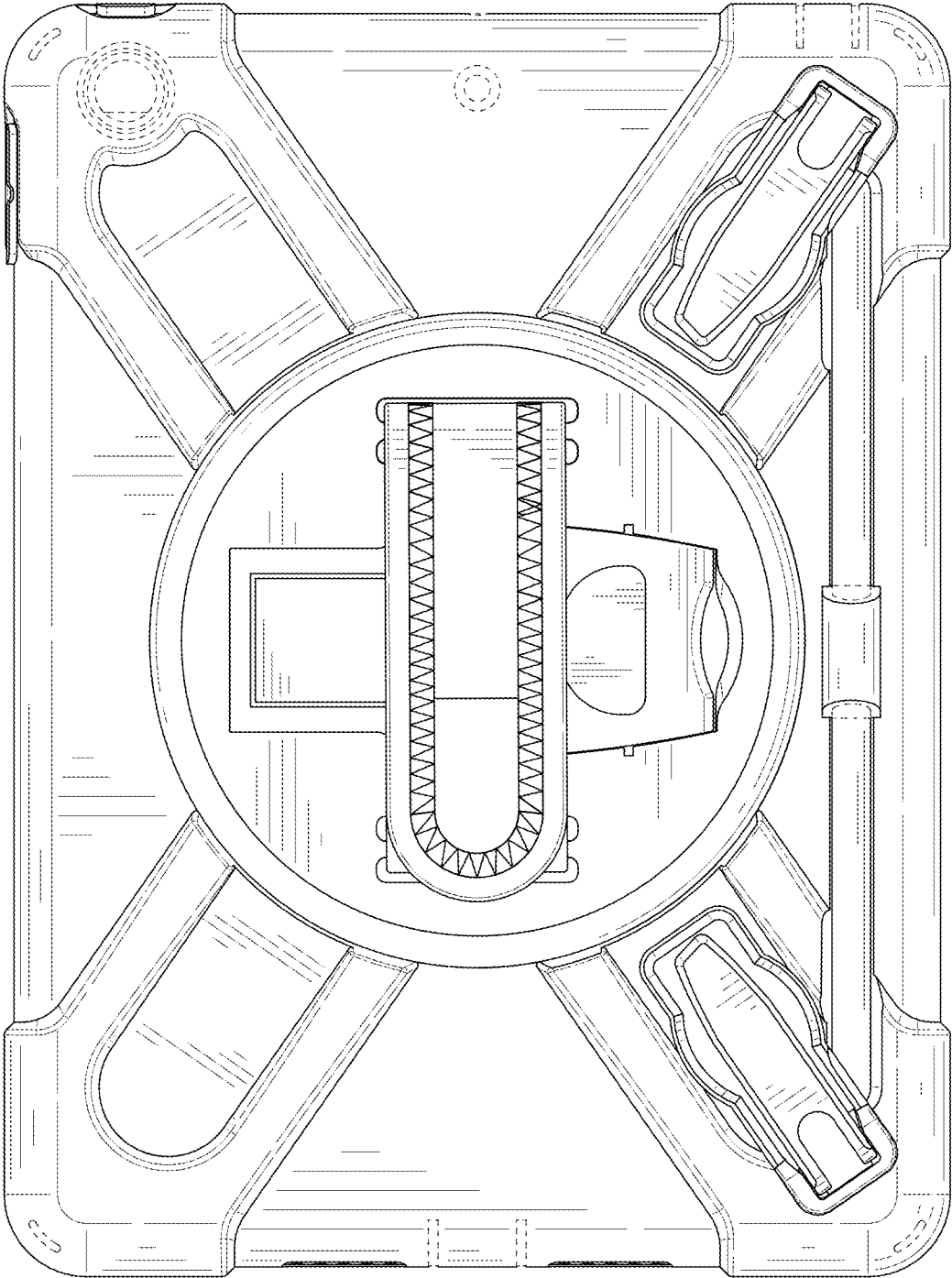


FIG. 4

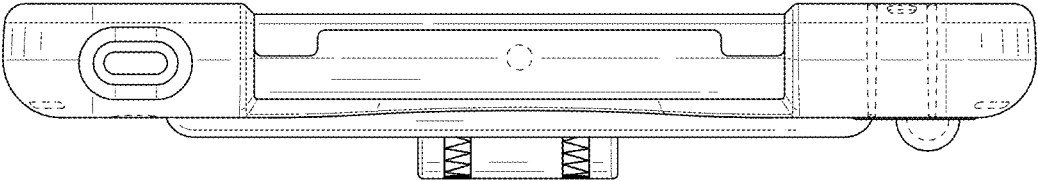


FIG. 5

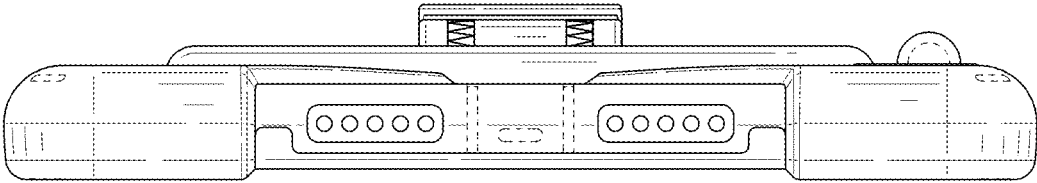


FIG. 6

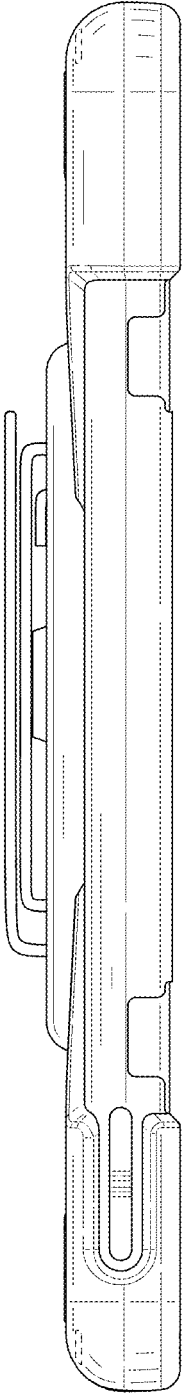


FIG. 7

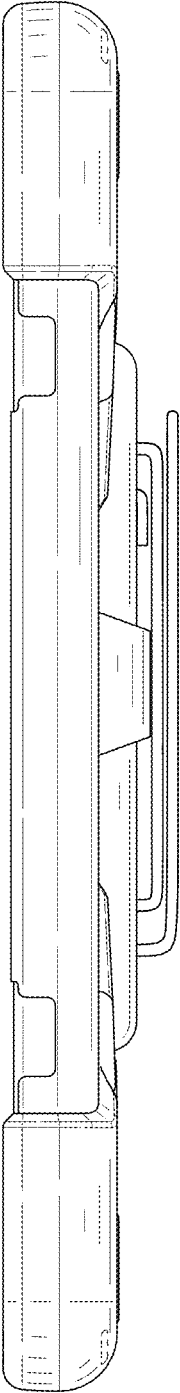


FIG. 8

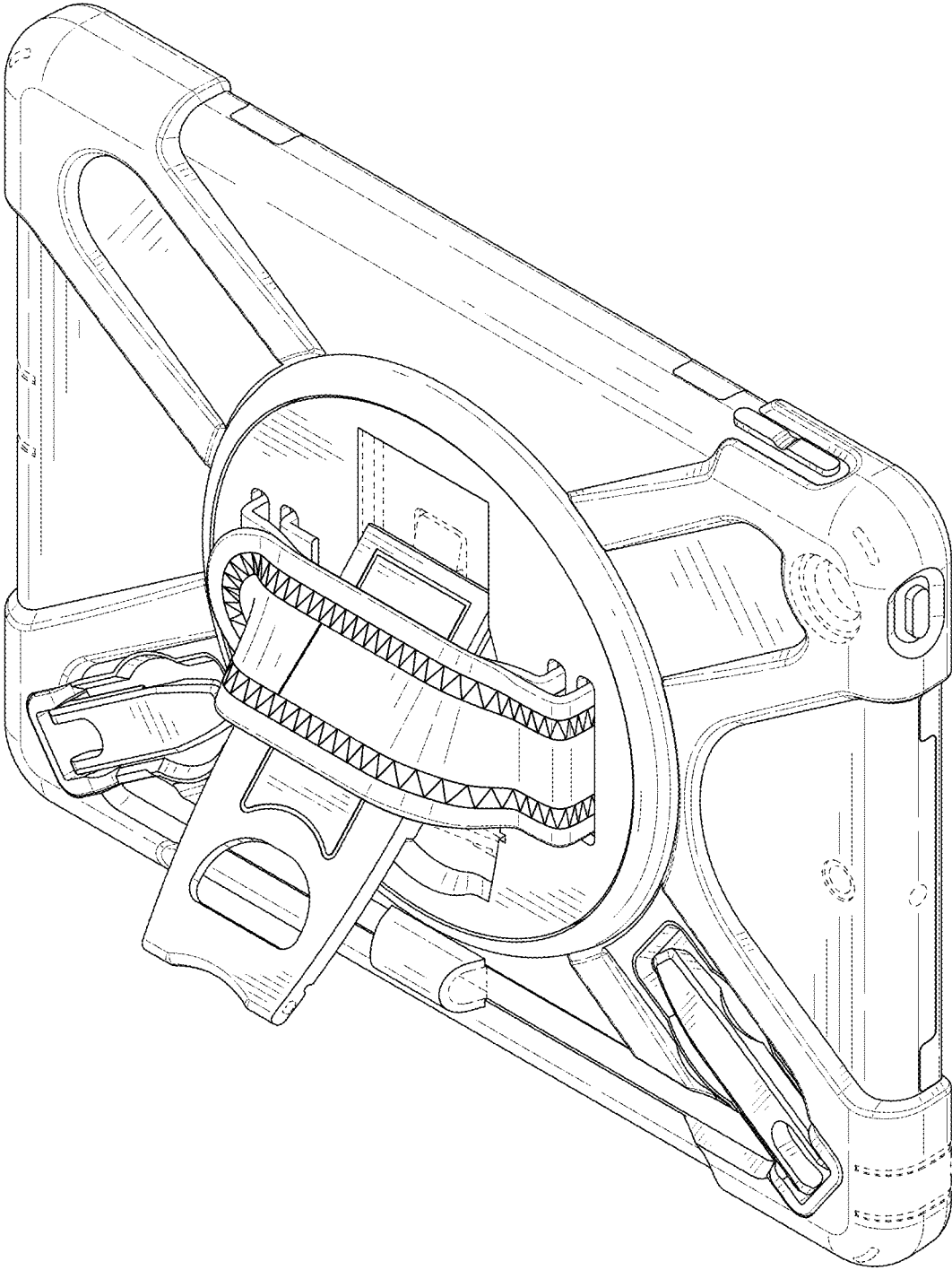


FIG. 9

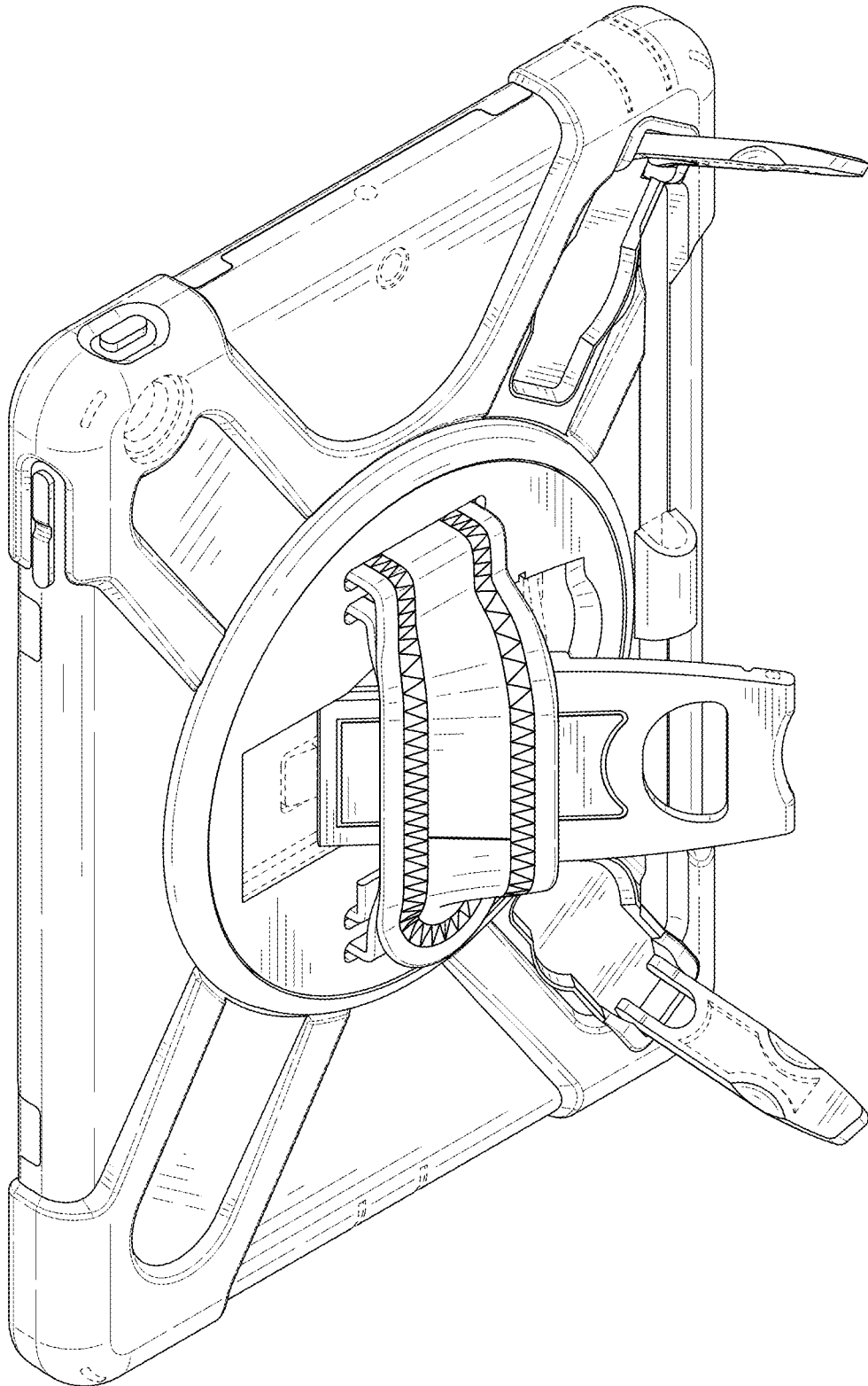


FIG. 10

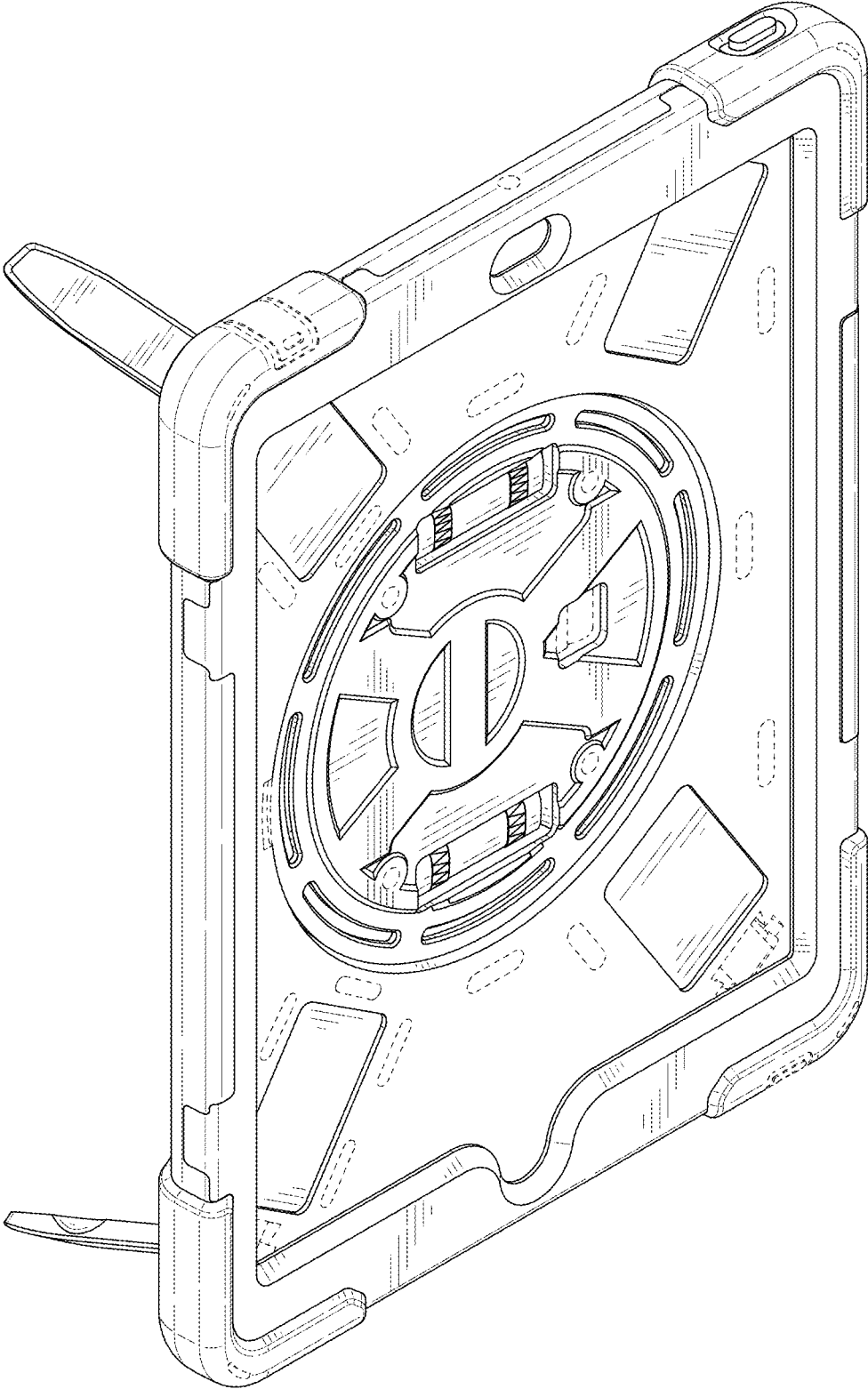


FIG. 11