



US00D756036S

(12) **United States Design Patent**
Heilman

(10) **Patent No.:** **US D756,036 S**

(45) **Date of Patent:** **** May 10, 2016**

- (54) **CONTAINER**
- (71) Applicant: **Laura S. Heilman**, Upper Saddle River, NJ (US)
- (72) Inventor: **Laura S. Heilman**, Upper Saddle River, NJ (US)
- (73) Assignee: **STIKS COSMETIKS LLC**, Upper Saddle River, NJ (US)
- (**) Term: **14 Years**
- (21) Appl. No.: **29/496,571**
- (22) Filed: **Jul. 15, 2014**

2,454,718 A	11/1948	Russo	
2,497,314 A	2/1950	Libson	
2,951,584 A	9/1960	Bauer	
D203,794 S	2/1966	Wassyng	
4,085,841 A	4/1978	Matsuyama et al.	
D280,139 S *	8/1985	Bakic	D28/85
D280,451 S *	9/1985	Bakic	D28/88
D280,854 S *	10/1985	Matalon	D19/901
D282,301 S	1/1986	Holloway	
D306,220 S	2/1990	Wang	
D311,604 S	10/1990	Bakic	
D322,497 S *	12/1991	Dunham	D34/1
D324,332 S *	3/1992	Seifert	D9/520
5,330,056 A	7/1994	De La Rocha	
5,441,153 A	8/1995	Lahaye	
D371,965 S *	7/1996	Kinni	D9/432
5,983,905 A	11/1999	Patching	
D432,268 S *	10/2000	Gavin	D28/85
D436,859 S *	1/2001	Botsford	D9/416
D456,952 S	5/2002	Sakurai et al.	
D462,805 S *	9/2002	Draghetti	D27/189

Related U.S. Application Data

- (62) Division of application No. 29/435,242, filed on Oct. 22, 2012, now Pat. No. Des. 712,594.
- (51) **LOC (10) Cl.** **28-03**
- (52) **U.S. Cl.**
USPC **D28/76; D28/85; D9/432; D9/420**
- (58) **Field of Classification Search**
USPC D28/85-86, 76, 83; 229/164, 160.1; 206/385, 269, 265, 266, 268; D27/189; D9/560, 422, 423, 432, 420; 401/17, 401/18
CPC A45D 40/24; A45D 40/22; A45D 40/221; A45D 40/222; A45D 2040/224; A45D 40/18
See application file for complete search history.

References Cited

U.S. PATENT DOCUMENTS

1,919,133 A	7/1933	Rolot	
1,991,133 A	2/1935	Babbitt	
2,024,377 A	2/1935	Limbach	
2,104,364 A	1/1938	Coryell	
D121,950 S	8/1940	Christy	
D136,319 S *	9/1943	New	206/265

(Continued)

Primary Examiner — Jennifer Rivard

(74) *Attorney, Agent, or Firm* — Andrew F. Young, Esq.; Lackenbach Siegel, LLP

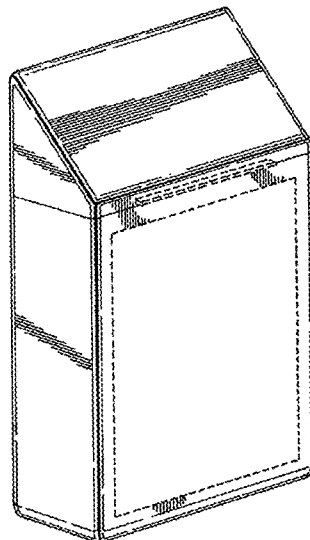
(57) **CLAIM**

The ornamental design for a container, as shown and described.

DESCRIPTION

FIG. 1 is a front perspective view of the invention.
 FIG. 2 is a front elevation view of FIG. 1.
 FIG. 3 is a left side elevation view of FIG. 1, the right side being a mirror image thereof.
 FIG. 4 is a rear elevation view of FIG. 1.
 FIG. 5 is a top plan view of FIG. 1; and
 FIG. 6 is a bottom plan view of FIG. 1.
 The dashed lines indicate pivot members, lifting lips, front panel, and bottom support surface of the container and they form no part of the claimed design.

1 Claim, 2 Drawing Sheets



(56)

References Cited

U.S. PATENT DOCUMENTS

D466,412 S *	12/2002	Baskinger	D9/432	D538,478 S	3/2007	Chen	
D473,974 S *	4/2003	Fuller	D28/77	7,228,966 B1 *	6/2007	Turner	A45D 40/24 132/315
D477,896 S	7/2003	Weiss et al.		D563,051 S	2/2008	Martinez	
D480,561 S	10/2003	Simon et al.		D567,447 S	4/2008	Lee	
D485,184 S *	1/2004	Hay	D9/522	D602,351 S	10/2009	Toinet et al.	
D496,135 S	9/2004	Hillock		D618,545 S	6/2010	Toinet et al.	
D499,341 S	12/2004	Lovison		D661,024 S *	5/2012	Bakic	D28/76
D501,279 S	1/2005	Dittmer et al.		8,967,382 B2 *	3/2015	Liu	A24F 15/18 206/236
7,021,318 B2 *	4/2006	Byun	A45D 40/023 132/294	2010/0307520 A1 *	12/2010	Dahle	A45D 40/18 132/200
D522,696 S	6/2006	Severa		2011/0062037 A1 *	3/2011	Bertuzzi	B65B 61/20 206/267
D537,244 S	2/2007	Danechi					

* cited by examiner

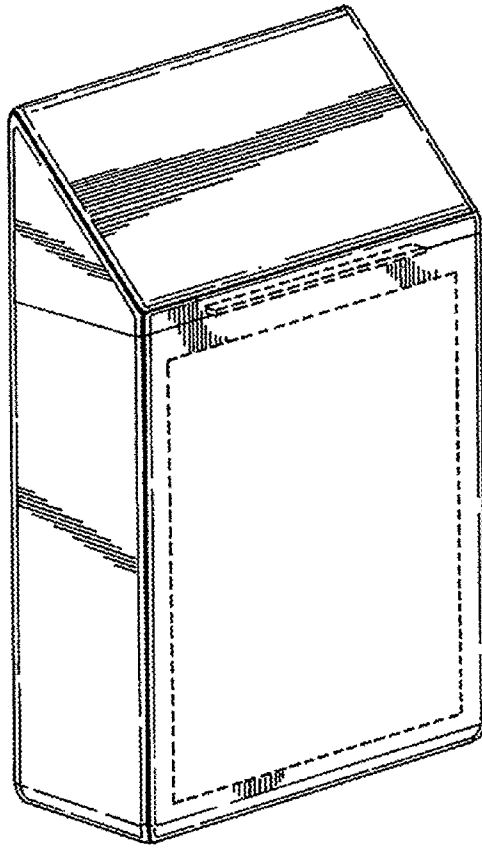


FIG. 1

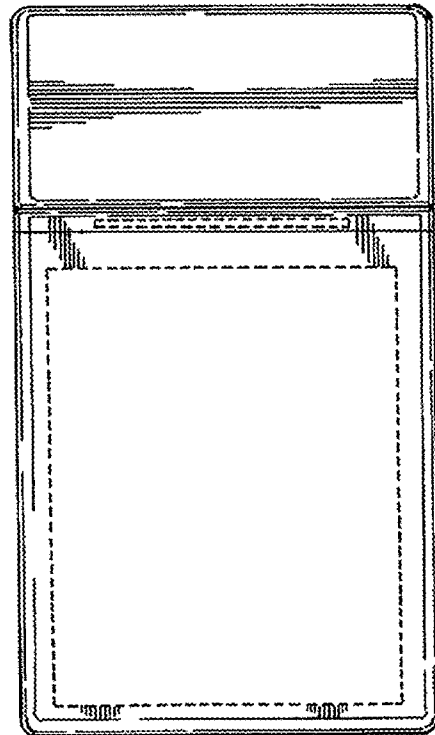


FIG. 2

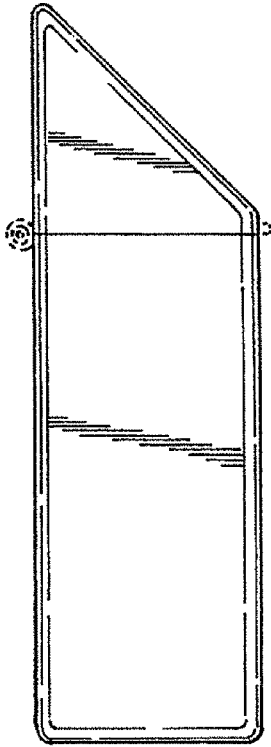


FIG. 3

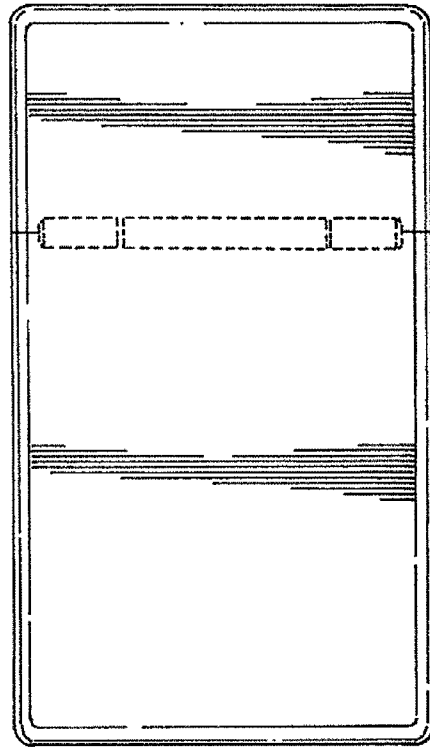


FIG. 4

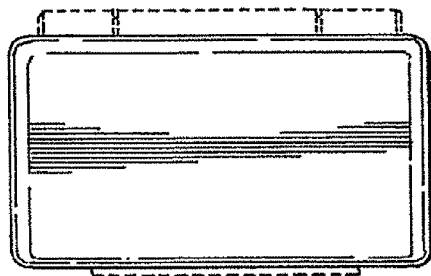


FIG. 5

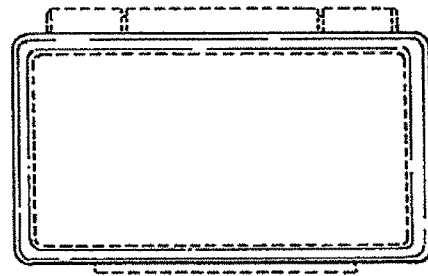


FIG. 6