



US00D625123S

(12) **United States Design Patent**
Zambelli

(10) **Patent No.:** **US D625,123 S**

(45) **Date of Patent:** **** Oct. 12, 2010**

(54) **AUDIO VIDEO SHELVING UNIT**

(75) Inventor: **Michael P. Zambelli**, Basking Ridge, NJ (US)

(73) Assignee: **Bell'O International Corp.**, Morganville, NJ (US)

(**) Term: **14 Years**

(21) Appl. No.: **29/351,897**

(22) Filed: **Dec. 14, 2009**

Related U.S. Application Data

(63) Continuation-in-part of application No. 29/310,593, filed on Aug. 28, 2008, now Pat. No. Des. 605,874.

(51) **LOC (9) Cl.** **06-04**

(52) **U.S. Cl.** **D6/446**

(58) **Field of Classification Search** D6/446,
D6/470, 436, 437, 444, 477, 478, 432, 441,
D6/445, 447, 448; 312/114, 204, 224, 278,
312/279, 7.2

See application file for complete search history.

(56) **References Cited**

U.S. PATENT DOCUMENTS

D454,731 S	3/2002	Niitsu et al.
D458,053 S	6/2002	Luong
D472,073 S	3/2003	de Carolis
D472,074 S	3/2003	de Carolis
D472,075 S	3/2003	de Carolis
D489,548 S	5/2004	Malizia et al.
D491,748 S	6/2004	deCarolis
D491,749 S	6/2004	Malizia et al.
D491,750 S	6/2004	Bertoncini et al.
D491,753 S	6/2004	deCarolis
D492,860 S	7/2004	Bertoncini et al.
D493,982 S	8/2004	deCarolis
D496,807 S	10/2004	deCarolis
D497,060 S	10/2004	Chang et al.
D497,061 S	10/2004	Decarolis
D505,573 S	5/2005	Malizia
D506,329 S	6/2005	Sexton

D507,433 S	7/2005	Portnoy
D507,900 S	8/2005	Sexton
D508,172 S	8/2005	Malizia et al.
D515,337 S	2/2006	deCarolis
D516,838 S	3/2006	Portnoy

(Continued)

OTHER PUBLICATIONS

Bell'O's 2005-2006 Product Catalog.

Primary Examiner—Caron Veynar

Assistant Examiner—Abraham Bahta

(74) *Attorney, Agent, or Firm*—Lerner, David, Littenberg, Krumholz & Mentlik, LLP

(57) **CLAIM**

The ornamental design for audio video shelving unit, as shown and described.

DESCRIPTION

FIG. 1 is a front perspective view of a first embodiment of the audio video shelving unit;

FIG. 2 is a front elevational view thereof;

FIG. 3 is a rear elevational view thereof;

FIG. 4 is a top plan view thereof;

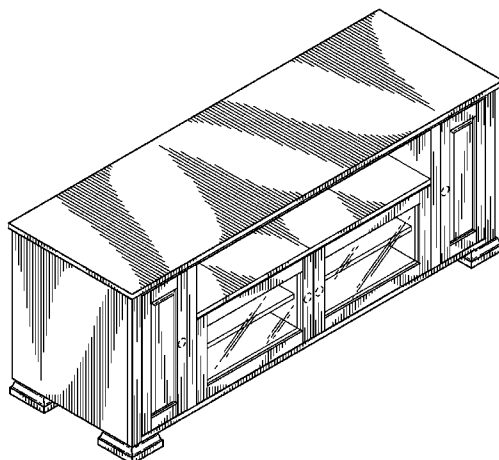
FIG. 5 is a right side view thereof (the left side being a mirror image of the right side view); and,

FIG. 6 is a front perspective view of a second embodiment of the audio video shelving unit (all other views of the second embodiment having the same appearance as FIGS. 1-5).

The only difference between the second embodiment and the first is that the second has opaque center door panels.

The broken lines shown on the drawings are included for the purpose of illustration and form no part of the claimed design.

1 Claim, 6 Drawing Sheets



US D625,123 S

Page 2

U.S. PATENT DOCUMENTS

D516,840 S	3/2006	deCarolis	D559,583 S	1/2008	Zambelli	
D516,847 S	3/2006	Stenhouse et al.	D559,584 S	1/2008	Zambelli	
D519,757 S	5/2006	Portnoy	D560,077 S	1/2008	Zambelli	
D524,080 S	7/2006	Stenhouse et al.	D562,593 S	2/2008	Zambelli	
D525,052 S	7/2006	Malizia et al.	D564,260 S	3/2008	deCarolis	
D525,054 S	7/2006	Stenhouse et al.	D564,261 S	3/2008	Sculler	
D527,208 S	8/2006	Malizia et al.	D564,789 S	3/2008	deCarolis	
D535,497 S	1/2007	Portnoy	D564,796 S	3/2008	Zambelli	
D537,656 S	3/2007	Stenhouse et al.	D587,497 S *	3/2009	Zambelli D6/477
D549,991 S	9/2007	Stravitz	D589,280 S *	3/2009	Zambelli D6/477
D554,393 S	11/2007	Yalif	D594,248 S *	6/2009	Zambelli D6/436
D555,397 S	11/2007	Yalif	D605,874 S *	12/2009	Zambelli D6/446

* cited by examiner

FIG. 1

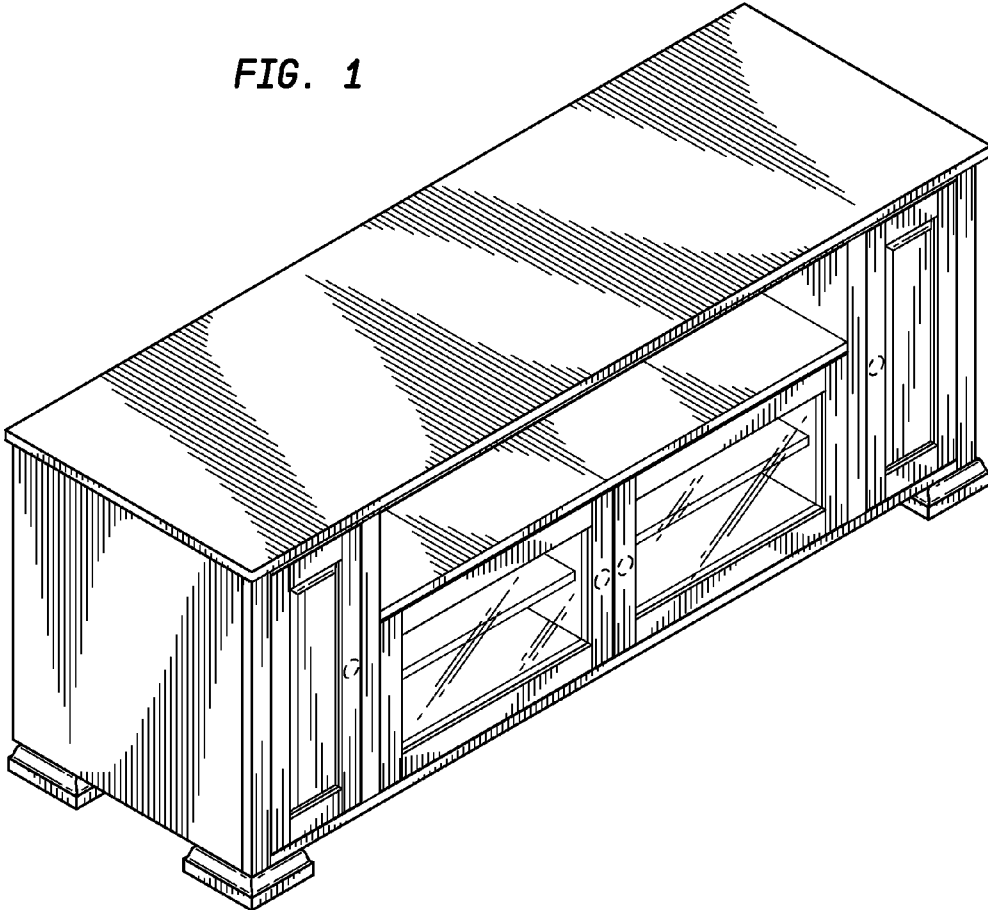


FIG. 2

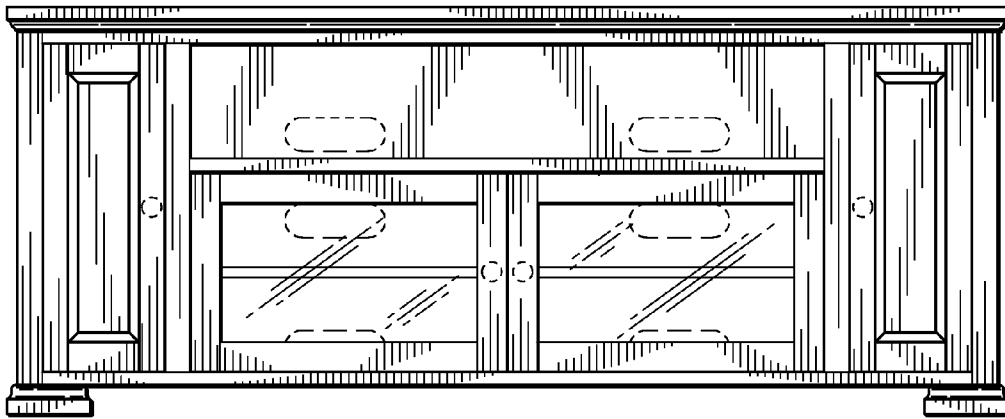


FIG. 3

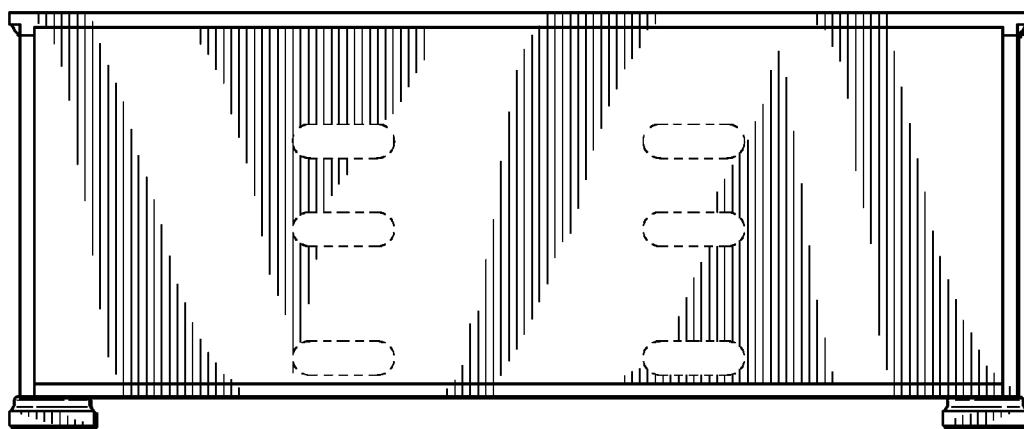


FIG. 4




FIG. 5




FIG. 6

