



US00D391056S

United States Patent [19] Teague

[11] Patent Number: **Des. 391,056**

[45] Date of Patent: ****Feb. 24, 1998**

[54] PORTION OF A SHOE UPPER

[75] Inventor: **Tracy L. Teague**, Aloha, Oreg.

[73] Assignee: **Nike, Inc.**, Beaverton, Oreg.

[**] Term: **14 Years**

[21] Appl. No.: **67,955**

[22] Filed: **Mar. 13, 1997**

[51] **LOC (6) Cl.** **02-99**

[52] **U.S. Cl.** **D2/972**

[58] **Field of Search** D2/902, 907, 908,
D2/942, 943, 944, 946, 969, 972, 973,
935; 36/83, 84, 114, 45, 48, 50.1

[56] References Cited

U.S. PATENT DOCUMENTS

- D. 54,215 11/1919 Johnson .
- D. 343,722 2/1994 Lucas .
- D. 344,397 2/1994 Zelenko D2/972
- D. 348,561 7/1994 Lozano .
- D. 351,275 10/1994 Hatfield et al. .
- D. 351,941 11/1994 Avar .
- D. 358,021 5/1995 Vestuti .
- D. 361,425 8/1995 Backus .
- D. 362,111 9/1995 Avar .
- D. 365,200 12/1995 Teague D2/969
- D. 369,897 5/1996 Worthington .
- D. 370,554 6/1996 Greene .
- D. 374,552 10/1996 Avar .
- D. 375,194 11/1996 Teague .
- D. 375,401 11/1996 Cooper .
- D. 375,617 11/1996 Orzeck .
- D. 376,901 12/1996 Avar et al. .
- D. 380,080 6/1997 Avar D2/972

OTHER PUBLICATIONS

Nike Fall 1997 Footwear Catalog, pp. 26, 41, 43, 69, 47, 42, published Dec. 1996.

Nike Late Spring 1997 Footwear Catalog, p. 141, published Sep. 1996.

Nike Spring 1997 Footwear Catalog, pp. 8, 23, 24, 26, 27, 41, 92, 165, 197, published Jun. 1996.

Nike Holiday 1996 Footwear Catalog, pp. 23, 24, 36, 141, 162, published Mar. 1996.

Nike Fall 1996 Footwear Catalog, pp. 6, 151, 169, published Dec. 1995.

Nike Fall 1995 Footwear Catalog, p. 24, published Nov. 1994.

Nike Spring 1993 Footwear Catalog, p. 46, published Jun. 1992.

Primary Examiner—Dominic Simone

Attorney, Agent, or Firm—Banner & Witcoff, Ltd.

[57]

CLAIM

The ornamental design for a portion of a shoe upper, as shown and described.

DESCRIPTION

FIG. 1 is a side elevational view of a portion of a shoe upper showing my new design;

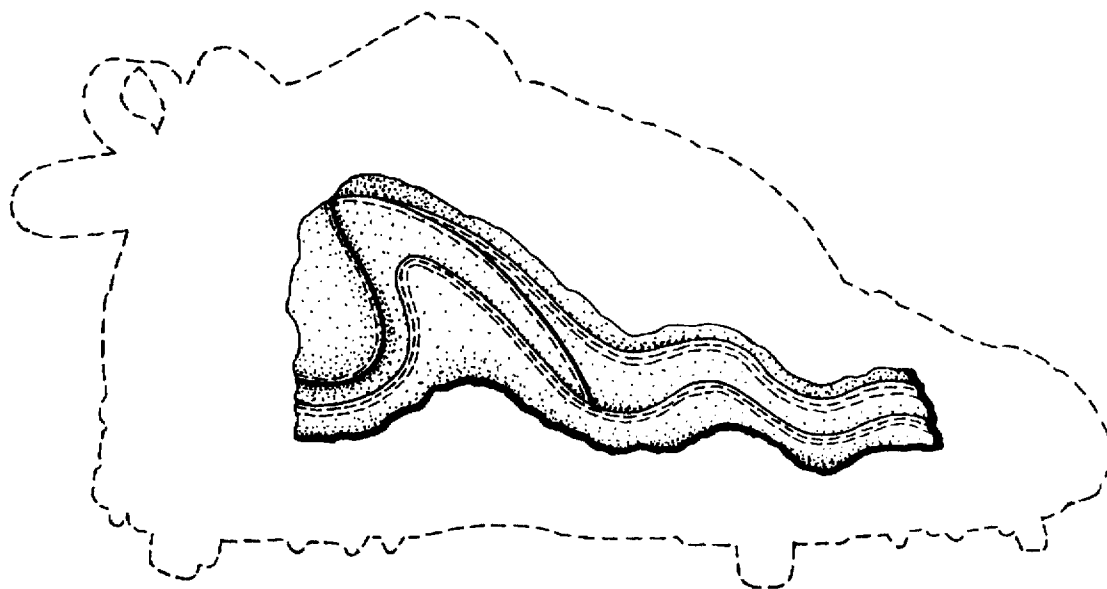
FIG. 2 is a top plan view thereof;

FIG. 3 is a front elevational view thereof; and,

FIG. 4 is a rear elevational view thereof.

The broken line showing the remainder of the shoe is for illustrative purposes and forms no part of the claimed design.

1 Claim, 2 Drawing Sheets



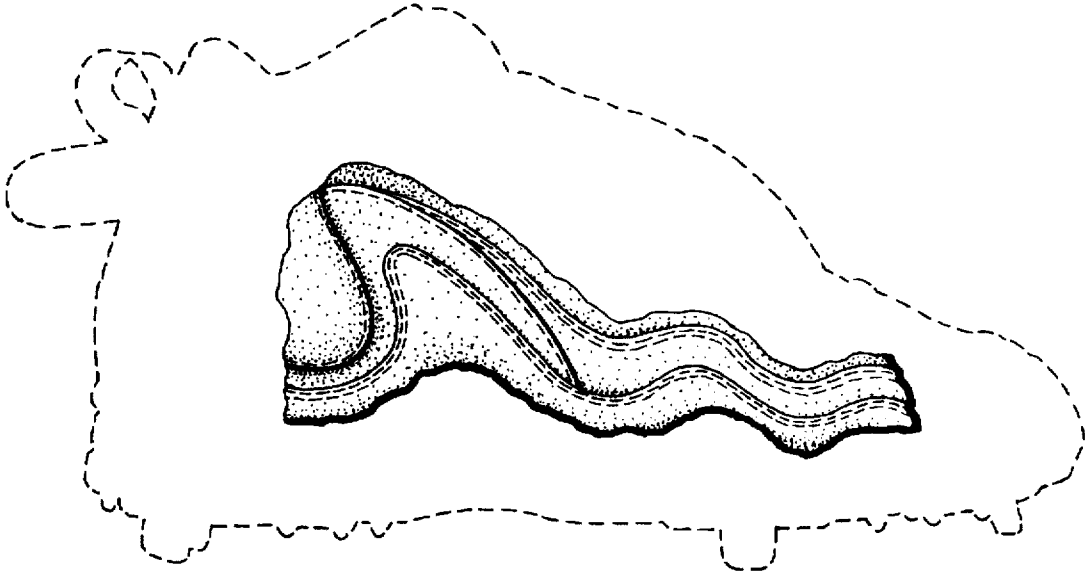


FIG. 1

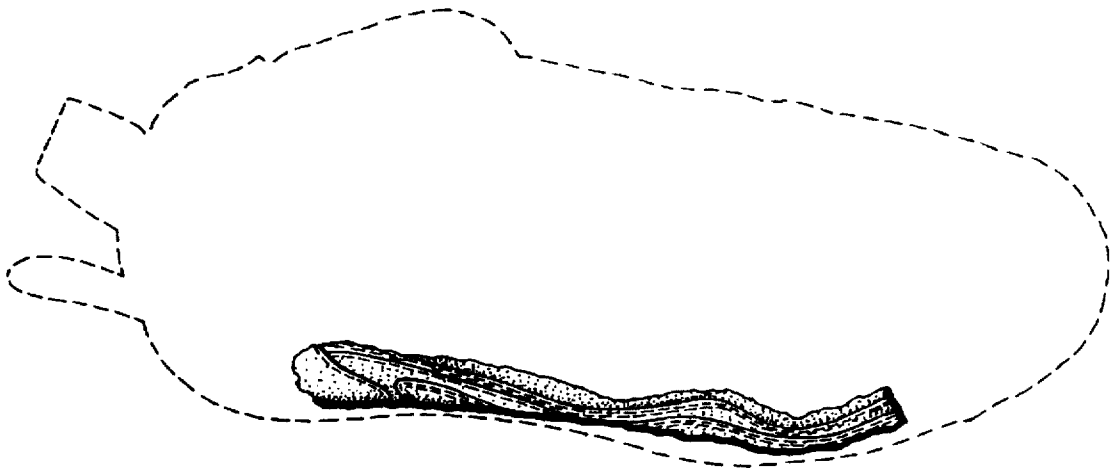


FIG. 2




FIG. 3

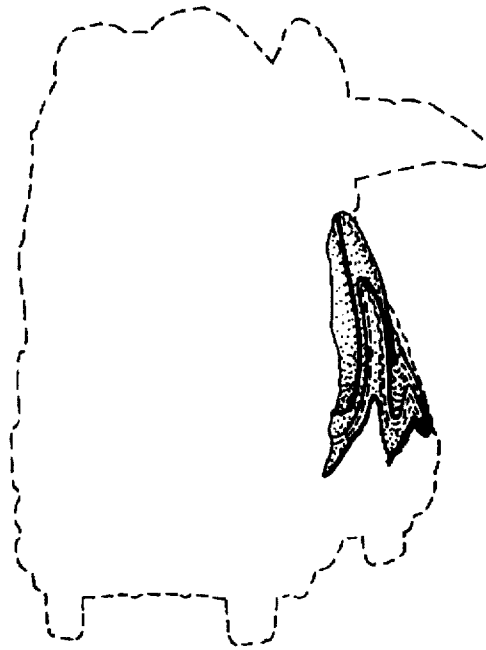


FIG. 4