



US00D545653S

(12) **United States Design Patent**
Kirkpatrick

(10) **Patent No.:** **US D545,653 S**

(45) **Date of Patent:** **** Jul. 3, 2007**

(54) **PLIERS WITH GLITTER COVERED HANDLES**

D416,184 S * 11/1999 Gathmann D8/107
6,386,076 B1 * 5/2002 Swanstrom, Jr. 81/385

(75) Inventor: **Herman G. Kirkpatrick**, Leawood, KS (US)

* cited by examiner

(73) Assignee: **Euro Tool, Inc.**, Grandview, MO (US)

Primary Examiner—Alan P. Douglas

Assistant Examiner—Deanna Fluegeman

(**) Term: **14 Years**

(74) *Attorney, Agent, or Firm*—J. David Wharton; Stinson Morrison Hecker LLP

(21) Appl. No.: **29/253,087**

(57) **CLAIM**

(22) Filed: **Feb. 1, 2006**

The ornamental design for pliers with glitter covered handles, as shown and described.

(51) **LOC (8) Cl.** **08-05**

(52) **U.S. Cl.** **D8/52**

(58) **Field of Classification Search** D8/4,
D8/51, 52, 54, 107, 303; D7/664; 81/300,
81/302, 314, 329, 330, 355-358, 385, 386,
81/391, 393-403, 411, 412, 415-419, 424.5,
81/427.5; 140/121

DESCRIPTION

See application file for complete search history.

FIG. 1 is a front perspective view of the pliers having glitter covered handles;

FIG. 2 is a side elevational view thereof;

FIG. 3 is a top plan view of the pliers having glitter covered handles;

FIG. 4 is an elevational view of one end thereof;

FIG. 5 is an elevational view of the opposite end of the pliers according to the present invention; and,

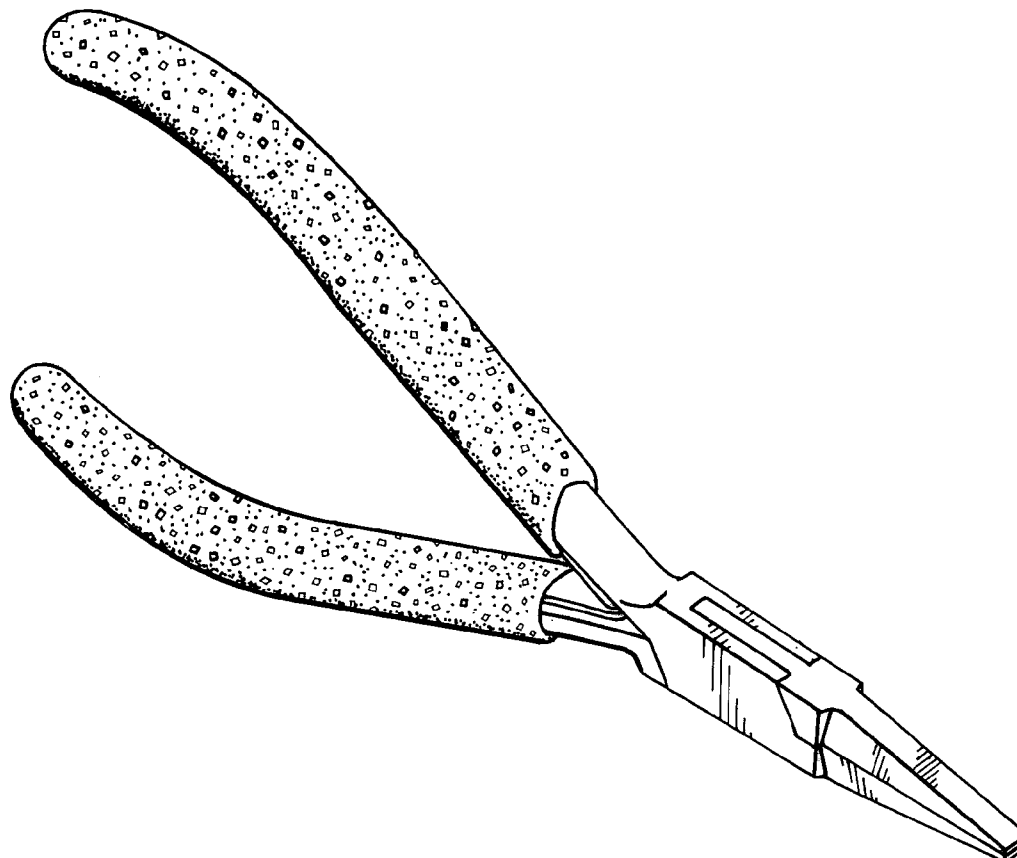
FIG. 6 is a bottom plan view of the pliers having glitter covered handles.

(56) **References Cited**

U.S. PATENT DOCUMENTS

- 4,372,182 A * 2/1983 Kolter 81/426
- 5,259,101 A * 11/1993 Katz 29/896.41
- 5,395,236 A * 3/1995 Khouri 81/424.5
- D410,362 S * 6/1999 Lai D8/107

1 Claim, 2 Drawing Sheets






Fig. 1.

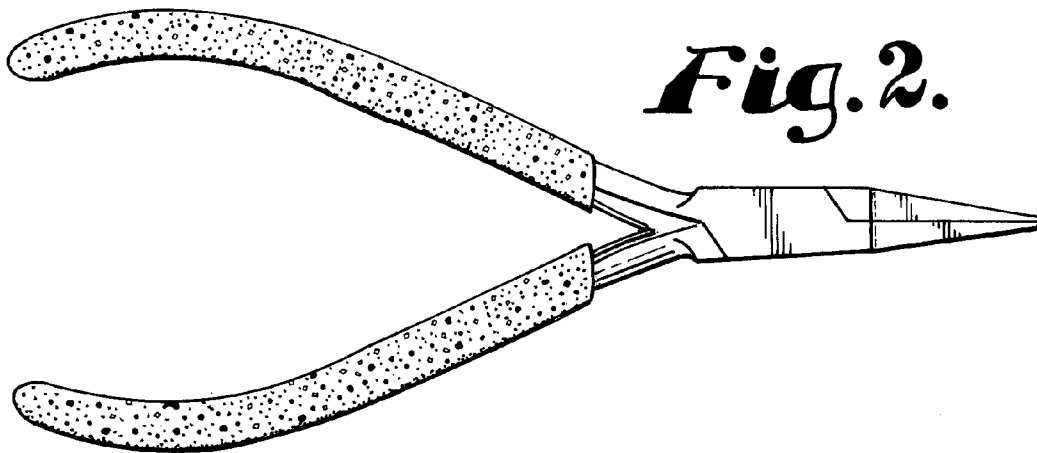


Fig. 2.

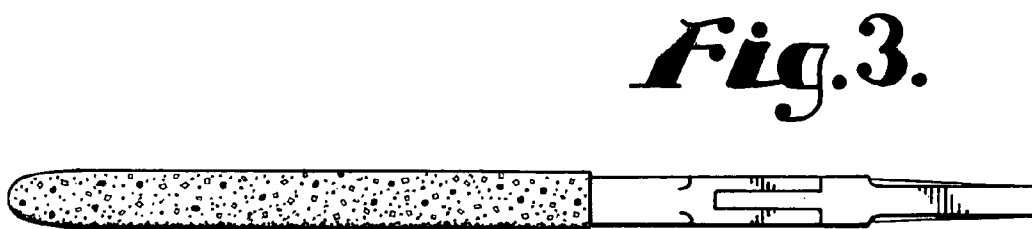


Fig. 3.

Fig. 4.



Fig. 5.



Fig. 6.

