



US00D852379S

(12) **United States Design Patent**
Springborn

(10) **Patent No.:** **US D852,379 S**

(45) **Date of Patent:** **** Jun. 25, 2019**

(54) **HANDRAIL**

(71) Applicant: **Russell H. Springborn**, Howell, MI (US)

(72) Inventor: **Russell H. Springborn**, Howell, MI (US)

(**) Term: **15 Years**

(21) Appl. No.: **29/618,698**

(22) Filed: **Sep. 22, 2017**

(51) **LOC (11) Cl.** **25-02**

(52) **U.S. Cl.**
USPC **D25/38.1**

(58) **Field of Classification Search**
USPC D25/38.1, 41.1, 42, 43, 44, 119-126, D25/131, 132, 164, 199; D34/28, 29
CPC E04F 11/18; E04F 11/181; E04F 11/1802; E04F 11/1808; E04F 11/1834; E04F 11/1836; E04F 11/1842; E04F 11/1865; E04H 2017/1447; E04H 2017/1478; E04H 2017/1482; E04H 17/20; E04H 17/1421; E04H 17/1443; B66C 7/02; E01F 15/0453; B63B 17/04
See application file for complete search history.

(56) **References Cited**

U.S. PATENT DOCUMENTS

| | | | | |
|--------------|---------|---------------|-------|-------------------------|
| D200,702 S * | 3/1965 | Huret | | D25/121 |
| 3,491,984 A | 1/1970 | Nyberg | | |
| D330,431 S * | 10/1992 | Wang | | D25/119 |
| D560,823 S | 1/2008 | Holland | | |
| 7,543,802 B2 | 6/2009 | Petta et al. | | |
| D609,820 S | 2/2010 | Clarke et al. | | |
| D734,495 S | 7/2015 | Wölde | | |
| D755,988 S | 5/2016 | Walker et al. | | |
| D782,697 S * | 3/2017 | Bizzarri | | E04F 11/181 D25/38.1 |
| 9,783,990 B2 | 10/2017 | Walker et al. | | |

(Continued)

OTHER PUBLICATIONS

<http://www.ultrannaxrailing.conn/assets/files/2018/brochures/UltraMaxLevelRailing.pdf> Dec. 18, 2017 (Year: 2017).

(Continued)

Primary Examiner — Leanne Was-Englehart
(74) *Attorney, Agent, or Firm* — Dykema Gossett PLLC

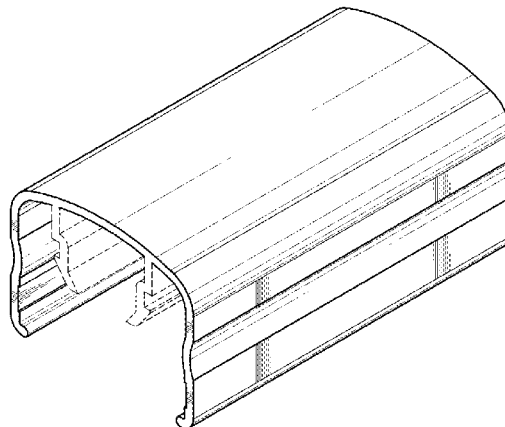
(57) **CLAIM**

The ornamental design for a handrail, as shown and described.

DESCRIPTION

This application is related to U.S. design application Ser. No. 29/618,701 filed 22 Sep. 2017 and U.S. design application Ser. No. 29/618,702, filed 22 Sep. 2017.
FIG. 1 is a top, perspective view of a handrail in accordance with a first embodiment of the present design;
FIG. 2 is a bottom, perspective view of the handrail;
FIG. 3 is a right, end view of the handrail;
FIG. 4 is a left, end view of the handrail;
FIG. 5 is a top, plan view of the handrail;
FIG. 6 is a bottom, plan view of the handrail;
FIG. 7 is a right, side view of the handrail;
FIG. 8 is a left, side view of the handrail;
FIG. 9 is a top, perspective view of a handrail in accordance with a second embodiment of the present design;
FIG. 10 is a bottom, perspective view of the handrail;
FIG. 11 is a right, end view of the handrail;
FIG. 12 is a left, end view of the handrail;
FIG. 13 is a top, plan view of the handrail;
FIG. 14 is a bottom, plan view of the handrail;
FIG. 15 is a right, side view of the handrail; and,
FIG. 16 is a left, side view of the handrail.
In FIGS. 1-16, the broken lines depict portions of the article that form no part of the claimed design.

1 Claim, 6 Drawing Sheets



(56)

References Cited

U.S. PATENT DOCUMENTS

D805,214 S 12/2017 Bizzarri et al.
D805,653 S * 12/2017 Bizzarri D25/38.1
D806,265 S * 12/2017 Bizzarri D25/38.1
2008/0265232 A1* 10/2008 Terrels H02G 3/0456
256/65.04
2015/0252588 A1 9/2015 Springborn
2016/0230413 A1 8/2016 Springborn
2016/0362908 A1* 12/2016 Springborn E04F 11/1817
2017/0234015 A1* 8/2017 Bizzarri E04F 11/1836
256/22

OTHER PUBLICATIONS

[http://www.ultramaxrailing.com/assets/files/2018/brochures/
UltraMaxReadyToBuildRailing.pdf](http://www.ultramaxrailing.com/assets/files/2018/brochures/UltraMaxReadyToBuildRailing.pdf) Dec. 20, 2017 (Year: 2017).
<http://www.ultrarailing.com/Available> Mar. 1, 2018 (Year: 2018).

* cited by examiner

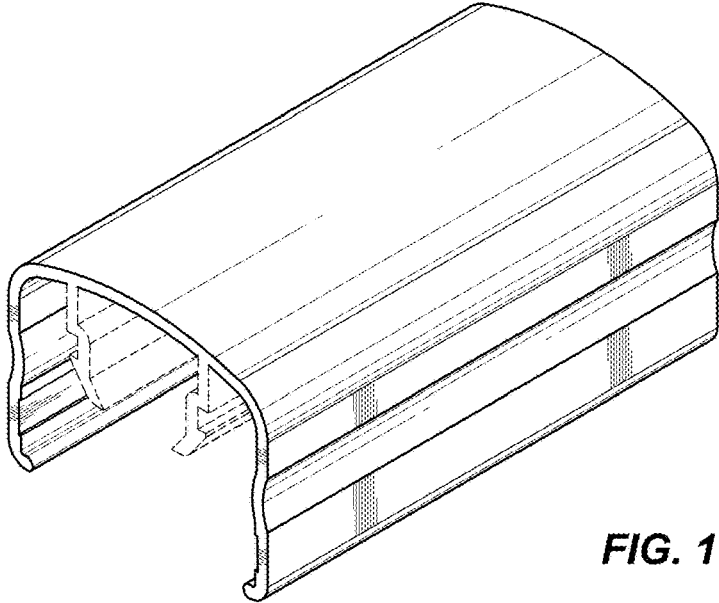


FIG. 1

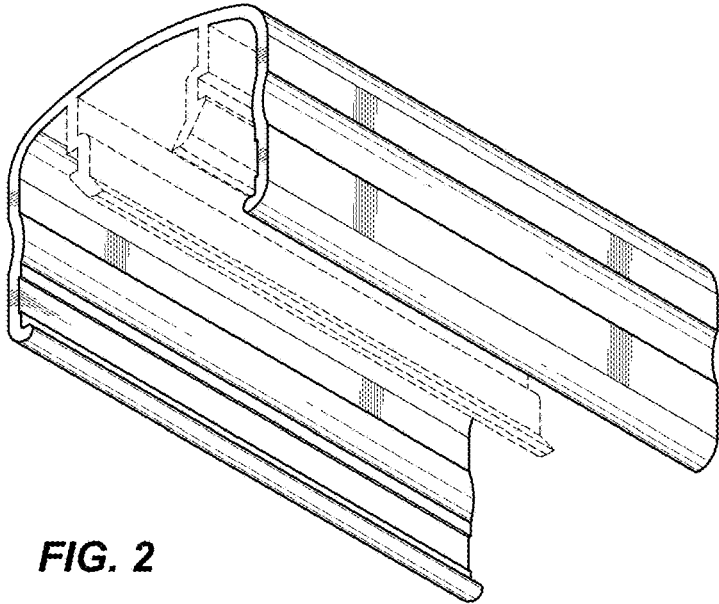


FIG. 2

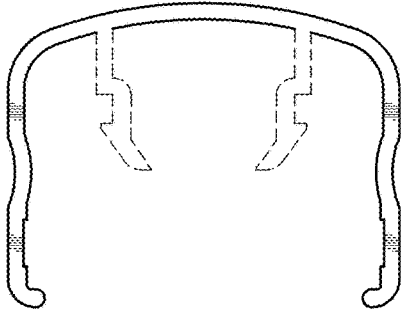


FIG. 3

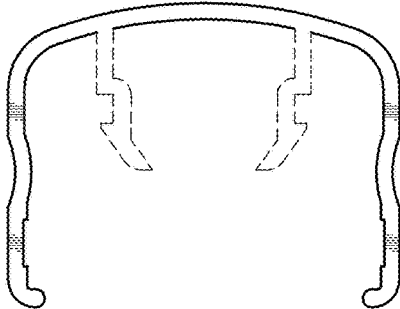


FIG. 4

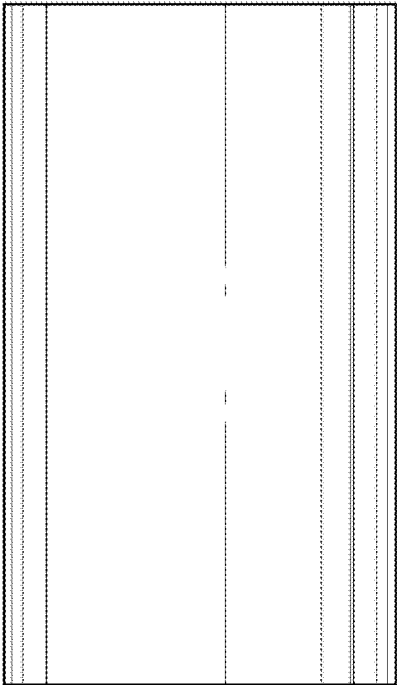


FIG. 5




FIG. 6




FIG. 7




FIG. 8

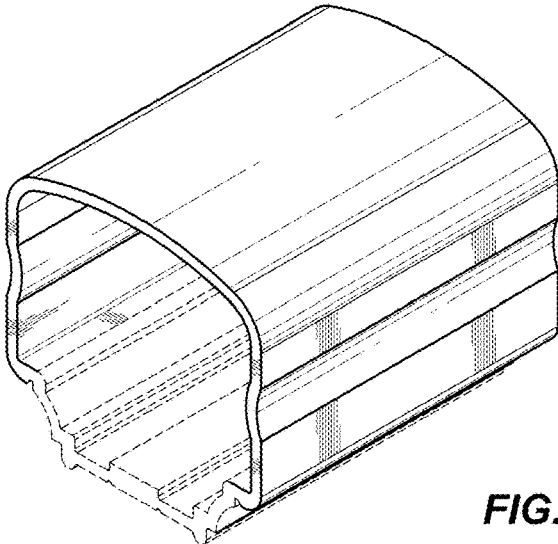


FIG. 9

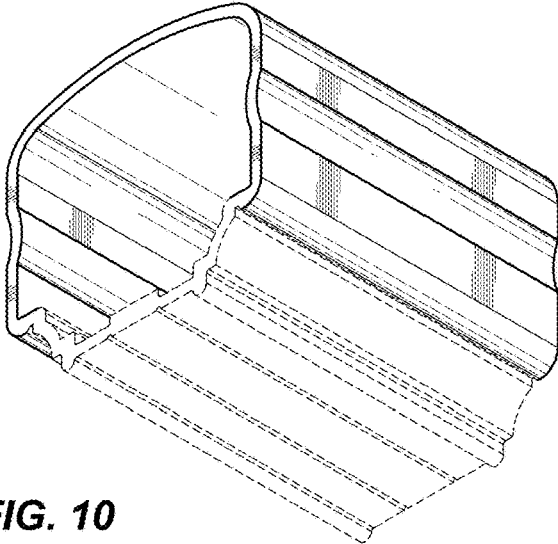


FIG. 10

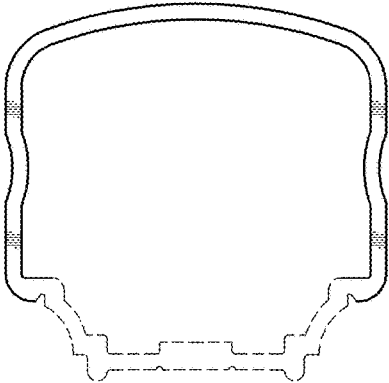


FIG. 11

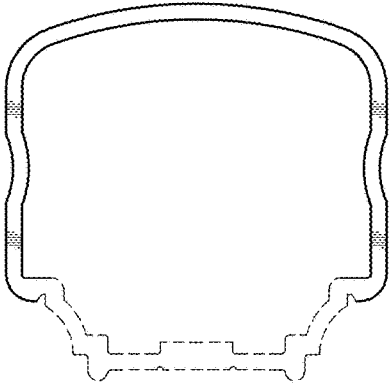


FIG. 12




FIG. 13

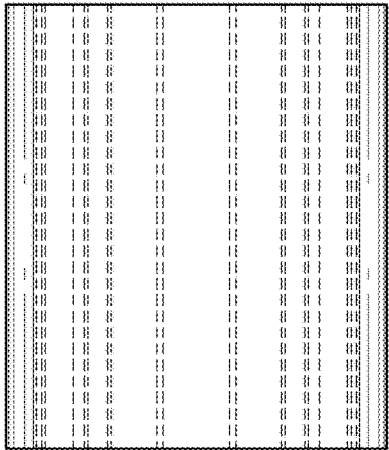


FIG. 14

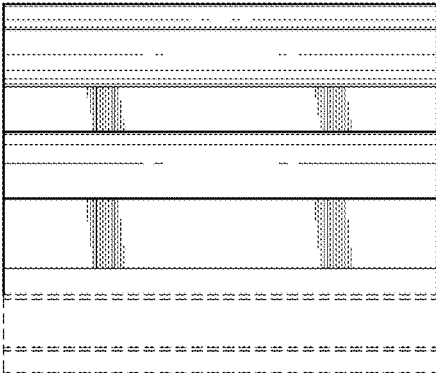


FIG. 15

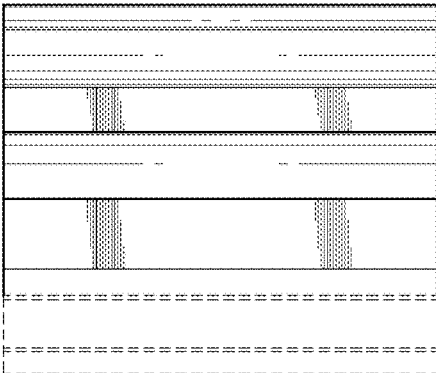


FIG. 16