



US00D518266S

(12) **United States Design Patent**
Yang et al.

(10) **Patent No.:** **US D518,266 S**

(45) **Date of Patent:** **** Mar. 28, 2006**

(54) **TRASH CAN ASSEMBLY**

(75) Inventors: **Frank Yang**, Rancho Palos Verdes, CA (US); **Myk Wayne Lum**, Irvine, CA (US); **Joseph Sandor**, Santa Ana Heights, CA (US)

(73) Assignee: **Simplehuman LLC**, Los Angeles, CA (US)

(**) Term: **14 Years**

(21) Appl. No.: **29/210,551**

(22) Filed: **Aug. 3, 2004**

(51) **LOC (8) Cl.** **09-09**

(52) **U.S. Cl.** **D34/9**

(58) **Field of Classification Search** D34/1-11;
220/908, 262, 263, 264

See application file for complete search history.

(56) **References Cited**

U.S. PATENT DOCUMENTS

- D465,630 S * 11/2002 Lin D34/9
- D465,893 S * 11/2002 Lin D34/9
- D465,894 S * 11/2002 Lin D34/9

- D466,265 S * 11/2002 Lin D34/9
- D482,832 S * 11/2003 Lin D34/9
- D482,833 S * 11/2003 Lin D34/9
- D483,166 S * 12/2003 Lin D34/7
- D489,503 S * 5/2004 Lin D34/9
- D489,504 S * 5/2004 Lin D34/11
- D491,707 S * 6/2004 Lin D34/9

* cited by examiner

Primary Examiner—Cynthia E. Ramirez

(74) *Attorney, Agent, or Firm*—Raymond Sun

(57) **CLAIM**

The ornamental design for the trash can assembly, as shown and described.

DESCRIPTION

FIG. 1 is a perspective view of a trash can according to the present invention;

FIG. 2 is a left side plan view of FIG. 1;

FIG. 3 is a right side plan view of FIG. 1;

FIG. 4 is a front plan view of FIG. 1;

FIG. 5 is a rear plan view of FIG. 1;

FIG. 6 is a top plan view of FIG. 1; and,

FIG. 7 is a bottom plan view of FIG. 1.

1 Claim, 7 Drawing Sheets

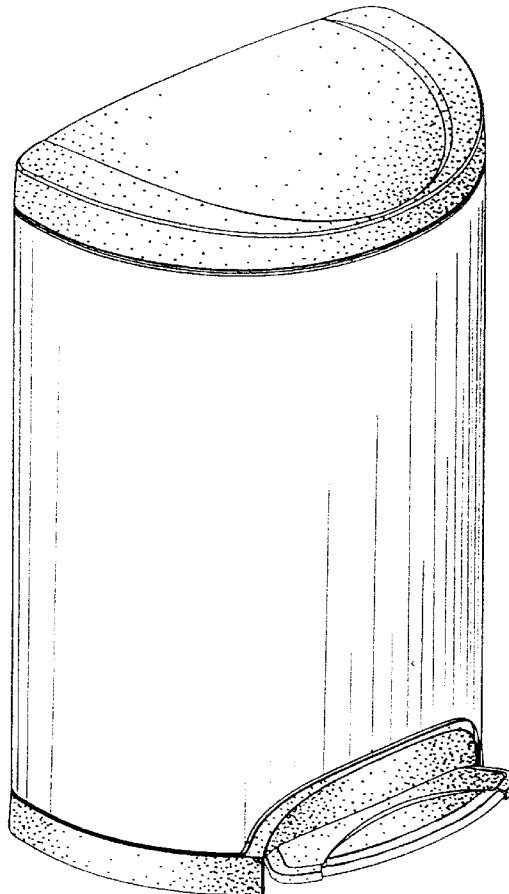


FIG. 1

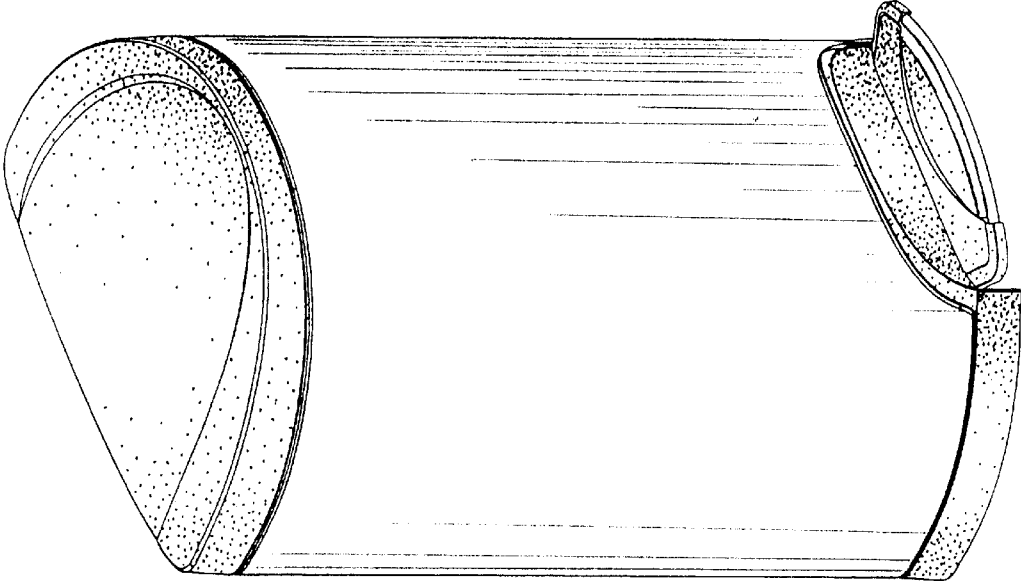


FIG. 2




FIG. 3

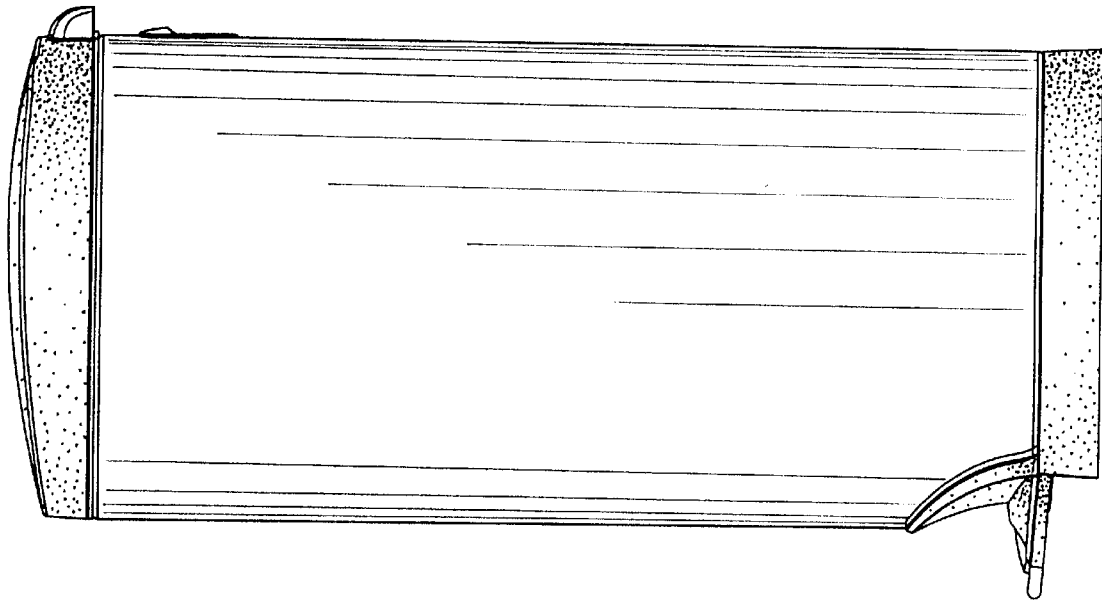


FIG. 4




FIG. 5




FIG. 6

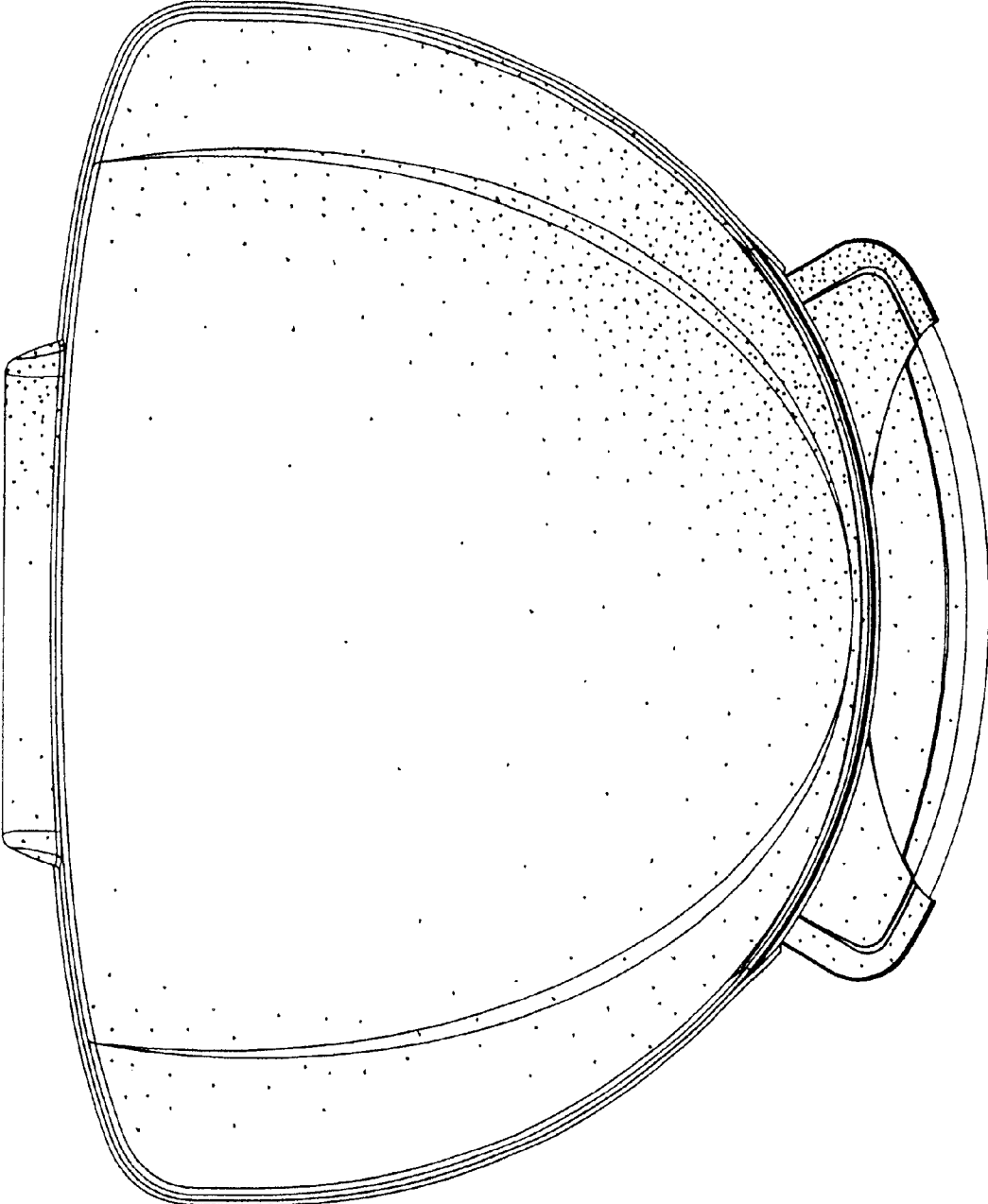


FIG. 7

