



US00D573356S

(12) **United States Design Patent**
Zasloff

(10) **Patent No.:** **US D573,356 S**

(45) **Date of Patent:** **** Jul. 22, 2008**

(54) **SKATEBOARD FRAME**

2007/0075524 A1* 4/2007 Kelly 280/605

(76) Inventor: **David Zasloff**, 3170 N. Beachwood Dr.,
Los Angeles, CA (US) 90068

* cited by examiner

(**) Term: **14 Years**

Primary Examiner—Caron D. Veynar

Assistant Examiner—Sydney R Buffalow

(74) *Attorney, Agent, or Firm*—St. Onge Steward Johnston &
Reens LLC

(21) Appl. No.: **29/295,454**

(22) Filed: **Sep. 28, 2007**

(57) **CLAIM**

The ornamental design for skateboard frame, as shown and described.

(51) **LOC (8) Cl.** **06-07**

(52) **U.S. Cl.** **D6/301; D6/303; D6/302**

(58) **Field of Classification Search** **D6/300,**
D6/302, 303, 304; 40/700, 711, 735; 359/854;
280/809, 87.042, 618, 79.11, 605; 224/401
See application file for complete search history.

DESCRIPTION

FIG. 1 is a front perspective view of a skateboard frame in accordance with the new design;

FIG. 2 is a front view thereof;

FIG. 3 is a rear view thereof;

FIG. 4 is a left side view thereof;

FIG. 5 is a right side view thereof;

FIG. 6 is a bottom view thereof; and,

FIG. 7 is a top view thereof.

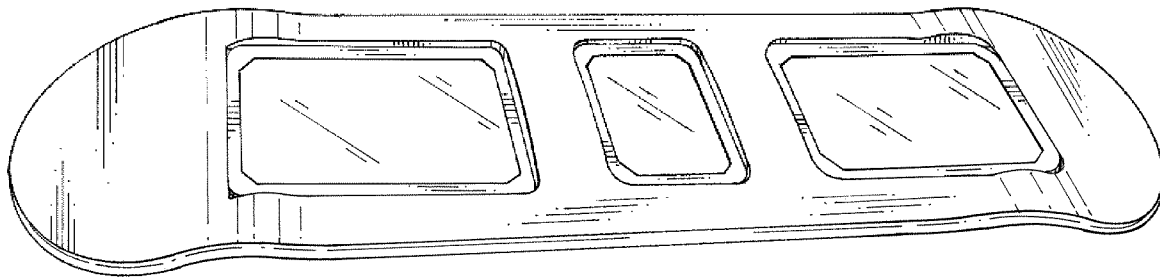
The broken lines are for the illustrative purposes only and form no part of the claimed design.

(56) **References Cited**

U.S. PATENT DOCUMENTS

3,444,638	A *	5/1969	Jahn	40/711
4,643,544	A *	2/1987	Loughran	359/854
D425,311	S *	5/2000	Reynolds et al.	D6/302
D425,312	S *	5/2000	Reynolds et al.	D6/302
7,048,284	B1 *	5/2006	Seifert	280/79.11
2004/0032122	A1 *	2/2004	Giannulli	280/809
2004/0100055	A1 *	5/2004	Chang	280/87.042
2004/0232657	A1 *	11/2004	Lee	280/618
2004/0251287	A1 *	12/2004	Myers	224/401

1 Claim, 3 Drawing Sheets



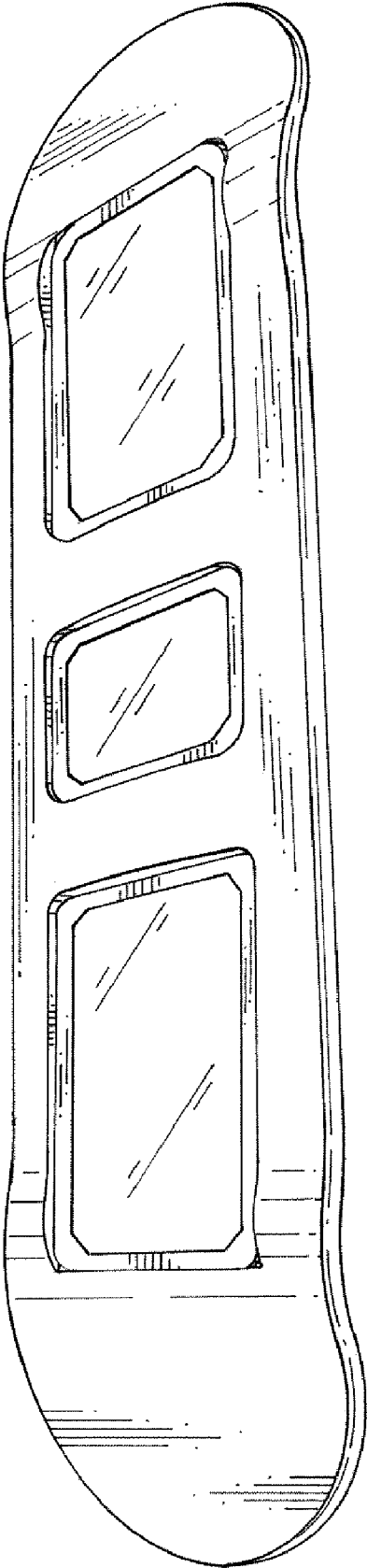


FIG. 1

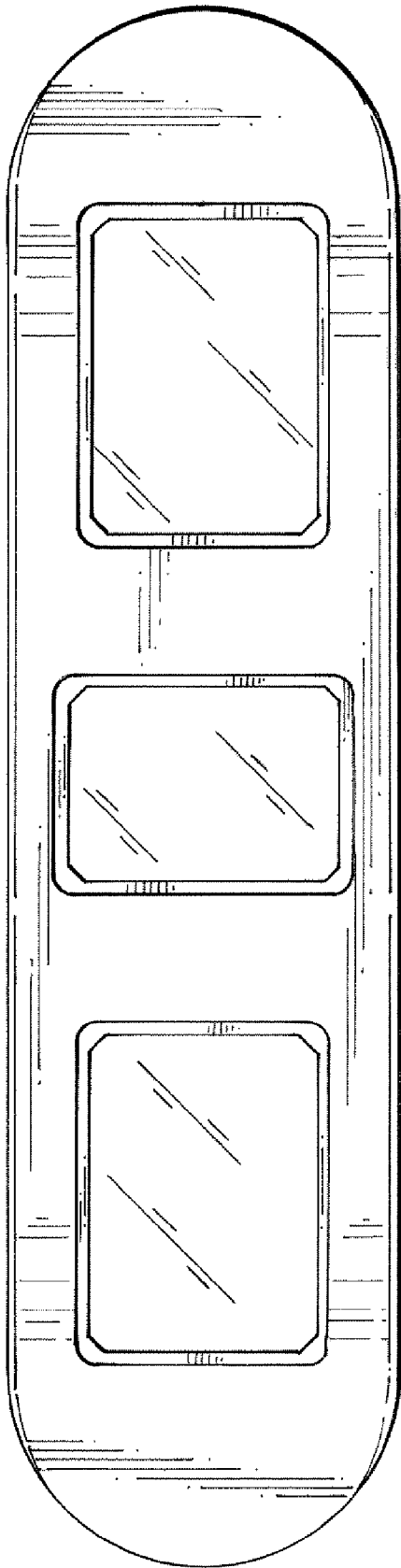


FIG. 2

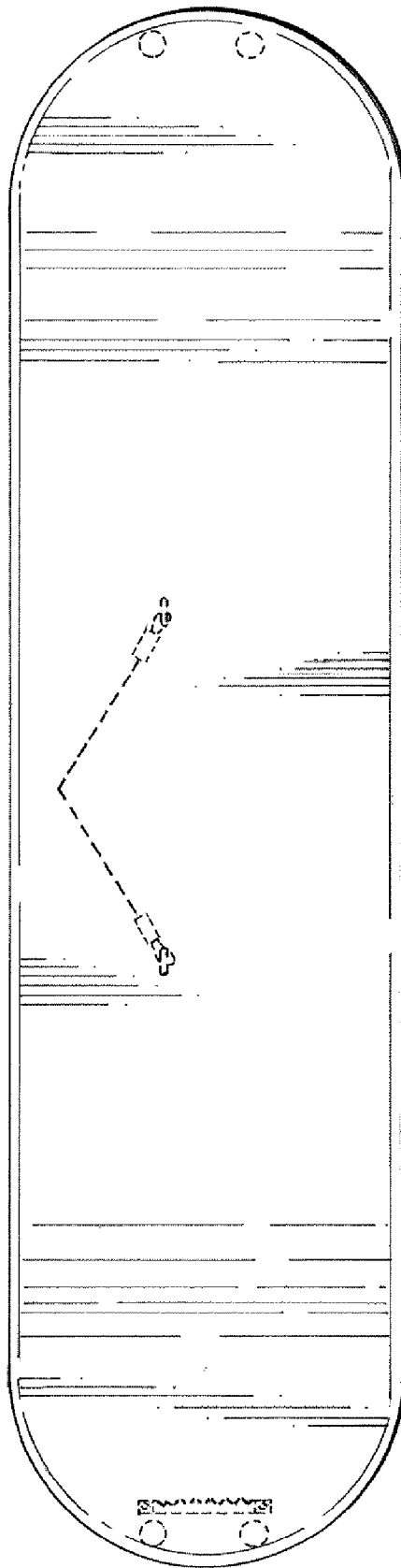


FIG. 3




FIG. 4




FIG. 5



FIG. 6




FIG. 7